

# A physics-based Antarctic melt detection technique: Combining AMSR-2, radiative transfer modeling, and firn modeling

Marissa E. Dattler<sup>1,2,3</sup>, Brooke Medley<sup>3</sup>, C. Max Stevens<sup>2,3</sup>

<sup>1</sup>Department of Atmospheric and Oceanic Sciences, University of Maryland, College Park, MD 20740, USA

<sup>2</sup>Earth System Science Interdisciplinary Center, University of Maryland, College Park, MD 20740, USA

<sup>3</sup>NASA Goddard Space Flight Center, Greenbelt, MD 20771, USA

Correspondence to: Marissa E. Dattler (marissa.e.dattler@nasa.gov)

**Abstract.** Surface melt on ice shelves has been linked to hydrofracture and subsequent ice shelf breakup. Since the 1990s, scientists have been using microwave radiometers to detect melt on ice shelves and ice sheets by applying various statistical thresholds to identify significant increases in brightness temperature that are associated with melt. In this study, instead of using a fixed threshold, we force the Snow Radiative Transfer model with outputs from the Community Firn Model to create a dynamic, physics-based threshold for melt. In the process, we also hybridize our method to statistical techniques and produce microwave grain size information. We run this “Hybrid Method” across the Larsen C ice shelf as well as thirteen sites on the Antarctic Ice Sheet. Melt and non-melt days from the Hybrid Method and three statistically based methods match with surface energy balance within 94±1%; the effect of melt on the passive microwave is mostly binary and thus largely detectable by statistically-based techniques as well as physics-based techniques. Rather than always replacing statistical thresholding with the Hybrid Method, we recommend using the Hybrid Method in studies where melt volume or grain size is of interest. In this study, we show that the Hybrid Method can be used to (a) model dry snow brightness temperatures of Antarctic snow and (b) derive a measure of grain size; therefore, it is an important step forwards towards using firn and radiative transfer modeling to quantify melt rather than to simply detect melt days.

## 1 Introduction

Studying Antarctic surface melt is critical for evaluating the relationship between the Antarctic Ice Sheet (AIS) and the climate system. Climate change has been associated with increased surface melt and pond formation in Antarctica, particularly in the Antarctic Peninsula (Scambos et al., 2000). While only a small percentage of surface meltwater runs off into the ocean, recent studies have shown that meltwater on the surface of ice shelves can lead to hydrofracture and ice shelf collapse (Scambos et al., 2000; Banwell et al., 2013; Kingslake et al., 2017; Bell et al., 2018). Since ice shelves provide a buttressing effect to ice upstream, their collapse can indirectly result in mass loss of the AIS through increased ice discharge into the ocean contributing to sea level change (Rignot, 2004; Berthier et al., 2012).

Style Definition	... [11]
Style Definition	... [10]
Style Definition	... [9]
Style Definition	... [8]
Style Definition	... [7]
Style Definition	... [6]
Style Definition	... [5]
Style Definition	... [4]
Style Definition	... [3]
Style Definition	... [2]
Style Definition	... [1]
Formatted	... [12]
Formatted	... [13]
Formatted	... [14]
Deleted: statistically based	
Formatted	... [15]
Deleted: We combine	
Deleted: statistical thresholding technique with Communi	... [17]
Deleted: Microwave	
Deleted: , and AMSR-2	
Formatted	... [16]
Formatted	... [18]
Formatted	... [19]
Formatted	... [20]
Deleted: hybrid method that accounts	
Deleted: the influence of variations in snow temperature	... [22]
Formatted	... [21]
Formatted	... [23]
Deleted: snow correlation lengths, and we	
Formatted	... [24]
Deleted: algorithm on 13	
Formatted	... [25]
Deleted: over	
Deleted: and ice shelves. Compared to melt values from	... [27]
Deleted: thresholding techniques and is slightly more sen	... [29]
Formatted	... [26]
Formatted	... [28]
Formatted	... [30]
Deleted: grain size from the 2013-2014 Mosaic of Antarc	... [31]
Formatted	... [32]
Deleted: . In the future,	
Deleted: hybrid method	
Formatted	... [33]
Formatted	... [34]
Deleted: further developed	
Deleted: volume	
Deleted: occurrence	
Formatted	... [35]
Formatted	... [36]
Formatted	... [37]
Formatted	... [38]
Formatted	... [39]
Formatted	... [40]
Deleted: contribute to	
Deleted: Antarctic Ice Sheet (	

To identify surface melt on the AIS from passive microwave radiometry, previous studies have used a variety of statistical techniques that detect spikes in brightness temperature above a predetermined threshold, which are interpreted as melt events (Zwally and Fiegles, 1994; Torinesi et al., 2003; Picard et al., 2007). Typically, the threshold remains temporally constant over a year or longer and is based on mean brightness temperature for the 18 to 19 GHz frequency in the horizontal polarization. If the brightness temperature exceeds this threshold on a given day, then that day is assigned to be a melt day. However, variations in brightness temperature can also occur due to changes in snow density, physical temperature, and microstructure.

Fahnestock et al. (2002) and Johnson et al. (2020) partially circumvent this issue by checking for a bimodal distribution of brightness temperatures annually to determine the presence of melt. This technique can remove the effect of variations in annual wintertime temperature but does not account for day-to-day variation in temperature and snow stratigraphy. Tedesco (2009) developed a physics-based threshold for melt detection using the Microwave Emission Model for Layered Snow (MEMLS), but the threshold again only varies once per year. Therefore, current techniques do not fully and directly consider day-to-day variations in these physical properties of the snow. In part, this omission is because these variations in the properties of snow over the AIS are not well known. However, recent improvements in atmospheric reanalysis, firm modeling, and snow radiative transfer modeling allow us to capture these variations using a hybridized, physics-based technique for detecting melt with a dynamic threshold that varies day-to-day.

In this study, we address the need for a microwave melt detection technique that has a physical basis in the complex dynamics of snow microwave radiation. To achieve this, we create a dynamic threshold that captures the microwave effects of variability in snow properties from day to day, instead of a statistically-based threshold that only varies year to year. Our new, dynamic thresholding technique identifies melt days while quantifying the effects of snow temperature and density on brightness temperature. First, we use inverse radiative transfer modelling to determine grain size using the Community Firn Model (CFM) and the Snow Microwave Radiative Transfer model (SMRT) in non-melt conditions. This inversion step is similar to that of Mote and Anderson (1995), although we only apply this inversion for grain size and not density, as density is simulated by the CFM. Then, we use the outputs of CFM and SMRT to compute daily-varying thresholds. When a daily threshold is exceeded by AMSR-2, we mark it as a melt day. We analyze our melt detection results from our hybrid, physics-based technique by comparing our results to Antarctic Weather Station (AWS) data as well as results from statistically-based techniques. At thirteen Antarctic sites and the Larsen C, we validate our melt detection technique against observations and other techniques, as well as analyze our intermediary calculations of snow grain size during our melt detection technique.

## 2 Data & Models

- Formatted ... [45]
- Formatted ... [46]
- Commented [SP1]: does it change for different years? ... [47]
- Formatted ... [48]
- Commented [SP2]: make sure to differentiate how this ... [49]
- Formatted ... [50]
- Formatted ... [51]
- Deleted: These thresholding techniques that have been developed
- Deleted: detect surface
- Formatted ... [52]
- Formatted ... [53]
- Deleted: on the AIS have
- Formatted ... [54]
- Deleted: generally considered
- Formatted ... [55]
- Deleted: modelling
- Deleted: modelling
- Deleted: create
- Formatted ... [56]
- Formatted ... [57]
- Formatted ... [58]
- Deleted: -
- Formatted ... [59]
- Deleted: snow-property
- Deleted:
- Formatted ... [60]
- Formatted ... [61]
- Commented [SP3]: this is a bit repetitive of the previo ... [62]
- Deleted: snow microstructure (correlation length)
- Formatted ... [63]
- Formatted ... [64]
- Commented [BM4]: Did you want to add "because den ... [65]
- Deleted: .
- Deleted: these models
- Formatted ... [66]
- Formatted ... [67]
- Commented [SP5]: "mark it as a melt day"? or "consic ... [68]
- Formatted ... [69]
- Deleted:
- Formatted ... [70]
- Deleted: We analyze the frequency at which we detect melt days
- Deleted: microstructure, at thirteen sites in Antarctica
- Formatted ... [71]
- Formatted ... [72]
- Formatted ... [73]

## 155 2.1 Automatic Weather Stations

160 We run our melt detection technique for ten AWS and three additional dry sites. We selected these AWS due to their hourly melt rates from AWS-derived surface energy balance (SEB) analysis based on observed conditions (Jakobs et al., 2020). The hourly melt rates are converted to daily melt rates for comparison to microwave data. The three additional dry sites are Dome C (DC; 75.10°S, 123.35°E), Point Barnola (PB; 75.70°S, 123.25°E), and Kohnen (75.00°S, 0.07°E). The locations of all sites are shown in the map in Figure 1. These sites are found on grounded ice sheet, ice shelves, or ice rises as shown in Figure 1 (Jakobs et al., 2020). Our time series spans from July 2, 2012, to May 31, 2019, for all sites. However, AWS-derived observations provide differing coverage of this time series depending on AWS location (Jakobs et al., 2020). Although we run the Hybrid Method for all thirteen sites, there is no crossover in time of AWS-derived data for AWS 4 and 6 with the AMSR-2 record.

## 165 2.2 Advanced Microwave Scanning Radiometer 2 (AMSR-2)

170 AMSR-2 is a microwave radiometer onboard Japanese satellite Global Change Observation Mission – Water Satellite 1 (GCOM-W1). This instrument provides 16 channels between 6.9 and 89 GHz. We use the 12.5 km x 12.5 km daily gridded product of AMSR-2 (Meier et al., 2018). We use the 18.7 GHz channel, as this frequency is most sensitive to the presence of liquid water on the surface of the Antarctic Ice Sheet. We use 18.7 GHz in the horizontal polarization (19H) for melt detection and 18.7 GHz in the vertical polarization (19V) for grain size. Penetration depth of this frequency varies widely between studies. Tikhonov et al. (2019) showed that the penetration depth of 19 GHz was a few tens of centimeters using the Special Sensor Microwave/Imager (SSM/I) passive microwave radiometer. Colliander et al. (2022) found the penetration depth at 19 GHz to be approximately 40 cm. The maximum depth of detection for this frequency was shown to be 1 to 2 m in Picard et al. (2022a).

## 175 2.3 Community Firn Model

180 The Community Firn Model is an open-source model framework that simulates firn property evolution, including densification, temperature, melt, and grain growth (Stevens et al., 2020). Because surface grain size over the Antarctic Ice Sheet is not well constrained, the grain growth model for dry snow within CFM assumes a fresh snow grain radius of 0.1 mm across the Antarctic Ice Sheet (Stevens et al., 2020). When compared to surface grain sizes derived from the Moderate-Resolution Imaging Spectroradiometer (MODIS) Mosaic of Antarctica (MOA), this is an underestimate for many areas of the AIS associated with frequent melt events, especially ice shelves (Scambos et al., 2007; Haran et al., 2018). Therefore, we do not use grain size information from the CFM in our melt detection algorithm.

- Deleted: 2.1 AIS point weather observations
- Deleted: analyze near-surface observations from
- Deleted: ; we
- Deleted: sites
- Formatted ... [74]
- Formatted ... [75]
- Formatted ... [76]
- Formatted ... [77]
- Commented [SP6]: a bit of a run on sentence, restructure
- Deleted: . These
- Formatted ... [78]
- Formatted ... [79]
- Deleted: We use
- Deleted: that were added for comparison; these sites
- Formatted ... [80]
- Formatted ... [81]
- Deleted: AWS
- Formatted ... [82]
- Deleted: at least
- Deleted: the beginning of 2014
- Formatted ... [83]
- Formatted ... [84]
- Formatted ... [85]
- Deleted: the end of 2018
- Formatted ... [86]
- Deleted: We use longer records from AWS 17 (2012-07-01 to 2019-05-31)
- Deleted: . Our analysis of AWS 17 starts
- Deleted: 2012-07-02
- Formatted ... [88]
- Formatted ... [89]
- Formatted ... [90]
- Deleted: ends 2019-05-31, and AWS 18 starts on 2014-07-01
- Formatted ... [91]
- Formatted ... [92]
- Formatted ... [93]
- Formatted ... [94]
- Commented [SP7]: have you defined this?
- Formatted ... [95]
- Moved (insertion) [1]
- Deleted: We use the 12.5 km x 12.5 km daily gridded product of AMSR-2 (Meier et al., 2018)
- Formatted ... [96]
- Formatted ... [97]
- Deleted: (CFM)
- Formatted ... [98]
- Formatted ... [99]
- Formatted ... [100]
- Deleted: .
- Deleted: )

235 We force the CFM with daily Modern-Era Retrospective analysis for Research and Applications, Version 2 (MERRA-2) precipitation and skin temperature (Gelaro et al., 2017). The CFM output is on the same spatial resolution as MERRA-2: 0.5° latitude by 0.625° longitude (Gelaro et al., 2017). The vertical resolution of the daily output profiles from the CFM varies spatiotemporally, and is on the order of millimeters, which is too fine for input into the radiative transfer model. Radiative transfer models become inaccurate when layers are too small comparative to the wavelength used. Therefore, we merge thin layers from the CFM output to create thicker layers that are appropriate for the 18.7 GHz frequency. From the surface down to 1 m, each layer of the CFM output is approximately 1 cm in thickness. From 1 m to 5 m, each layer is approximately 10 cm. A single, semi-infinite bottom layer spans 5 m to 50 m. The exact size of each layer varies slightly from day to day and location to location due to layer formation and merging within the CFM. The CFM output we use consists of snow temperature and density with depth and has daily temporal resolution.

### 2.3 Snow Microwave Radiative Transfer model framework

245 The Snow Microwave Radiative Transfer model framework, introduced in Picard et al. (2018), simulates brightness temperature and backscatter intensity while allowing for the use of several previously developed microstructure and scattering models, including the Dense Media Radiative Transfer model (DMRT; Tsang et al., 1985) and the Improved Born Approximation (IBA; Mätzler, 1998). These two models are shown to produce nearly equivalent results (Löwe and Picard, 2015). We chose to use IBA within SMRT, or hereafter SMRT-IBA.

250 Within SMRT-IBA, snow is represented as a two-phase medium (assuming no liquid water), with ice within a medium of air being the standard configuration. However, this approximation becomes less accurate at densities greater than 450 kg m<sup>-3</sup>. Therefore, we switch to the opposite configuration of air within an ice medium when ice volume fraction exceeds 0.5. We achieve this by using the “dense snow correction” within SMRT-IBA. This allows us to model the emission and scattering of snow at these higher densities, following the IBA example in Picard et al. (2022b). We considered an alternative model from Picard et al. (2022b) that uses the more advanced strong contrast expansion theory, but the model was not always numerically stable.

### 2.3 Microwave grain size

260 The snow microstructure model within SMRT-IBA that we chose to implement is the exponential model, which considers grain size as a single parameter (Picard et al., 2018). Given that we are using an exponential model, the length scale input for snow microstructure is referred to as the exponential correlation length ( $L_C$ ). In this paper, we refer to this value as “microwave grain size” ( $L_{MW}$ ), a unifying concept that allows for simple comparison to other snow microstructure

- Deleted: .
- Formatted: Font: 10 pt
- Formatted: Line spacing: 1.5 lines
- Deleted: ,
- Deleted: , generally,
- Formatted: Font: 10 pt
- Formatted: Font: 10 pt
- Deleted: To a significant degree, the more
- Deleted: that
- Deleted: input into the radiative transfer model,
- Deleted: more computationally expensive it is to model ... [104]
- Formatted ... [101]
- Formatted ... [102]
- Formatted ... [103]
- Formatted ... [105]
- Deleted: sensitivity of AMSR-2 at the
- Formatted ... [106]
- Formatted ... [107]
- Formatted ... [108]
- Deleted: (SMRT)
- Formatted ... [109]
- Formatted ... [110]
- Deleted: thermal emission and backscattering
- Formatted ... [111]
- Commented [DME(60M8)]: Add ref
- Formatted ... [112]
- Commented [DME(60M9)]: Add ref
- Deleted: ;
- Deleted: Picard et al., 2018
- Deleted: ).
- Formatted ... [113]
- Formatted ... [114]
- Deleted: choose
- Deleted: implement the
- Formatted ... [115]
- Deleted: because it considers
- Formatted ... [117]
- Formatted ... [116]
- Formatted ... [118]

parameters (Picard et al., 2022c). Microwave grain size ( $L_{MW}$ ) is proportional to the Porod length ( $L_P$ ), which relates snow density ( $\rho$ ), polydispersity ( $K$ ), and optical grain diameter ( $d_{opt}$ ) (Mätzler 2002; Picard et al., 2022c):

$$L_{MW} = L_C = K L_P = K \left( \frac{2}{3} \right) (1 - \rho / \rho_{ice}) d_{opt} \quad (1)$$

Equation (1) shows that (a) microwave grain size is proportional to grain diameter, (b) larger optical grain diameters are associated with higher microwave grain sizes, and (c) higher densities are associated with lower microwave grain sizes. Therefore, microwave grain size is a complicated snow microstructural input into SMRT-IBA that relates to both grain diameter and density.

We compare our calculations of microwave grain size within SMRT to in situ observation of specific surface area from two snow pits in Picard et al. (2014). These data can be converted to microwave grain size given information about snow density and polydispersity (Picard et al. 2022c). We also compare our results to optical grain radius as derived from the MODIS MOA in 2013 (Scambos et al., 2007; Haran et al., 2018), a mosaic of MODIS imagery.

### 3 Methodology

We use the radiative transfer model SMRT to predict brightness temperature based on each day's modeled snow conditions. Snow temperature, density, microwave grain size, and liquid water volume all affect snow brightness temperature and are inputs into SMRT. We always set the snow's liquid water volume to zero regardless of how much liquid water is truly present that day. In doing so, we compute dry snow brightness temperatures, which are lower than the brightness temperatures that occur when snow is wet. In theory, our modeled dry snow brightness temperatures should equal observed brightness temperatures on days with no liquid water present. We consider melt to have occurred on a given day when the observed brightness temperature from AMSR-2 exceeds the modelled dry snow brightness temperature by at least a variable amount related to dry snow microwave grain size (5 to 10 K).

#### 3.1 Inputs into SMRT: Density, temperature, and microwave grain size

We input snow density and temperature from the CFM into SMRT. Additionally, snow microstructural parameters are also required for snow radiative transfer modeling, specifically microwave grain size for SMRT. However, accurate, daily-varying microwave grain sizes are not currently available across the AIS either from modelling or remote sensing. The CFM produces vertical grain size profiles, which can be converted to microwave grain size following Mätzler (2002), which is

Deleted: )

Formatted: Font: 10 pt, Font color: Text 1

Commented [BM10]: What is alpha?

Moved (insertion) [2]

Deleted: ¶

Formatted: Font: 10 pt, Not Bold, Font color: Text 1

Formatted: Font: 10 pt

Formatted: Font: 10 pt, Bold, Font color: Auto

Formatted: Line spacing: 1.5 lines

Deleted: temperatures

Formatted: Font: 10 pt

Formatted: Font: 10 pt

Formatted: Line spacing: 1.5 lines

Deleted: correlation length

Formatted: Font: 10 pt

Deleted: -

Formatted: Font: 10 pt

Deleted: modeled

Deleted: -

Deleted: fixed

Formatted: Font: 10 pt

Formatted: Font: 10 pt

Formatted: Font: 10 pt

Deleted: .

Formatted: Font: 10 pt, Font color: Text 1

Formatted: Font: 10 pt

Formatted: Line spacing: 1.5 lines

Deleted: Snow

Formatted: Font: 10 pt

Deleted: correlation length

Deleted: -IBA

Formatted: Font: 10 pt

Formatted: Font: 10 pt

Deleted: correlation lengths

Deleted: modeling

Formatted: Font: 10 pt

Formatted: Font: 10 pt

approximated for the Alps. A closer approximation can be made using Picard et al. (2022c). However, these profiles from CFM are highly dependent on fresh snow grain size, which is not currently well enough known across the AIS for use in microwave studies. Instead, we first use snow brightness temperature to determine snow microstructure, specifically microwave grain size, on days that we are confident that the snow is dry.

We can make this determination because brightness temperature for 18.7 GHz in both the horizontal and vertical polarizations decreases considerably as a function of microwave grain size (Figure 2a). Since brightness temperature is strongly influenced by microwave grain size, we solve for microwave grain size on non-melt days when microwave grain size is the only SMRT input variable that is unknown.

Brightness temperature also varies relative to temperature and density (Figures 2b and 2c). We note that there is a discontinuity in the relationship between brightness temperature and density (Figure 2c). This discontinuity is related to the challenge introduced by modeling snow at higher densities ( $>450 \text{ kg m}^{-3}$ ). As discussed in Section 2.3, the model switches from its standard “ice in air” configuration to “air in ice”, resulting in a discontinuity when density is approximately  $450 \text{ kg m}^{-3}$ . Since Figures 2a to 2c are all idealized cases with uniform snow temperature and density with depth, this discontinuity is a discrete jump. However, in a real snow profile, snow temperature and density vary with depth. We show the dependence of microwave grain size, temperature, and density perturbations on brightness temperature from sample output from the Community Firn Model for Dome C in Figures 4d to 4f. The effect of model switch is integrated in Figure 2f but still represents a source of uncertainty introduced by radiative transfer modelling.

### 3.2 Polarizations used for melt detection and microwave grain size

In this study, we focus our melt detection analysis on the horizontal polarization as it has been shown to be sensitive to the presence of liquid water on the surface of the AIS, making it useful for melt detection (Zwally and Fiegles, 1994 and Torinesi et al., 2003). However, the vertical polarization can also be useful specifically in microwave radiative transfer modelling as it is generally easier to model the vertical component of emissivity than the horizontal component. This is because the vertical component of emissivity is not as sensitive to the detailed density structure of icy layers (Comiso et al., 1997; Durand et al., 2008). Therefore, we derive microwave grain size and use it to perform melt detection with the Hybrid Method using 19H as this channel is more sensitive to melt (Section 3.3 to 3.4). We re-derive microwave grain size using 19V (Section 3.3) and consider this version to be our official microwave grain size product.

### 3.3 Calculating microwave grain size ( $L_{MW}$ )

- Deleted: correlation length with some uncertainty; however
- Formatted ... [119]
- Commented [SP11]: feels here like you leave the rea ... [120]
- Formatted ... [121]
- Deleted: correlation length
- Formatted ... [122]
- Deleted: (18H and 18V, respectively)
- Deleted: correlation length
- Deleted: Overall, the
- Formatted ... [123]
- Formatted ... [124]
- Formatted ... [125]
- Deleted: more sensitive to correlation length than to tem ... [126]
- Deleted: first
- Deleted: correlation length
- Deleted: dry
- Formatted ... [127]
- Formatted ... [128]
- Formatted ... [129]
- Formatted ... [130]
- Deleted: correlation length
- Deleted:
- Formatted ... [131]
- Formatted ... [132]
- Formatted ... [133]
- Formatted ... [134]
- Formatted ... [135]
- Formatted ... [136]
- Formatted ... [137]
- Formatted ... [138]
- Formatted ... [139]
- Formatted ... [140]
- Deleted: run
- Formatted ... [141]
- Commented [SP12]: following up on my previous co ... [143]
- Deleted: following steps for both the 18H and 18V chan ... [142]
- Formatted ... [144]
- Deleted: 1
- Deleted: correlation length ( $p_{exp}$ ) for potential dry days
- Formatted ... [145]
- Formatted ... [146]

380 To calculate microwave grain size, we must hybridize our method to a statistically-based technique presented in Picard et al. (2022d). In this statistically-based technique, the mean brightness temperature from June to September within an AMSR-2 grid cell acts as the “dry brightness temperature”. A melt day is defined to occur when the daily brightness temperature exceeds this dry brightness temperature by at least 20 K. This is a relatively low threshold, meaning that this technique produces many melt days. We also compare our end results of the Hybrid Method to the statistically-based technique introduced in Torenisi et al. (2003). Torenisi et al. (2003) describe a recursive method that involves first calculating the annual mean brightness temperature plus  $N$  times its standard deviation (we used  $N = 3$ ). Then, they recursively remove days that exceed this threshold, recalculating the mean brightness temperature and standard deviation each time. The third method for comparison is that of Zwally and Fiegles (1994), where the threshold for melt is taken to be 30 K over the mean brightness temperature within an AMSR-2 grid cell for the time series. Note that all three of these statistically-based techniques use the horizontal polarization.

390 We incorporate the statistically-based technique described in Picard et al. (2022d) to determine on which days we have the ability to calculate microwave grain size based on brightness temperature observed by AMSR-2. Note that we have not assigned melt days as defined by the Hybrid Method. Instead, we identify “potential melt days” as any day within +/- 7 days of a melt day detected by the thresholding technique described in Picard et al. (2022d). We chose this value because 80% of AWS-derived melt falls within this +/- 7 day window for the AWS used in this study. “Potential non-melt days” are outside this +/- 7 day window. We chose the threshold from Picard et al. (2022d) over other statistical techniques because it uses a threshold of only 20 K above the mean, horizontally polarized brightness temperature of its assigned dry season, typically making it most sensitive to melt resulting in more “potential melt days” than other statistically-based thresholding techniques.

400 SMRT predicts brightness temperature based on input snow conditions. We employ what is termed as “inverse radiative transfer modeling”. This technique was used in Picard et al. (2012) to calculate grain size for Dome C. Unlike Picard et al. (2012), we use a lower, single frequency (18.7 GHz) and assume vertically homogenous grain size. One way to employ inverse radiative transfer modeling is to run the radiative transfer model for a range of monotonically increasing input microwave grain sizes and then select the microwave grain size that produces a modeled brightness temperature closest to the observed brightness temperature. In our methodology, we apply a slightly different process that yields equivalent results but is optimized for computational efficiency.

**Deleted:** Our goal is to  
**Formatted:** Font: 10 pt

**Formatted:** Line spacing: 1.5 lines

**Deleted:** correlation length

**Deleted:** on dry days

**Formatted:** Font: 10 pt

**Formatted:** Font: 10 pt

**Deleted:** at this point in the process because we have not yet created our dynamic threshold.

**Formatted:** Font: 10 pt

**Commented [SP13]:** describe this with a bit more detail

**Moved up [1]:** (2022a).

**Formatted:** Font: 10 pt

**Deleted:** dry

**Formatted:** Font: 10 pt

**Formatted:** Font: 10 pt

**Deleted:** -

**Formatted:** Font: 10 pt

**Deleted:** 2022a

**Formatted:** Font: 10 pt

**Deleted:** (June to September),

**Formatted:** Font: 10 pt

**Deleted:**

**Formatted:** Font: 10 pt

**Formatted:** Font: 10 pt

**Deleted:** shorter

**Deleted:** snow microstructure.

**Formatted:** Font: 10 pt

**Formatted:** Font: 10 pt

**Deleted:** for these two polarizations

**Formatted:** Font: 10 pt

**Deleted:** correlation lengths

**Deleted:** correlation length

**Formatted:** Font: 10 pt

**Formatted:** Font: 10 pt

425 For each potential non-melt day, we run SMRT once with an overestimate or a “high” value for microwave grain size ( $L_{initial} + bound$ ) and a second time with an underestimate or a “low” ( $L_{initial} - bound$ ) value for microwave grain size. The values for  $L_{initial}$  and  $bound$  used are denoted in the table in Figure 3b\*. We assume temperature and density profiles based on CFM outputs. This results in both an overestimate and an underestimate for brightness temperature, as brightness temperature decreases as a function of microwave grain size at this frequency. Using these two endmembers as bounds, we linearly interpolate to the observed brightness temperature to find a microwave grain size associated with this value. We repeat this process several times over with more accurate microwave grain sizes with narrower bounds, according to the table in Figure 3b\*. Eventually, we converge on a microwave grain size for that day that, when input into SMRT, produces a modeled brightness temperature that is approximately equal to the observed brightness temperature. These steps are shown in Figure 3a to 3e. This process based off the Secant method (Wolfe, 1959). This minimization results in modeled microwave grain sizes during potential non-melt days that, when input into SMRT along with temperature and density from CFM, each produce a brightness temperature that is within 0.1 K of its respective AMSR-2 observation.

430 To make this process more computationally efficient, we break this step into three separate sub-steps, first running the Secant method less frequently in time to generate more accurate initial microwave grain size ( $L_{initial}$ ) so we can converge on AMSR-2 brightness temperatures faster when we run it at a daily resolution. First, we estimate a general microwave grain size for that location for Sub-step #1: Single  $L_{MW}$  by using any single potential melt day for that location. Then, we use the output  $L$  from Sub-step #1 to solve for microwave grain sizes for the first day of each month in Sub-step #2: Monthly  $L_{MW}$ . Finally, in Sub-step #3: Daily  $L_{MW}$ , using the nearest  $L$  in time from Sub-step #2 as initial input, we cycle converge on daily microwave grain sizes that, when input into SMRT along with output from CFM, best matches the local observed brightness temperature.

445 After we have established microwave grain sizes for each of the potential non-melt days, we consider microwave grain size on potential melt days. Since melt dramatically increases brightness temperature, we cannot compute microwave grain size during potential melt days using the method described above. In the absence of an accurate microwave grain size dataset or model output, we determine the microwave grain size on potential melt days by linearly interpolating between the non-melt days (Figure 3f). This results in our final microwave grain sizes,  $L_{MW}$ , every day across the time series.

### 3.4 Assigning melt days and non-melt days

- Deleted: In our process, for a
- Deleted: dry
- Formatted ... [147]
- Formatted ... [148]
- Deleted: correlation length
- Formatted ... [149]
- Deleted: correlation length.
- Formatted ... [150]
- Deleted: correlation length
- Formatted ... [151]
- Deleted: correlation length
- Formatted ... [152]
- Deleted: many
- Deleted: correlation lengths
- Formatted ... [153]
- Formatted ... [154]
- Deleted: .
- Deleted: correlation length
- Formatted ... [155]
- Formatted ... [156]
- Deleted: invert
- Deleted: radiative transfer model
- Deleted: run an algorithm with
- Formatted ... [157]
- Formatted ... [158]
- Formatted ... [159]
- Deleted: processes: Process 1, Process 2, and Process 3. ... [160]
- Formatted ... [161]
- Deleted: initial estimate for correlation length
- Deleted: . The goal of Process 2 is to
- Formatted ... [162]
- Formatted ... [163]
- Deleted: that estimate to determine how correlation leng ... [164]
- Formatted ... [165]
- Deleted: to month. Since Processes 1 and
- Deleted: are only in place for optimizing computational ... [167]
- Formatted ... [166]
- Formatted ... [168]
- Deleted: Process 3, we converge on a correlation length ... [169]
- Formatted ... [170]
- Deleted: temperature and density
- Formatted ... [171]
- Deleted:
- Formatted ... [172]
- Deleted: ¶ ... [173]
- Formatted ... [174]
- Deleted: This minimization results in modelled correlati ... [175]
- Formatted ... [176]
- Deleted: 3.2 Assigning melt days and dry days¶
- Deleted: correlation lengths
- Deleted: dry
- Deleted: correlation length
- Formatted ... [177]
- Formatted ... [178]
- Formatted ... [179]



645 Now that we have a microwave grain size product, we can calculate brightness temperatures under the assumption that every day is dry. To do this, we use the temperature and density profiles from CFM for each day as inputs for SMRT. This generates dry snow brightness temperatures,  $T_{B,dry\ snow}$ , as seen in Figure 3g. To calculate our threshold brightness temperature, we subtract a value from microwave grain size. Note that we specifically subtract from microwave grain size to find a dynamic threshold that is always higher than the dry snow brightness temperature, as brightness temperature decreases with microwave grain size.

650 For this subtraction, we use the four-fold mean of a 31-day windowed running standard deviation of microwave grain size along our time series for potential non-melt days (hereafter referred to as  $4\sigma_{LMW} \cdot \sigma_{p_{exp}}$ ). We chose  $4\sigma_{LMW} \cdot \sigma_{p_{exp}}$  because our temporal linear interpolation across the potential melt days would yield a poorer estimation of microwave grain size for locations where microwave grain size is varying significantly from day to day. As shown in Figure 3g, we input this lower bound on microwave grain size into SMRT along with the CFM temperature and density information to generate a dynamic threshold,  $T_{B,threshold}$ , that varies from day to day. The presence of liquid water causes an increase in brightness temperature; we interpret any day where the AMSR-2 brightness temperature exceeds this dynamic threshold as a melt day and any day that falls below as a non-melt day. This is shown in Figure 3h. We call this the Hybrid Method.

### 3.5 Validation of dry snow zone

660 The purpose of this study is to detect the presence of liquid water in a physically based way and assess the technique's usefulness in detecting melt. Before applying our dynamic thresholding method to determine melt days, we test how AMSR-2, SMRT, and CFM can be used together to estimate brightness temperature at a dry site. We use Dome C, a cold site on the Antarctic Plateau, as our test site. Figure 4a shows that the brightness temperature in 19H never exceeds the Picard et al. (2022a) threshold, so, by default, 0% of the time series would be considered to have melt according to the Hybrid Method as we detect no potential melt days.

670 As seen in Figure 4b, the microwave grain size has a mean of 0.18 mm for 19V and appears to have a seasonal signal; higher microwave grain sizes occur during the austral winter, and lower microwave grain sizes occur during the austral summer. The amplitude of this oscillation is about 0.01 mm, or 5% of the mean microwave grain size for this site. Since the CFM-modeled snow and firn temperature is influenced by MERRA-2 skin-temperature forcing, we compare the MERRA-2 skin temperature to in situ temperature data from Dome C to check for a seasonal bias. Indeed, there is a seasonal bias in the MERRA-2 skin temperature for this site, and we remove it using a linear regression. The relationship between the corrected

Deleted: correlation length
Formatted ... [187]
Formatted ... [188]
Deleted: fixed value from correlation length.
Deleted: correlation length
Formatted ... [190]
Formatted ... [191]
Formatted ... [189]
Deleted: dry
Deleted: )
Formatted ... [192]
Formatted ... [193]
Formatted ... [194]
Deleted: correlation length
Formatted ... [195]
Deleted: correlation length
Formatted ... [196]
Deleted: correlation length
Formatted ... [197]
Deleted: , or a dry day.
Deleted: hybrid method
Formatted ... [198]
Formatted ... [199]
Formatted ... [200]
Deleted: 4 Results
Formatted ... [201]
Formatted ... [202]
Deleted: more
Formatted ... [203]
Formatted ... [205]
Formatted ... [204]
Deleted: 18H
Formatted ... [206]
Deleted: 2022a
Deleted: hybrid method
Formatted ... [207]
Formatted ... [208]
Deleted: correlation length
Deleted: 20
Deleted: 18V
Formatted ... [209]
Formatted ... [210]
Formatted ... [211]
Deleted: correlation lengths
Deleted: correlation lengths
Formatted ... [212]
Formatted ... [213]
Deleted: 015
Deleted: 7.
Deleted: correlation length
Formatted ... [214]
Formatted ... [215]
Formatted ... [216]

temperature ( $T_{corrected}$ ) and air temperature in CFM is:  $T_{corrected} = T_{CFM} * 1.066 - 9.246$ . We re-run the CFM with the bias-corrected (BC) temperature input and we recalculate microwave grain size using SMRT. Figure 4b shows that the microwave grain size no longer varies seasonally after our bias correction. The microwave grain size also increased in the BC run by a mean of about 10%.

We compare our SMRT-derived microwave grain sizes to two snow profiles located at Dome C that are approximately 7 m in depth (Picard et al., 2014). We would not expect an exact match for this comparison due to issues with representativeness both (a) spatially, within the 12.5 x 12.5 km AMSR-2 grid cell, and (b) with depth, as penetration depth of AMSR-2 at 19 GHz may be higher or lower than 7 m, as noted in the Section 2.2. The in situ- and SMRT-derived microwave grain sizes fall between 0.16 mm and 0.21 mm (Figure 4b).

Our results show that neither the dry snow brightness temperatures nor our dynamic threshold are significantly affected by the bias correction. Though the bias correction does result in about a 15% change in microwave grain size for Dome C, this correction does not significantly impact the dry snow brightness temperature nor our dynamic threshold. This is by design, as dry snow brightness temperature is forced to AMSR-2 during all potential non-melt days. In Figure 4c, the difference is not visible as they plot exactly on top of each other. The bias corrected threshold ( $-4\sigma_{T_{MW}}$ ) also plots exactly on top of the non-bias threshold in Figure 4c. Since the errors into our dynamic threshold are small, we are satisfied with using the non-BC temperature forcing. However, we acknowledge that there may be biases in microwave grain size as all errors in temperature, density, and radiative transfer modeling are propagated there.

## 4. Results

### 4.1 Melt detection

#### 4.1.1 Automatic weather stations

Now that we have established the feasibility of using SMRT and CFM to model Antarctic brightness temperatures, we branch out to sites that experience seasonal melt. We first focus on one site: AWS 18 on the Larsen C ice shelf. For AWS 18, there are days where AMSR-2 brightness temperature exceeds the thresholds from Zwally and Fiegles (1994), Torinesi et al. (2003), and Picard et al. (2022d) each year, seen in Figure 5a. The Hybrid Method can detect extra days of melting occurring within a 15-day window of a particular melt day identified by Picard et al. (2022d) due to our +/- 7 day window for potential melt days. Given the numerous occasions where AMSR-2 brightness temperatures surpass the Picard et al. (2022d) threshold each year, there are a substantial number of days that the Hybrid Method could classify as melt. To quantify this number of days, the first step is computing microwave grain size at this site.

Formatted ... [217]

Deleted: correlation length

Formatted ... [218]

Deleted: correlation length

Formatted ... [219]

Deleted: correlation length

Formatted ... [220]

Deleted: We compare our correlation lengths to a snow

Deleted: Mätzler (2002)...

Formatted ... [223]

Deleted: correlation lengths

Formatted ... [224]

Deleted: .

Formatted ... [225]

Deleted: because (a) correlation length varies

Formatted ... [226]

Deleted: the

Formatted ... [227]

Deleted: is approximately 4 to 10 m, meaning its brightn

Formatted ... [229]

Deleted: the

Formatted ... [230]

Deleted: profile. Despite these factors, all of the

Formatted ... [231]

Deleted: correlation lengths

Formatted ... [232]

Deleted: in the

Formatted ... [233]

Deleted: 185

Formatted ... [234]

Deleted: 225

Deleted: range

Formatted ... [235]

Formatted ... [236]

Deleted: -

Formatted ... [237]

Deleted: 10

Deleted: correlation length

Formatted ... [238]

Formatted ... [239]

Commented [BM19]: Which is really by design...

Deleted: .

Deleted: fact, if we displayed them in

Formatted ... [240]

Formatted ... [241]

Deleted: same panel for comparison

Deleted: would almost completely overlap; therefore, w

Deleted: difference between the two is shown in Figure

Formatted ... [242]

Formatted ... [244]

Formatted ... [246]

Deleted: instrument (Maeda et al., 2015), showing the r

Formatted ... [248]

Deleted: and 4d. Seen in Figure 4f, the maximum absol

Formatted ... [250]

890 The mean microwave grain size for AWS 18 is 0.36 mm, shown in Figure 5b. The linearly interpolated microwave grain size increases from the austral spring to the austral fall for each of the four austral summers shown, suggesting grain growth due to wet snow metamorphosis during the austral summer (Brun, 1989). In Figure 5c, the dry snow brightness temperature lines up exactly with the AMSR-2 brightness temperature because of how we calculated the microwave grain size during all potential non-melt days. The propagated  $4\sigma_{LMW}\sigma_{p_{exp}}$  thresholding bound we use to determine melt days varies from about 170 K to 210 K across this time series. Melt days make up 29.6% of the time series using the Hybrid Method and 27.1% of the time series according to AWS-derived melt data. In Figure 5d and 5e, melt days and non-melt days that are assigned by the Hybrid Method match with AWS-derived melt rates at a rate of 89.2% of the time series, which is second best of the techniques we studied. The Picard et al. (2022d) thresholding technique matches SEB-derived melt rates best for this location at 89.3% (Table 1). For this AWS, there are a similar number of melt days assigned by the Hybrid Method and Picard et al. (2022d), and fewer melt days assigned by Torenisi et al. (2003) and Zwally & Fiegles (1994).

900 Shown in Figure 6a, Picard et al. (2022d)  $\sigma_{p_{exp}}$  and the Hybrid Method at AWS 17 match with AWS-derived melt rates 91.0% and 91.2% of the time series, respectfully. Additionally, for all AWS shown besides AWS 19, there are isolated melt events near or during the austral summer that are detected by AWS-derived data that are not identified in any of the melt detection techniques, shown in Figure 6a, 6b, 6c, and 6e. The technique that detects melt the best varies from site to site with each technique matching best with AWS for at least one site, according to Table 1. AWS 11 and 16 are not shown in Figure 6 as they both had very infrequent melt and none of the melt detection techniques identified any melt days at these locations, shown in Table 1. Overall, the technique that matched best was Torenisi et al. (2003) matching with AWS at a rate of 94.6%, weighted by the number of days in each site. However, all sites fell between 94% and 95% matching to AWS-derived data; all techniques had similar overall performance compared to AWS-derived data.

#### 4.1.2 Larsen C ice shelf

915 For the 2013-2014 melt season, we applied the Hybrid Method and compared it to the statistically-based thresholding techniques, shown in Figure 7. The spatial mean melt duration, or number of melt days across a melt season, for the Hybrid Method was 61 melt days, which was lower than Picard et al. (2022d) by five melt days. However, the average number of melt days was higher than Torenisi et al. (2003) and Zwally and Fiegles (1994), which were 44 and 36, respectively. The region with the biggest difference between our Hybrid Method and Picard et al. (2022d) method is outlined in the southern portion of the Larsen C in a black box in Figure 7d.

- Deleted: For AWS 17, the
- Deleted: correlation length
- Deleted: 47
- Deleted: correlation length
- Formatted ... [282]
- Formatted ... [283]
- Formatted ... [284]
- Formatted ... [285]
- Deleted: across
- Formatted ... [286]
- Commented [SP21]: cite
- Formatted ... [287]
- Deleted: correlation length
- Formatted ... [288]
- Deleted: dry
- Formatted ... [289]
- Formatted ... [290]
- Deleted: 155
- Deleted: 185
- Deleted: 24
- Deleted: hybrid method
- Deleted: 21
- Formatted ... [291]
- Formatted ... [292]
- Formatted ... [293]
- Formatted ... [294]
- Formatted ... [295]
- Deleted: SEB
- Deleted: dry
- Formatted ... [296]
- Formatted ... [297]
- Commented [SP22]: word choice - do you mean sec
- Deleted: hybrid technique
- Deleted: SEB
- Deleted: for 90.9
- Formatted ... [298]
- Formatted ... [299]
- Formatted ... [300]
- Formatted ... [302]
- Deleted: 2022a
- Formatted ... [303]
- Deleted: 91.7
- Formatted ... [304]
- Deleted: The results for AWS 18 are similar to AWS 17
- Deleted: . The mean correlation length is 0.38 mm. As i
- Deleted: thresholding bound we use to determine melt d
- Formatted ... [306]
- Formatted ... [309]
- Deleted: 17 and 18, in Figures 7a and 7c, respectively, w
- Moved up [3]: ¶
- Deleted: the hybrid
- Deleted: following at the next highest rate.
- Formatted ... [311]
- Formatted ... [312]
- Formatted ... [313]

Melt onset for the Hybrid Method and Picard et al. (2022d) is similar (Figure 7b and 7e). Average melt onset is 12 and 27 days later for Torinesi et al. (2003; Figure 7h) and Zwally and Fiegles (1994; Figure 7k) than the Hybrid Method, respectively. The pattern of melt onset is similar for all four methods, with earlier melt onset closer to the grounding line (Figure 7c, f, i, and l). This likeness is not the case for the pattern of melt end dates. While all four methods generally have later melt end dates near the grounding line and earlier melt dates closer to the periphery of the ice shelf, the Picard et al. (2022d) method has a pattern of later melt end dates in the southern interior portion of the ice sheet shown by the boxed outline.

Luckily, AWS 14 and AWS 15 both fall in this area so we can compare these methods to AWS-derived data. For both sites, the Hybrid Method identifies fewer melt days than Picard et al. (2022d), which is closer to that of AWS-derived data, shown in Figures 8a and 8c. In Figure 8a, for AWS 14, Picard et al. (2022d) indicate four additional melt days that fall from March to May even though the final melt day according to AWS-derived data is February. For AWS 14 and 15, in Figures 8b and 8d, the additional days marked as melt by Picard et al. (2022d) fall in the beginning of the melt season. In Figures 8b and 8d, these extra sites identified by Picard et al. (2022d) fall between our dynamic threshold and our dry snow brightness temperature, as expected by our methodology. It is notable that, in Figure 8a, the majority of AWS-derived melt ends at the end of January for AWS 14. However, seen in Figure 8b, AMSR-2 brightness temperatures remain elevated during first 8 days of AMSR-2 and thus is considered melt by both the Hybrid Method and Picard et al. (2022d). A similar pattern is noticeable a week earlier in for AWS 15 in Figures 8c and 8d.

## 4.2 Microwave grain size

### 4.2.1 Comparison to MOA

In addition to performing melt detection, the Hybrid Method also produces microwave grain size information. In Figure 9a, we can see that microwave grain size varies from location to location. Among these thirteen sites, lower microwave grain sizes are found on grounded ice sheet. Slightly higher microwave grain sizes are found on the ice shelves of Dronning Maud Land. Microwave grain sizes are highest at the Antarctic Peninsula, for the Larsen B ice shelf remnant site, and the three Larsen C sites. We compare our microwave grain sizes to optical grain radius from the 2013 MOA, which has a similar pattern to microwave grain size across the thirteen AWS (Haran et al., 2018). The Pearson correlation coefficient between these two grain size variables is 0.88 ( $p < 0.01$ ).

The spatial pattern in optical grain radius across the Larsen C from the 2013 MOA is shown in Figure 10, at 750 m resolution in Figure 10a and upscaled to the AMSR-2 grid in Figure 10b. There is generally higher optical grain radius from

Formatted: Font: 10 pt

Formatted: Line spacing: 1.5 lines

Deleted: melt frequency, correlation length

Deleted: , as we can see in Figure 8b.

Formatted: Font: 10 pt

Formatted: Font: 10 pt

Deleted: correlation lengths

Deleted: correlation lengths

Formatted: Font: 10 pt

Formatted: Font: 10 pt

Deleted: Correlation lengths

Deleted: ,

Formatted: Font: 10 pt

Formatted: Font: 10 pt

Deleted: This is a similar pattern to frequency of melt days. The correlation length using the horizontal polarization is consistently slightly higher than that of the vertical polarization. In Figures 8c and 8d, we compare our correlation lengths to grain size from the 2014 NASA Making Earth System Data Records for Use in Research Environments (MEaSUREs) MODIS Mosaic of Antarctica (MOA) (Scambos et al., 2007; Haran et al., 2018). Our corresponding correlation lengths using the vertical polarization are correlated with MOA

Formatted: Font: 10 pt

Deleted: at a  $r^2$  of

Deleted: 75

Deleted: ) in Figure 8c. In Figure 8d, using 18H, MOA optical grain radius is correlated to correlation length at a slightly lower  $r^2$  of 0.64 ( $p < 0.01$ )...

Formatted: Font: 10 pt

Formatted: Font: 10 pt

Formatted: Font: 10 pt

2013 MOA both southward and toward the grounding line. Microwave grain size decreases gradually across the Larsen C from lower latitudes to higher latitudes. Additionally, it has slightly lower microwave grain sizes closer to the grounding line. The Pearson correlation coefficient between optical grain radius and microwave grain size across the Larsen C is 0.34 ( $p < 0.01$ ).

Commented [DME(60M27)]: Is it necessary that I put lat/lon grid on all the Larsen C plots?

Commented [BM28R27]: Not sure if Copernicus requires that. You might look at their Guide for Authors

#### 4.2.2 Comparison to melt duration

In addition to optical grain radius, microwave grain size also appears to have a relationship with melt duration. In Figure 11a, we can see lower values of mean microwave correlation length on the grounded ice sheet along with lower or zero melt duration. On Dronning Maud Land there is moderate durations of melt and moderate microwave grain sizes, and on the Antarctic Peninsula there is higher durations of melt and higher microwave grain sizes. In Figure 11b, we can see a relationship between microwave grain size and melt duration with a Pearson correlation coefficient of 0.94 ( $p < 0.01$ ) for these thirteen sites.

Deleted: We can see strong seasonal variations in correlation length for all sites that experience melt using both horizontal (Figure 9a) and vertical polarizations (Figure 9b). The sites appear to divide into two groups: sites with greater or less than 5% melt days (or about 18 melt days per year). Sites with greater than 5% melt day frequency tend to have, on average, about 0.2 mm higher correlation length than sites with less than 5% melt day frequency. Comparing Figure 9a to 9b, the horizontal polarization shows higher variability in correlation length for each site as well as a larger range in correlation lengths from site to site. For sites with nonzero melt (according to the hybrid method), mean correlation length correlates with the percentage of melt days at an  $r^2$  of 0.75 ( $p < 0.01$ ) and 0.81 ( $p < 0.01$ ) for 18H and 18V, respectively; there appears to be a strong relationship between correlation length and the frequency of melt days. For further information, melt detection figures for all thirteen sites for both 18H and 18V are provided in the Supplemental Materials. ↕

Formatted: Font: 10 pt

Across the Larsen C, we can see a somewhat similar spatial pattern in microwave grain size in Figure 12a to melt duration in Figure 12b for the 2013-2014 melt season. These two values are related at a Pearson correlation coefficient of 0.56. In Figure 12c, we consider “total threshold exceedance”: total threshold exceedance is the integrated exceedance of the AMSR-2 brightness temperatures above the Hybrid Method’s dynamic threshold. Total threshold exceedance and microwave grain size are correlated at a Pearson correlation coefficient of 0.92 across the Larsen C.

## 5 Discussion

Formatted: Font: 10 pt

Formatted: Line spacing: 1.5 lines

### 5.1 Intercomparison of melt detection techniques

In this study, we developed a melt detection algorithm that is robust to temperature and density variations. In certain scenarios, this technique can perform better than the technique to which it is hybridized. This is the case for AWS 14 and AWS 15 on the Larsen C ice shelf during the 2013-2014 melt season. However, when considering eight AWS across multiple melt seasons, we discovered that the Hybrid Method does not necessarily improve the agreement between melt events determined by AWS-derived melt data and predicted by the Hybrid Method.

The Hybrid Method does not appear to improve melt detection potentially because statistically-based techniques and physics-based techniques are both able to capitalize on the strong relationship between the presence of liquid water in snow and the brightness temperature of the 18H channel. All methods

Formatted: Font: 10 pt, Font color: Auto

255 perform similarly against AWS-derived data at similar rates. Therefore, for the purposes of large-scale,  
ice sheet-wide melt detection where melt volume and grain size are not of interest, we still recommend  
the use of statistically-based melt detection techniques due to their computational efficiency over our  
physics-based method. Given our comparison to AWS-derived data, out of the three statistically-based  
260 thresholding techniques tested, we recommend the Torenisi et al. (2003) method as it matched best with  
AWS-derived melt data. The Picard et al. (2022d) method performs second-best among the melt  
detection techniques. In the development of this method, their goal in melt detection was “simplicity  
and reproducibility” for eight sites rather than designing the most physical and robust algorithm for  
265 meltwater detection across the AIS (Picard et al., 2022d). The fact that it generally performs well shows  
that even techniques designed for simplicity can have similar performance to more advanced techniques  
for melt detection. While these techniques perform relatively well against the AWS-derived data, the Hybrid Method is  
still especially important given its basis in physics. Future development, such as using 5-daily resolution for microwave  
grain size, could increase computational efficiency for the Hybrid Method and allow for its use across larger areas.  
Moreover, future studies could use the Hybrid Method to develop more robust statistically-based techniques that can be  
readily used across the Antarctic Ice Sheet.

### 5.2 Limitations of the melt detection validation using AWS

270 A key finding is that all melt detection techniques performed relatively similarly in comparison to AWS-derived melt. There  
appears to be a limit to their performance due to several factors related to how we validate melt. One factor is that AWS-  
derived melt data deduce the melt volume produced on a certain day, whereas a “melt day” indicates the presence of liquid  
water on the ice sheet as derived from daily microwave data. While we expect these two variables to be very well correlated,  
we do not expect them to match exactly because liquid water can persist on the surface of the ice sheet even though the snow  
275 is not actively melting. Furthermore, since melt may not always occur during overpasses, AMSR-2 may miss or  
preferentially detect melt. Differences can also result from the large footprint of the microwave  
radiometer. Finally, AWS-derived melt data contain some uncertainty associated with both measurement error and model  
accuracy (Jakobs et al., 2019). For these reasons, it is challenging to validate melt detection from microwave radiometry  
using AWS-derived data. It is possible that one of the melt detection methods is truly performing better than the others, but  
280 that conclusion may be clouded by our comparison to AWS-derived data.

### 5.3 Limitations of the Hybrid Method

Deleted: hybrid

Formatted: Font color: Auto

Commented [BM30]: I'm not necessarily in disagreement, but I think there should be some mentions of the challenges comparing AWS melt rates with microwave LW presence. You might get into that in the next paragraph, but I think it should be alluded to in this one.

Moved (insertion) [4]

Deleted: has both benefits and drawbacks when we compare it to statistical thresholding techniques.

Formatted: Font: 10 pt, Font color: Auto

Formatted: Font color: Auto

Formatted: Font: 10 pt, Font color: Auto

Formatted: Font color: Auto

Commented [BM31]: Add a summary sentence to suggest these all make it challenging to use AWS as the truth for microwave melt detection.

At present, the Hybrid Method is tied to a statistical thresholding technique described in Picard et al. (2022d); our method limits the potential days that could be assigned melt to a 15-day window around days that are considered melt by Picard et al. (2022d). While this allows our method to detect melt days that are clustered close to melt events detected by Picard et al. (2022d), it also prevents our method from detecting any melt events that are isolated in time, such as over the austral winter. However, future work may allow for this method to be independent from statistical thresholding. For example, future work could include making the potential melt days self-consistent with the calculated melt days in an iterative fashion. This method would then be able to identify some small or localized melt events that are isolated in time from larger melt events that are detected by statistical thresholding.

- Deleted:** hybrid method
- Formatted:** Font: 10 pt, Font color: Auto
- Formatted:** Font color: Auto
- Deleted:** 2022a
- Formatted:** Font color: Auto
- Deleted:** 2022a
- Formatted:** Font color: Auto
- Deleted:** 2022a
- Formatted:** Font color: Auto

Given that CFM can be run across the Antarctic Ice Sheet, the Hybrid Method could be run for ice sheet-wide studies as well. However, a limitation of the Hybrid Method is its computational efficiency. Inverting SMRT to calculate microwave grain size takes several iterations and is highly computationally expensive. Running the Hybrid Method on an ice sheet-wide scale would require careful consideration of computational resources. A small change to somewhat improve speed would be implementing the Brent method instead of the Secant method during our inversion to calculate microwave grain size (Brent, 1973).

Other limitations of the Hybrid Method include uncertainty related to modeling brightness temperature for snow densities over  $450 \text{ kg m}^{-3}$ . A potential improvement could be made by using the Strong Contrast Expansion (SCE) instead of using a modifying version of IBA (Picard et al. 2022b). However, the melt detection technique forces dry snow brightness temperature to AMSR-2, which reduces error propagated from either firm modeling or radiative transfer modeling.

Additionally, we acknowledge that, though our dry snow brightness temperatures are physics-based, our fixed bound on microwave grain size ( $-4\sigma_{LMW}$ ) with a 31-day window  $\sigma_{pexp}$  to calculate the dynamic threshold is based in statistics. We chose this bound for the melt threshold because higher variations in microwave grain size on a day-to-day basis indicate higher uncertainty in our linear interpolation of microwave grain size across the melt season, and thus increase uncertainty in our dry snow brightness temperatures. In theory, if our firm and radiative transfer modeling were perfect and we knew microwave grain size exactly, we could set this bound to zero and use dry snow brightness temperature as our threshold. While we compare the Hybrid Method to AWS-derived data, future work could instead use the AWS-derived data to better calibrate the Hybrid Method. Additionally, improvements in firm modeling, especially of grain size, would allow us to more

- Formatted:** Font: 10 pt, Font color: Auto
- Formatted:** Line spacing: 1.5 lines
- Deleted:** correlation length (-4
- Deleted:** )
- Formatted:** Font: 10 pt, Font color: Auto

- Deleted:** Improvements in firm modeling, especially of snow microstructure...
- Formatted:** Font: 10 pt, Font color: Auto

325 accurately model dry snow brightness temperature and allow us to reduce this bound on microwave grain size by increasing the accuracy of dry snow brightness temperature.

**Deleted:** correlation length.  
**Formatted** ... [329]  
**Formatted** ... [330]  
**Formatted** ... [331]

**Deleted:** For two sites on the Antarctic Peninsula, we di ... [332]

**Formatted** ... [333]

**Deleted:** . This allows for the most flexibility for the hyl ... [334]

**Formatted** ... [335]

**Deleted:** correlation length

**Formatted** ... [336]

**Deleted:** hybrid method's correlation lengths

**Formatted** ... [337]

**Deleted:** This relationship is especially strong for the 18 ... [338]

**Formatted** ... [339]

**Deleted:** Additionally, we do not expect melt from SEB ... [340]

**Moved up [4]:** -derived melt data deduce the melt volume

**Formatted** ... [341]

**Deleted:** The hybrid method may be more sensitive to sr ... [342]

**Formatted** ... [343]

**Deleted:** percentage of melt days and the correlation len ... [344]

**Formatted** ... [345]

**Deleted:** correlation length

**Formatted** ... [346]

**Deleted:** hybrid method's correlation length

**Formatted** ... [347]

**Deleted:** number of

**Formatted** ... [348]

**Deleted:** days

**Deleted:** hybrid method.

**Formatted** ... [349]

**Formatted** ... [350]

**Deleted:** correlation lengths

**Formatted** ... [351]

**Deleted:** dry

**Formatted** ... [352]

**Deleted:** Correlation length

**Formatted** ... [353]

**Deleted:** dry

**Formatted** ... [354]

**Deleted:** correlation length

**Formatted** ... [355]

**Deleted:** correlation length which will result

**Formatted** ... [356]

**Deleted:** correlation length

**Deleted:** frequency of

**Deleted:** days

**Formatted** ... [357]

**Formatted** ... [358]

**Formatted** ... [359]

**Formatted** ... [360]

**Deleted:** This

**Deleted:** correlation length

**Deleted:** frequency of

**Deleted:** days

**Deleted:** to be

#### 5.4 Applications & limitations of microwave grain size

330 A key advantage of the Hybrid Method over the statistical thresholding techniques is that the Hybrid Method provides microwave grain size, an additional piece of information that may be useful in multiple ways. In our comparison of the Hybrid Method's microwave grain sizes to optical grain radius from MOA, we see a significant relationship between these two values. We do not expect a one-to-one correlation to MOA. This is primarily because the 18.7 GHz frequency is sensitive to the upper 5 to 10 m of snow, whereas MODIS is predominantly sensitive to the first 1 cm of snow (Lyapustin et al., 2009).

335 In deriving microwave grain size, we identify a positive correlation between microwave grain size and average melt duration. Any error in the CFM's temperature and density information could theoretically propagate into the following four parameters: microwave grain size, dry snow brightness temperature, our dynamic threshold, and number of melt days, as illustrated by the flow chart in Figure 3. However, that alone would not necessarily lead to a positive correlation between the Hybrid Method's microwave grain size and the average melt duration as assigned by the Hybrid Method.

340 To illustrate the propagation of these biases, we describe an example scenario where MERRA-2 has biased-high skin temperature for a particular site. Then CFM would have a biased-high snow temperature profile. We solve for microwave grain sizes on non-melt days that, along with CFM density and biased-high temperature profiles, result in modeled dry snow brightness temperatures that match AMSR-2. Microwave grain size will be overestimated, contributing to a reduction in dry snow brightness temperature to compensate for the artificial increase caused by the biased-high temperature profile. Dry snow brightness temperature on non-melt days is, by definition, robust to errors in SMRT and MERRA-2 because it is forced to match AMSR-2. However, overestimating microwave grain size which may mean also overestimating the standard deviation in microwave grain size, resulting in a biased-high dynamic threshold and fewer detected melt days. The reverse would be true for underestimating MERRA-2 skin temperature. SMRT input biases would act to reduce the correlation between microwave grain size and average melt duration.

345 Therefore, the relationship between microwave grain size and melt duration is likely physical in nature and suggests that the snow microstructure is related to the percentage of the year in which snow undergoes melt. This relationship has a physical basis; wet snow metamorphism leads to faster grain growth than dry snow metamorphism (Brun, 1989), which is likely why locations that experience significant melt tend to have higher microwave grain sizes. These variations in microwave grain size and snow texture are important because they affect the thermal conductivity, permeability, dielectric properties, and



optical properties of snow. Therefore, microwave grain size is highly relevant for ice sheet research, especially satellite altimetry, as snow microstructure influences radar penetration depth. However, there are limitations to the utility of the microwave grain size product of the Hybrid Method, as it currently stands. Our calculations of microwave grain size refer to a bulk layer with a depth that depends on penetration depth of AMSR-2 at that frequency. Indeed, the penetration depth at a given frequency depends on microwave grain size. This circuitous relationship means that the representativeness of our microwave grain sizes to the physical snowpack is unclear. However, future developments such as using two different frequencies to establish an approximate surface microwave grain size and slow with depth could help alleviate this issue, in a similar way as Picard et al. (2012).

**Deleted:** correlation length  
**Formatted:** Font: 10 pt, Font color: Auto

**Formatted:** Font: 10 pt, Font color: Auto

### 5.5 Goal of melt quantification

The ultimate reason for this study is to build on melt detection research with the goal of melt quantification across the Antarctic Ice Sheet. Currently, observations of melt quantity in Antarctica are limited to a small number of in-situ surface energy balance sites. In this study, we show the feasibility of using a satellite- and physics- based approach to melt detection. With additional refinement and calibration, this Hybrid Method has potential to estimate melt volumes instead of simply detecting the presence of melt. In a similar way to how we used inverse radiative transfer modeling to calculate microwave grain size, we could potentially use it to solve for melt volume by essentially capitalizing on the degree to which AMSR-2 exceeds dry snow brightness temperature in a way that is informed by radiative transfer modeling. The strong correlation between total threshold exceedance and microwave grain size may hint that the total threshold exceedance may be related to the amount of liquid water present because larger amounts of liquid water may increase wet snow metamorphism. However, it is worth noting that this increased correlation may also be related to the proportion of an AMSR-2 grid cell where liquid water is present and not a quantification of liquid water volume.

**Formatted:** Font: 10 pt, Bold, Font color: Auto

**Formatted:** Line spacing: 1.5 lines

**Formatted:** Font: 10 pt, Font color: Auto

**Formatted:** Font color: Auto

**Formatted:** Font: Not Italic, Font color: Auto

**Formatted:** Font: 10 pt, Font color: Auto

**Formatted:** Font color: Auto

**Formatted:** Font: 10 pt, Font color: Auto

**Deleted:**

**Deleted:** hybrid method

**Formatted:** Font color: Auto

**Formatted:** Font: 10 pt, Font color: Auto

**Formatted:** Font color: Auto

**Formatted:** Font: 10 pt, Font color: Auto

**Deleted:** correlation length

**Formatted:** Font color: Auto

**Deleted:** .

**Formatted:** Font: 10 pt, Font color: Auto

**Formatted:** Line spacing: 1.5 lines

**Commented [SP34]:** As a reader, I want a bit more in the discussion about the broader implications: you started out in the intro talking about the important of melt, but the discussion really focuses on the threshold vs hybrid results and the comparison to in situ SEB data. Of course the problem is that we don't have SEB data everywhere, so using remote sensing is important to figure out where melt is occurring. So, I think it would be nice to tie a bit more to that bigger picture.

**Formatted:** Font: 10 pt, Font color: Auto

**Formatted:** Font: 10 pt

An algorithm that solves for even a rough estimate of melt volume would constitute a key step forward in understanding surface melt across the Antarctic Ice Sheet. This improvement would likely require the use of multiple frequencies and polarizations. This inverse problem is especially complex because liquid water has varying stratification vertically. More testing would need to be done to not only see what volume and vertical distribution of melt would saturate the microwave signal at a given frequency, but also understand the effects of localized melt within the 12.5 km AMSR-2 footprint. Quantifying surface melt from microwave radiometry is a complex problem; however, addressing it would greatly improve our understanding of surface melt on ice sheets and ice shelves.

## 6 Conclusions

595 Using the [Hybrid Method](#), we can estimate the [microwave grain size](#) of snow by combining firn-model outputs and inverse radiative transfer modeling forced by AMSR-2 for dry [snow conditions](#). Next, we show how to interpolate the [microwave grain size](#) across the melt season, using it along with information from CFM to forward model brightness temperature assuming dry snow conditions. This approach allows us to create a dynamic, hybrid threshold to identify melt days in a way that addresses day-to-day fluctuations in weather and snow conditions. Bias correction of reanalysis forcing can affect modeled [microwave grain size](#) but only minorly influences the dry [snow brightness temperature](#). Examining [eight sites](#) and comparing to [AWS](#)-derived melt data, we find that the [Hybrid Method](#) performs similarly to the thresholding techniques. [Running the Hybrid Method across the Larsen C ice shelf for the 2013-2014 melt season reveals an area of overestimate in melt days that appears to be reined in by the Hybrid Method](#). The [Hybrid Method](#) also has the advantage of providing [microwave grain size, which is correlated with MOA grain radius and the Hybrid Method's melt duration](#). This work shows 500 that we can combine firn modeling with radiative transfer modeling to determine properties of the snow, potentially expanding the use of snow radiative transfer modeling beyond point locations with observational data. This methodology can be further developed for use in melt volume studies, as opposed to simply melt detection. 505

### Author Contributions

MD and BM designed the methods and analyzed them. [CMS](#) improved analysis and contributed to discussions and 510 conclusions. MD prepared the manuscript with help from all other co-authors.

### Competing Interests

The authors declare that they have no conflict of interest.

### Data Availability

The dataset can be found on our Zenodo repository at <https://doi.org/10.5281/zenodo.10529575>.

- Deleted: hybrid method
- Deleted: correlation length
- Formatted: Font: 10 pt
- Formatted: Font: 10 pt
- Deleted: -
- Formatted: Font: 10 pt
- Deleted: correlation length
- Formatted: Font: 10 pt
- Deleted: correlation length
- Deleted: -
- Deleted: ice shelf
- Deleted: on the Antarctic Peninsula
- Formatted: Font: 10 pt
- Formatted: Font: 10 pt
- Formatted: Font: 10 pt
- Formatted: Font: 10 pt
- Deleted: SEB
- Formatted: Font: 10 pt
- Deleted: hybrid method
- Formatted: Font: 10 pt
- Deleted: However, it generally flags a greater number
- Formatted: Font: 10 pt
- Deleted: as melt days.
- Deleted: hybrid technique
- Formatted: Font: 10 pt
- Formatted: Font: 10 pt
- Formatted: Font: 10 pt
- Deleted: additional information useful for radar studies, such as correlation length.
- Formatted: Font: 10 pt
- Commented [DME(60M35)]: MS or CS or CMS?
- Deleted: CS
- Formatted: Font: 10 pt
- Formatted: Font: 10 pt
- Formatted: Font: 10 pt
- Deleted: 7859851
- Formatted: Font: 10 pt
- Formatted: Font: 10 pt

## Acknowledgements

This work is funded by the Future Investigators of National Aeronautics and Space Administration Earth and Space Science and Technology (FINESST), Grant no. 80NSSC20K1643. The work was also supported by the NASA Interdisciplinary Research in Earth Sciences and Cryospheric Sciences programs.

Formatted: Font: 10 pt

Commented [MB636]: The grant you listed was I believe the grant for CU-Boulder. As a civil servant, I do not get grant numbers, so I just post the program that supports it.

Formatted: Font: 10 pt

## References

Banwell, A. F., MacAyeal, D. R., and Sergienko, O. V.: Breakup of the Larsen B Ice Shelf triggered by chain reaction drainage of supraglacial lakes, *Geophys. Res. Lett.*, 40, 5872–5876, <https://doi.org/10.1002/2013GL057694>, 2013.

Formatted: Font: 10 pt

Bell, R. E., Banwell, A. F., Trusel, L. D., and Kingslake, J.: Antarctic surface hydrology and impacts on ice-sheet mass balance, *Nat. Clim. Chang.*, 8, 1044–1052, <https://doi.org/10.1038/s41558-018-0326-3>, 2018.

Berthier, E., Scambos, T. A., and Shuman, C. A.: Mass loss of Larsen B tributary glaciers (Antarctic Peninsula) unabated since 2002, *Geophys. Res. Lett.*, 39, <https://doi.org/10.1029/2012GL051755>, 2012.

Bindschadler, R., Vornberger, P., Fleming, A., Fox, A., Mullins, J., Binnie, D., Paulson, S., Granneman, B., and Gorodetzky, D.: The Landsat Image Mosaic of Antarctica, *Remote Sens. Environ.*, 112, 4214–4226, <https://doi.org/10.1016/j.rse.2008.07.006>, 2008.

Brent, R.P.: Algorithms for minimization without derivatives. Prentice-Hall, Englewood Cliffs, NJ, 1973.

Brucker, L., Picard, G., Arnaud, L., Barnola, J. M., Schneebeli, M., Brunjail, H., Lefebvre, E., and Fily, M.: Modeling time series of microwave brightness temperature at Dome C, Antarctica, using vertically resolved snow temperature and microstructure measurements, *J. Glaciol.*, 57, 171–182, <https://doi.org/10.3189/002214311795306736>, 2011.

Formatted: Font: 10 pt

Formatted: Line spacing: 1.5 lines

Brun, E.: Investigation on Wet-Snow Metamorphism in Respect of Liquid-Water Content, *Ann. Glacial.*, 13, 22-26. <http://doi:10.3189/S0260305500007576>, 1989.

Colliander, A., Mousavi, M., Marshall, S., Samimi, S., Kimball, J.S., Miller, J.Z., Johnson, J. and Burgin, M.: Ice Sheet Surface and Subsurface Melt Water Discrimination Using Multi-Frequency Microwave Radiometry. *Geophys. Res. Lett.*, 49(4), <https://doi.org/2021GL096599>, 2022.

Comiso, J. C., Cavalieri, D. J., Parkinson, C. L. and Gloersen, P.: Passive microwave algorithms for sea ice concentration: A comparison of two techniques, *Remote Sens. Environ.*, 60, 357-384, 1997.

Deleted: .

Formatted: Font: 10 pt

Formatted: Font: 10 pt

Formatted: Line spacing: 1.5 lines

Deleted: .

Formatted: Font: 10 pt

Durand, M., Kim, E. J. and Margulis, S. A.: Quantifying uncertainty in modeling snow microwave radiance for a mountain snowpack at the point-scale, including stratigraphic effects, *IEEE Trans. Geosci. Remote Sens.*, 46, 1753-1767, 2008.

Depoorter, M.A., Bamber, J.L., Griggs, J.A., Lenaerts, J.T., Ligtenberg, S.R., van den Broeke, M.R. and Moholdt, G.:

Calving fluxes and basal melt rates of Antarctic ice shelves, *Nature*, 502, 89-92, <https://doi.org/10.1038/nature12567>, 2013.

Fahnestock, M. A., Abdalati, W., and Shuman, C. A.: Long melt seasons on ice shelves of the Antarctic Peninsula: an analysis using satellite-based microwave emission measurements, *Ann. Glaciol.*, 34, 127-133, 2002.

665 [Gelaro, R., McCarty, W., Suárez, M. J., Todling, R., Molod, A., Takacs, L., Randles, C. A., Darmenov, A., Bosilovich, M. G., Reichle, R., Wargan, K., Coy, L., Cullather, R., Draper, C., Akella, S., Buchard, V., Conaty, A., Merkova, D., Nielsen, J. E., Partyka, G., Pawson, S., Putman, W., Rienecker, M., Schubert, S. D., Sienkiewicz, M., and Zhao, B.:](#) The Modern-Era Retrospective Analysis for Research and Applications, Version 2 (MERRA-2), *J. Clim.*, 30, 5419–5454, <https://doi.org/10.1175/JCLI-D-16-0758.1>, 2017.

Formatted: Font: 10 pt

Formatted: Line spacing: 1.5 lines

Deleted: &

Formatted: Font: 10 pt

670 Haran, T., Klinger, M., Bohlander, J., Fahnestock, M., Painter, T., and Scambos, T.: MEASUREs MODIS Mosaic of Antarctica 2013-2014 (MOA2014) Image Map, Version 1, [Boulder, Colorado USA, NASA National Snow and Ice Data Center Distributed Active Archive Center](#), <https://doi.org/10.5067/RNF17BP824UM>, 2018.  
Howat, I. M., Porter, C., Smith, B. E., Noh, M.-J., and Morin, P.: The Reference Elevation Model of Antarctica, *Cryosphere*, 13, 665–674, <https://doi.org/10.5194/tc-13-665-2019>, 2019.

Deleted: [Data Set],

Formatted: Font: 10 pt

675 [Jakobs, C. L., Reijmer, C. H., Kuipers Munneke, P., König-Langlo, G., and van den Broeke, M. R.:](#) Quantifying the snowmelt–albedo feedback at Neumayer Station, East Antarctica, *Cryosphere*, 13, 1473–1485, <https://doi.org/10.5194/tc-13-1473-2019>, 2019.

Formatted: Font: 10 pt

Formatted: Line spacing: 1.5 lines

680 [Jakobs, C. L., Reijmer, C. H., Smeets, C. J. P. P., Trusel, L. D., van de Berg, W. J., van den Broeke, M. R., and van Wessem, J. M.:](#) A benchmark dataset of in situ Antarctic surface melt rates and energy balance, *J. Glaciol.*, 66, 291–302, <https://doi.org/10.1017/jog.2020.6>, 2020.

Formatted: Font: 10 pt

685 [Johnson, A., Fahnestock, M., and Hock, R.:](#) Evaluation of passive microwave melt detection methods on Antarctic Peninsula ice shelves using time series of Sentinel-1 SAR, *Remote Sens. Environ.*, 250, 112044, 2020.  
Kingslake, J., Ely, J. C., Das, I., and Bell, R. E.: Widespread movement of meltwater onto and across Antarctic ice shelves, *Nature*, 544, 349–352, <https://doi.org/10.1038/nature22049>, 2017.

690 Lyapustin, A., Tedesco, M., Wang, Y., Aoki, T., Hori, M. and Kokhanovsky, A.: Retrieval of snow grain size over Greenland from MODIS, *Remote Sens. Environ.*, 113, 1976–1987, 2009.  
Löwe, H. and Picard, G.: Microwave scattering coefficient of snow in MEMLS and DMRT-ML revisited: the relevance of sticky hard spheres and tomography-based estimates of stickiness, *Cryosphere*, 9, 2101–2117, <https://doi.org/10.5194/tc-9-2101-2015>, 2015.

Deleted: .

Formatted: Font: 10 pt

695 [Maeda, T., Taniguchi, Y. and Imaoka, K.:](#) GCOM-W1 AMSR2 level 1R product: Dataset of brightness temperature modified using the antenna pattern matching technique. *IEEE Trans. Geosci. Remote Sens.*, 54(2), 770–782, 2015.  
[Lypustin, A., Tedesco, M., Wang, Y., Aoki, T., Hori, M. and Kokhanovsky, A.:](#) Retrieval of snow grain size over Greenland from MODIS, *Remote Sens. Environ.*, 113(9), 1976–1987, 2009.

Formatted: Font: 10 pt

Formatted: Line spacing: 1.5 lines

695 [Mätzler, C.:](#) Relation between grain-size and correlation length of snow, *J. Glaciol.*, 48, 461–466, <https://doi.org/10.3189/172756502781831287>, 2002.  
[Mätzler, C.:](#) Improved Born approximation for scattering of radiation in a granular medium, *J. Appl. Phys.*, 83, 6111–6117, 1998.

705 [Meier, W. N., Markus, T., and Comiso, J. C.: AMSR-E/AMSR2 Unified L3 Daily 12.5 km Brightness Temperatures, Sea Ice Concentration, Motion & Snow Depth Polar Grids, Version 1, Boulder, Colorado USA, NASA National Snow and Ice Data Center Distributed Active Archive Center. <https://doi.org/10.5067/RA1MIJOYPK3P>, 2018.](#)

[Mote, T. L., and M. R. Anderson: "Variations in snowpack melt on the Greenland ice sheet based on passive-microwave measurements." \*J. Glaciol.\*, 41\(137\), 51-60, <https://doi.org/10.3189/S0022143000017755>, 1995.](#)

[Picard, G., Fily, M., and Gallee, H.: Surface melting derived from microwave radiometers: A climatic indicator in Antarctica, \*Ann. Glaciol.\*, 46, 29-34, <https://doi.org/10.3189/172756407782871684>, 2007.](#)

[Picard, G., Domine, F., Krinner, G., Arnaud, L. and Lefebvre, E.: Inhibition of the positive snow-albedo feedback by precipitation in interior Antarctica, \*Nature Clim. Change\*, 2, 795–798, <https://doi.org/10.1038/nclimate1590>, 2012.](#)

710 [Picard, G., Royer, A., Arnaud, L., and Fily, M.: Influence of meter-scale wind-formed features on the variability of the microwave brightness temperature around Dome C in Antarctica, \*Cryosphere\*, 8, 1105–1119, <https://doi.org/10.5194/tc-8-1105-2014>, 2014.](#)

[Picard, G., Sandells, M., and Löwe, H.: SMRT: an active–passive microwave radiative transfer model for snow with multiple microstructure and scattering formulations \(v1.0\), \*Geosci. Model Dev.\*, 11, 2763–2788, <https://doi.org/10.5194/gmd-11-2763-2018>, 2018.](#)

715 [Picard, G., Leduc-Leballeur, M., Banwell, A. F., Brucker, L., and Macelloni, G.: The sensitivity of satellite microwave observations to liquid water in the Antarctic snowpack, \*Cryosphere\*, 16, 5061–5083, <https://doi.org/10.5194/tc-16-5061-2022>, 2022a.](#)

[Picard, G., Löwe, H., & Mätzler, C. Brief communication: A continuous formulation of microwave scattering from fresh snow to bubbly ice from first principles. \*Cryosphere\*, 16\(9\), 3861-3866, 2022b.](#)

720 [Picard, G., Leduc-Leballeur, M., Banwell, A. F., Brucker, L., & Macelloni, G. The sensitivity of satellite microwave observations to liquid water in the Antarctic snowpack. \*The Cryosphere\*, 16\(12\), 5061-5083, 2022d.](#)

[Picard, G., Löwe, H., Domine, F., Arnaud, L., Larue, F., Favier, V., Le Meur, E., Lefebvre, E., Savarino, J., Royer, A.: The Microwave Snow Grain Size: A New Concept to Predict Satellite Observations Over Snow-Covered Regions, \*AGU Adv.\*, 3\(4\), <https://doi.org/10.1029/2021AV000630>, 2022c.](#)

725 [Proksch, M., Löwe, H., and Schneebeli, M.: Density, specific surface area, and correlation length of snow measured by high-resolution penetrometry, \*J. Geophys. Res. Earth Surf.\*, 120, 346–362, <https://doi.org/10.1002/2014JF003266>, 2015.](#)

[Rignot, E.: Accelerated ice discharge from the Antarctic Peninsula following the collapse of Larsen B ice shelf, \*Geophys. Res. Lett.\*, 31, L18401, <https://doi.org/10.1029/2004GL020697>, 2004.](#)

730 [Roy, A., Picard, G., Royer, A., Montpetit, B., Dupont, F., Langlois, A., Derksen, C., and Champollion, N.: Brightness Temperature Simulations of the Canadian Seasonal Snowpack Driven by Measurements of the Snow Specific Surface Area, \*IEEE Trans. Geosci. Remote Sens.\*, 51, 4692–4704, <https://doi.org/10.1109/TGRS.2012.2235842>, 2013.](#)

[Scambos, T. A., Hulbe, C., Fahnestock, M., and Bohlander, J.: The link between climate warming and break-up of ice shelves in the Antarctic Peninsula, \*J. Glaciol.\*, 46, 516–530, <https://doi.org/10.3189/172756500781833043>, 2000.](#)

Formatted: Font: 10 pt

Formatted: Line spacing: 1.5 lines

Deleted: .

Formatted: Font: 10 pt

Deleted: .

Formatted: Font: 10 pt

Formatted: Font: 10 pt, Font color: Text 1

Formatted: Line spacing: 1.5 lines

Deleted: 2022b

Formatted: Font color: Auto

Formatted: Font: 10 pt, Font color: Text 1

Formatted: Font color: Auto

Formatted: Font: 10 pt, Font color: Text 1

Formatted: Font: 10 pt

740 Scambos, T., Haran, T., Fahnestock, M., Painter, T., and Bohlander, J.: MODIS-based Mosaic of Antarctica (MOA) data sets: Continent-wide surface morphology and snow grain size, *Remote Sensing of Environment*, 111, <http://doi:10.1016/j.rse.2006.12.020>, 2007.

Stevens, C. M., Verjans, V., Lundin, J. M. D., Kahle, E. C., Horlings, A. N., Horlings, B. I., and Waddington, E. D.: The Community Firn Model (CFM) v1.0, *Geosci. Model Dev.*, 13, 4355–4377, <https://doi.org/10.5194/gmd-13-4355-2020>, 2020.

[Wolfe, P.: The secant method for simultaneous nonlinear equations, \*Communications of the ACM\* 2, 12, 12-13, 1959.](#)

745 [Tikhonov, V. V., Raev, M. D., Khvostov, I. V., Boyarskii, D. A., Romanov, A. N., Sharkov, E. A., and Komarova, N. Yu.:](#) Analysis of the Seasonal Dependence of the Brightness Temperature of the Glacier Sheet of Antarctica by Microwave Satellite Data, *Izv. Atmos. Ocean. Phys.*, 55, 1302–1313, <https://doi.org/10.1134/S0001433819090512>, 2019.

[Tedesco, M.: Assessment and development of snowmelt retrieval algorithms over Antarctica from K-band spaceborne brightness temperature \(1979–2008\), \*Remote Sens. Environ.\*, 113\(5\), 979-997, 2009.](#)

750 [Torinesi, O., Fily, M., and Genthon, C.:](#) Variability and Trends of the Summer Melt Period of Antarctic Ice Margins since 1980 from Microwave Sensors, *J. Clim.*, 16, 1047–1060, [https://doi.org/10.1175/1520-0442\(2003\)016<1047:VATOTS>2.0.CO;2](https://doi.org/10.1175/1520-0442(2003)016<1047:VATOTS>2.0.CO;2), 2003.

[Tsang, L., Kong, J. A., and Shin, R. T.: \*Theory of Microwave Remote Sensing\*, Wiley-Interscience, New York, 1985.](#)

[Zwally, J. H. and Fiegles, S.:](#) Extent and duration of Antarctic surface melting, *J. Glaciol.*, 40, 463–475, <https://doi.org/10.3189/S0022143000012338>, 1994.

Formatted: Font: 10 pt, Font color: Text 1

Formatted: Font: 10 pt

Formatted: Line spacing: 1.5 lines

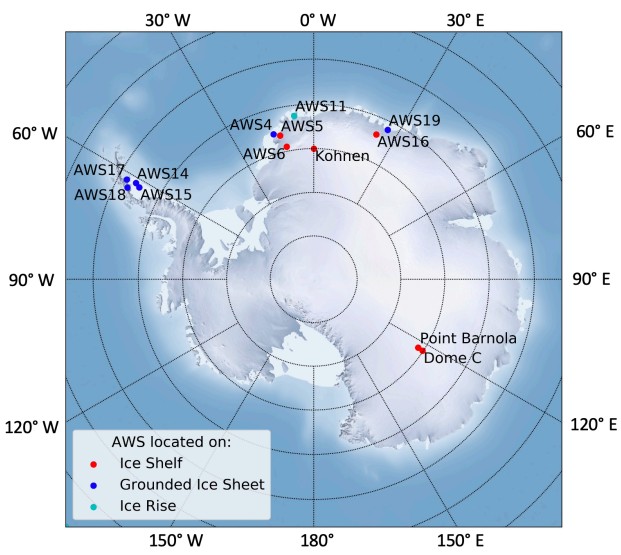
Formatted: Font: 10 pt

Formatted: Line spacing: 1.5 lines

Formatted: Font: 10 pt

Formatted: Line spacing: 1.5 lines

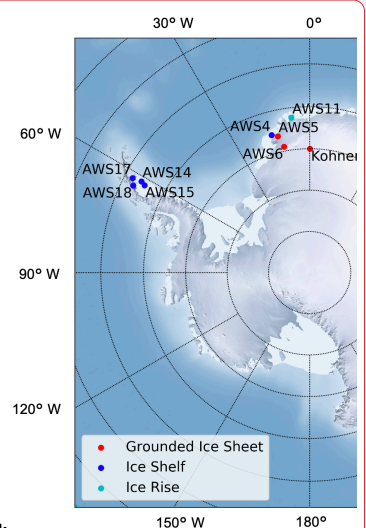
775



Formatted: Font: (Default) Times New Roman, 10 pt

Formatted: Line spacing: 1.5 lines

Formatted: Font: 10 pt

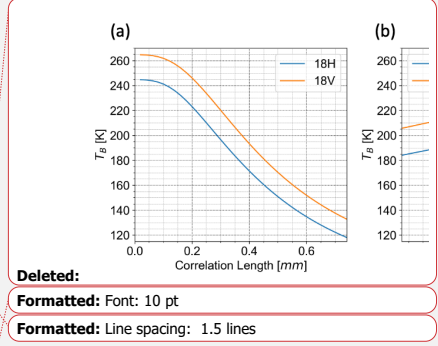
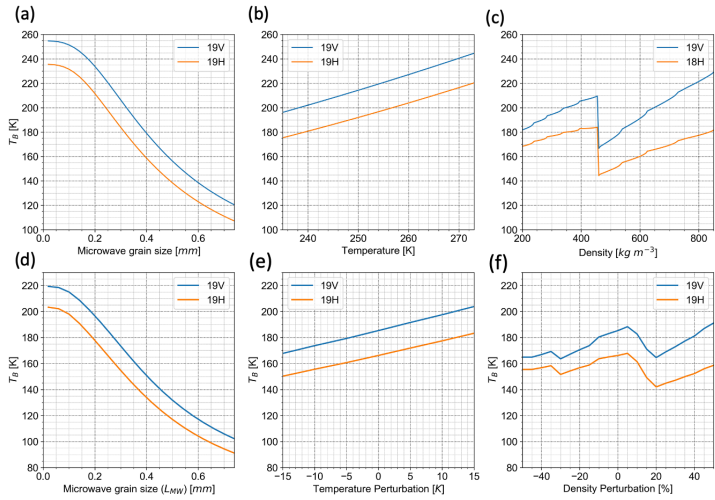


Deleted:

Formatted: Font: 10 pt, Check spelling and grammar

780

Figure 1: The thirteen AIS point locations that are used in this study. Sites on grounded ice sheet are red, sites on ice shelves are blue, and sites on ice rises are cyan. Background image from [www.shadedrelief.com](http://www.shadedrelief.com).



**Deleted:**  
**Formatted:** Font: 10 pt  
**Formatted:** Line spacing: 1.5 lines

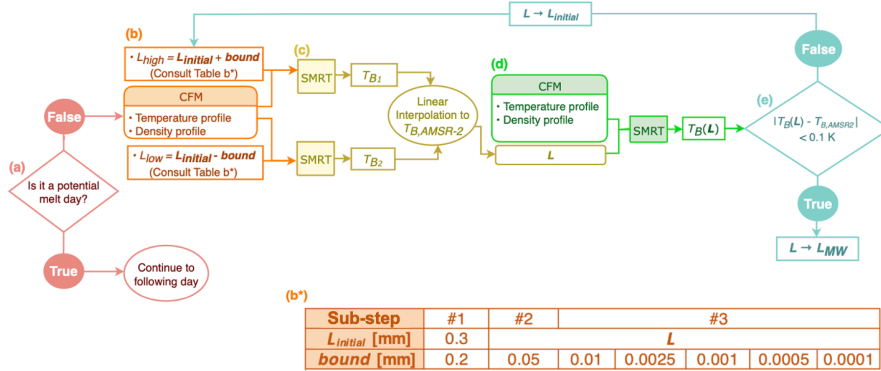
**Formatted:** Line spacing: 1.5 lines  
**Deleted:** Figure 2:  
**Formatted:** Font: 10 pt  
**Deleted:** correlation length  
**Deleted:** 18H  
**Deleted:** 18V  
**Formatted:** Font: 10 pt  
**Formatted:** Font: 10 pt  
**Formatted:** Font: 10 pt  
**Deleted:** correlation length  
**Formatted:** Font: 10 pt  
**Deleted:** 18H  
**Deleted:** 18V  
**Deleted:** correlation length  
**Formatted:** Font: 10 pt  
**Formatted:** Font: 10 pt  
**Formatted:** Font: 10 pt  
**Deleted:** 18H  
**Deleted:** 18V  
**Formatted:** Font: 10 pt  
**Formatted:** Font: 10 pt  
**Formatted:** Font: 10 pt

785  
790  
795  
800

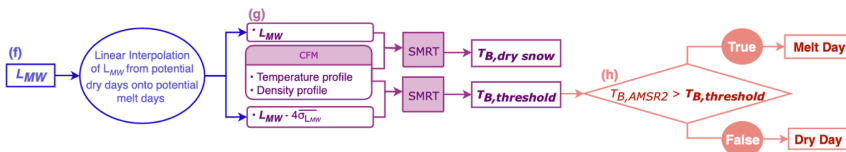
**Figure 2:** In the three upper subplots (a-c), we vary one input into SMRT while holding the other two input variables constant for a idealized, uniform snowpack. In these three lower subplots (d-f), we vary one input SMRT variable relative to depth-varying, realistic snow profile (CFM snow profile for January 1<sup>st</sup>, 2014 at Dome C), (a) Holding temperature and density constant (at 265 K and 375 kg m<sup>-3</sup>), the blue and orange lines show how brightness temperature varies with respect to microwave grain size for 19V and 19H, respectively. (b) Holding microwave grain size and density constant (at 0.25 mm and 375 kg m<sup>-3</sup>), the blue and orange lines show how brightness temperature varies with respect to temperature for 19V and 19H, respectively. (c) Holding microwave grain size and temperature constant (at 0.25 mm and 265 K), the blue and orange lines show how brightness temperature varies with respect to density for 19V and 19H, respectively. (d) Forcing density and temperature to the realistic snow profile, the blue and orange line represent brightness temperature as we vary microwave grain size for 19V and 19H, respectively. (e) Holding microwave grain size constant at 0.25 mm and forcing density from the realistic CFM profile, the blue and orange lines represent brightness temperature as we perturb temperature by a given value constant with depth to the example CFM profile for 19V and 19H. (f) Holding microwave grain size constant at 0.25 mm and forcing temperature from the example CFM profile, we perturb density by the density perturbation percentage multiplied by the air volume fraction, for 19V and 19H, respectively.



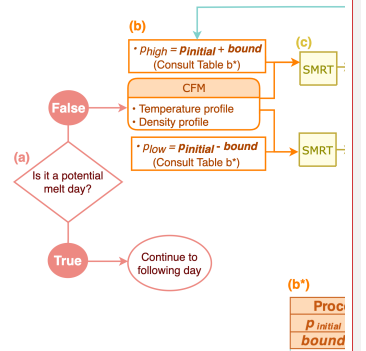
STEP 1: Calculate correlation length ( $L_{MW}$ ) for dry days



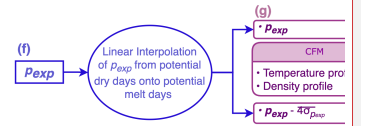
STEP 2: Assign Melt Days/Dry Days



STEP 1: Calculate correlation length ( $p_{exp}$ ) for



STEP 2: Assign Melt Days/Dry Days



Deleted:  
Formatted: Font: 10 pt, Check spelling and grammar

815

Figure 3: Flow chart showing the hybrid-method algorithm used to calculate melt days. Step 1 (top) illustrates how microwave grain size ( $L_{MW}$ ) is calculated using CFM and SMRT using repeated linear interpolations. Step 2 (bottom) illustrates how brightness temperature ( $T_{B,dry\ snow}$ ) and its dynamic threshold ( $T_{B,threshold}$ ) can then be calculated from  $L_{MW}$  and used to determine melt days versus non-melt days. (a-h) are individual steps described in the main text.

- Deleted:
- Formatted: Font: 10 pt
- Deleted: correlation length ( $p_{exp}$ )
- Formatted: Font: 10 pt
- Deleted:  $p_{exp}$
- Deleted: dry
- Formatted: Font: 10 pt
- Formatted: Font: 10 pt

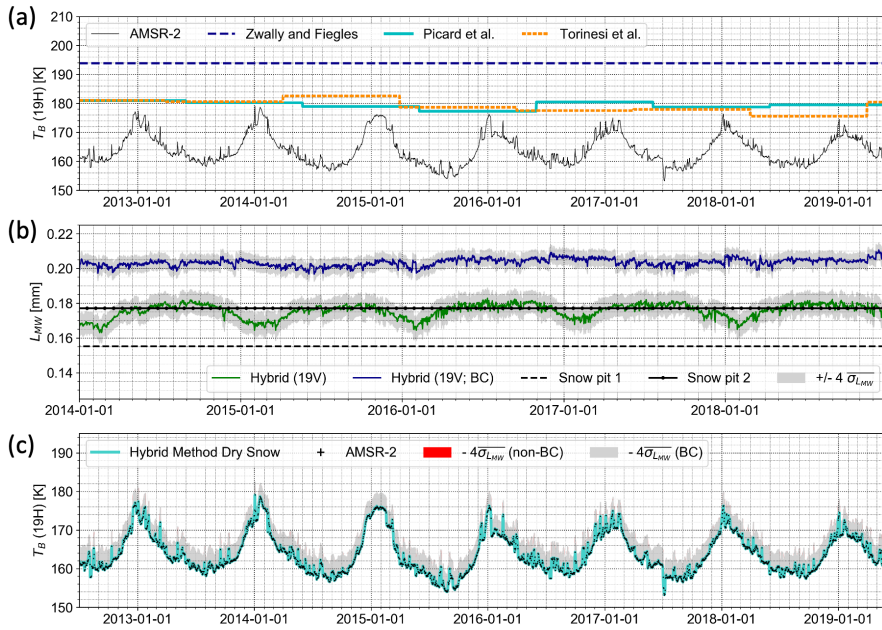
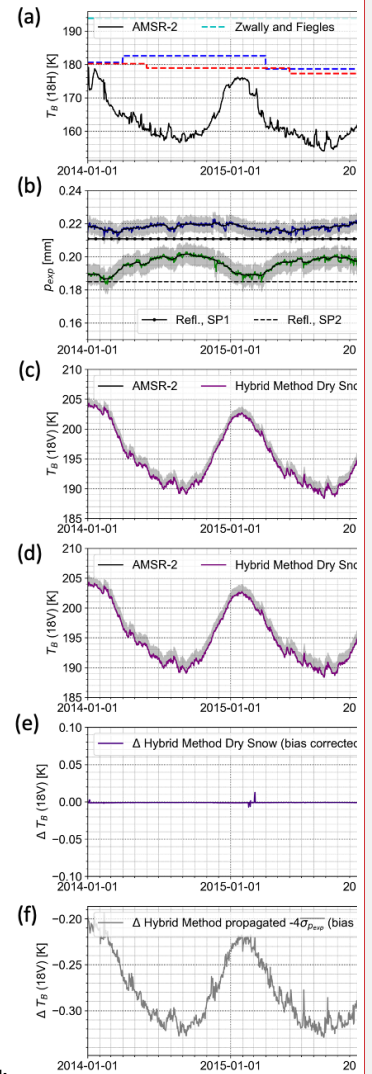
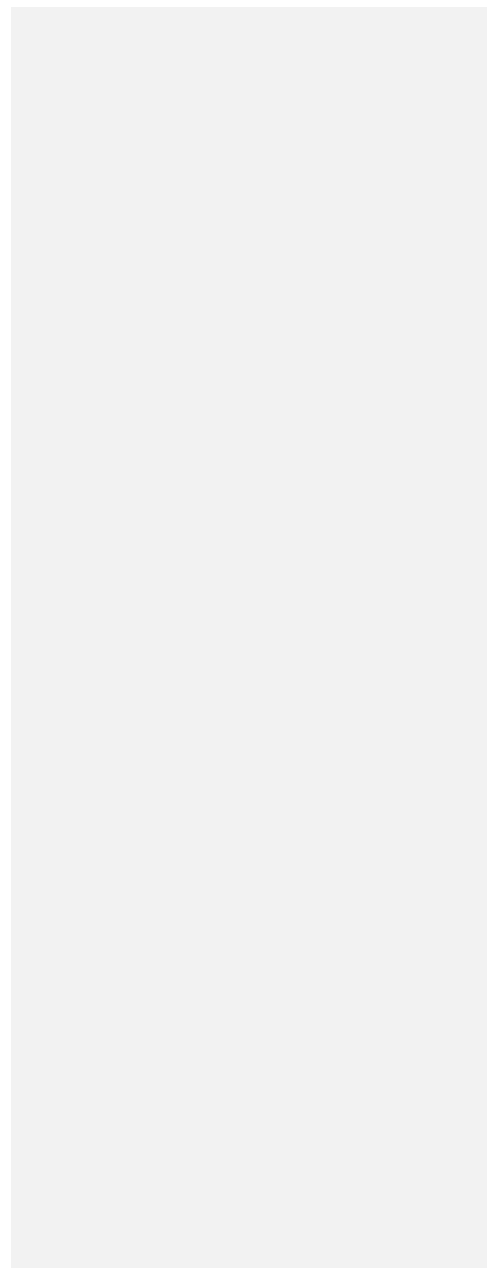
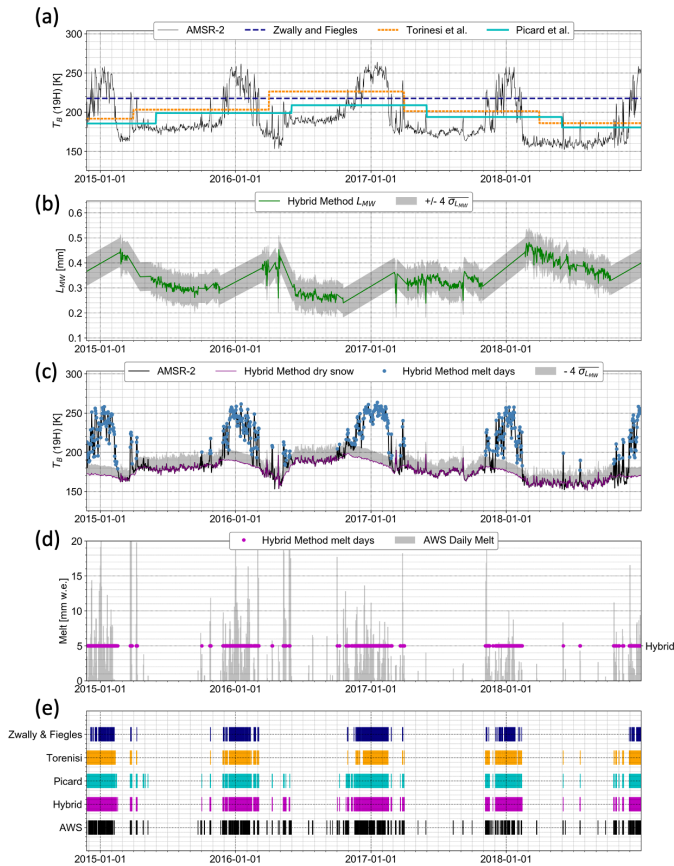


Figure 4: Dome C (a) Brightness temperature from AMSR-2 (19H; black line) with thresholding techniques from Zwally and Fiegles (1994; dashed dark blue line), Torinesi et al. (2003; dotted orange line), and Picard et al. (2022; solid cyan line). (b) Microwave grain size from two Dome C snow pits (Picard et al., 2014). Microwave grain size, computed from the Hybrid Method (19V; green line) and the Hybrid Method bias corrected version (19V; navy line) along with grey bounds that represent  $4\sigma_{LMW} - \sigma_{pexp}$ . (c) AMSR-2 brightness temperature (19V; black crosses), Hybrid Method dry snow brightness temperature, bias corrected version (19V; cyan line) along with propagated  $4\sigma_{LMW}$  (grey area). This is plotted on top of  $\sigma_{pexp}$  dry snow brightness temperature non-bias corrected version and the propagated  $4\sigma_{LMW}$  (red area).  $\sigma_{pexp}$



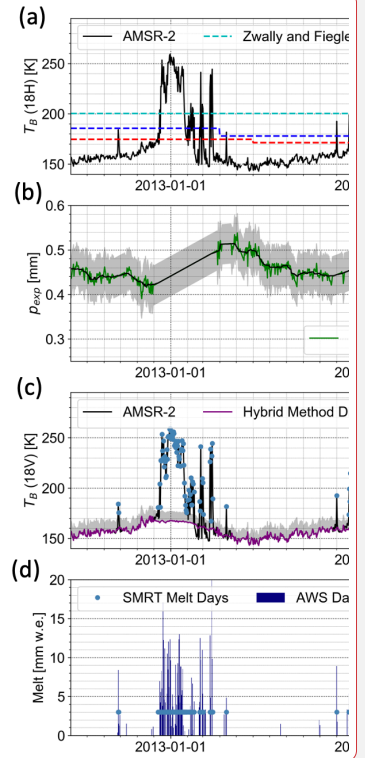
- Deleted:
- Formatted [369]
- Deleted: 1811
- Formatted [370]
- Deleted: cyan
- Deleted: blue
- Formatted [371]
- Formatted [372]
- Deleted: 2022a; red
- Deleted: Correlation length converted
- Deleted: NIR SSA values in Brucker
- Deleted: . (2011) assuming a 4 m penetration depth (h... [376]
- Formatted [373]
- Formatted [374]
- Formatted [375]
- Formatted [377]





895 **Figure 5: Data from AWS 18.** (a) Brightness temperature from 19H from AMSR-2 (black line) with thresholding techniques from Zwally and Fiegles (1994; dashed dark blue line), Torinesi et al. (2003; dotted orange line), and Picard et al. (2022d; solid cyan line). (b) Microwave grain size, computed from the Hybrid Method (19H; green line) along with  $\pm 4\sigma_{LMW} \sigma_{p_{exp}}$  bounds. (c) AMSR-2 brightness temperature (19H; black line). Hybrid Method dry snow brightness temperature (19H; purple line) with propagated  $\pm 4\sigma_{LMW} \sigma_{p_{exp}}$  (grey bounds). Melt days detected by Hybrid Method (blue dots). (d) Melt days detected by Hybrid Method (purple dots). These represent melt days versus non-

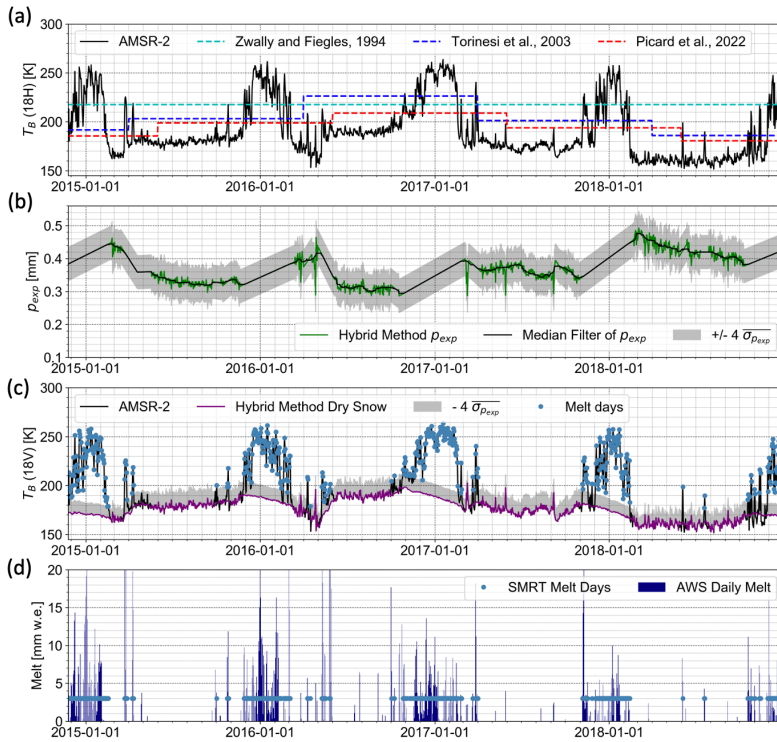
900 **Method**, with median filter (black line).



- Deleted:
- Formatted: Font: 10 pt
- Formatted: Line spacing: 1.5 lines
- Deleted: 17
- Deleted: 18H
- Formatted: Font: 10 pt
- Formatted: Font: 10 pt
- Deleted: cyan
- Deleted: blue
- Formatted: Font: 10 pt
- Formatted: Font: 10 pt
- Deleted: 2022a; red
- Deleted: The exponential correlation length
- Deleted: hybrid method (18H)
- Formatted: Font: 10 pt
- Formatted: Font: 10 pt
- Formatted: Font: 10 pt
- Deleted:
- Deleted: , with median filter (black line).
- Deleted: 18H
- Deleted: method
- Formatted: Font: 10 pt
- Formatted: Font: 10 pt
- Formatted: Font: 10 pt
- Formatted: Font: 10 pt
- Deleted: 18H
- Formatted:
- Formatted: Font: 10 pt

melt days in a binary fashion and do not reflect a specific melt volume. AWS surface energy balance melt data (grey bars), (c) Days when AWS surface energy balance melt > 0 (black lines). Melt days detected by Hybrid Method (purple lines). Melt days detected by Picard et al. (2022d; cyan lines), Torinesi et al., (2003; orange lines), and Zwally and Fiegles (1994; dark blue lines).

- Deleted: dry
- Deleted: dark blue
- Formatted: Font: 10 pt
- Formatted: Font: 10 pt
- Formatted: Font: 9 pt



935 **Figure 6: Data from AWS 18 (a) Brightness temperature from 18H from AMSR-2 (black line) with thresholding techniques from**  
**Zwally and Fiegles (1994; cyan line), Torinesi et al. (2003; blue line), and Picard et al. (2022a; red line). (b) The exponential**  
**correlation length computed from the hybrid method (green line) along with  $\pm 4\sigma_{\rho_{exp}}$  bounds, with median filter (black line). (c)**  
**AMSR-2 brightness temperature (18H; black line). Hybrid method dry snow brightness temperature (18H; purple line) with**  
**propagated  $4\sigma_{\rho_{exp}}$  (grey bounds). Melt days detected by hybrid method (blue dots). (d) Melt days detected by hybrid method (blue**  
**dots). AWS surface energy balance melt data (dark blue bars).**

- Formatted: Font: 10 pt
- Formatted: Line spacing: 1.5 lines


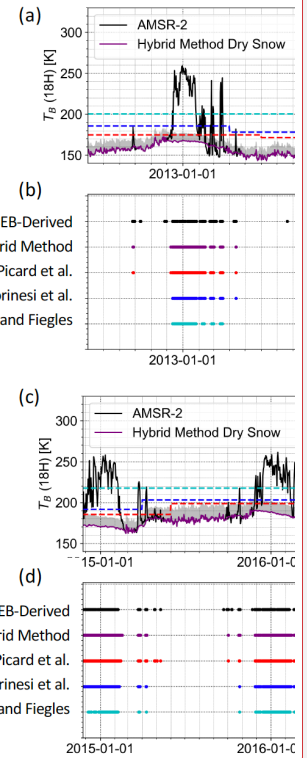


Figure 6: Melt indicators from (a) AWS 17, (b) AWS 14, (c) AWS 15, (d) AWS 19, and (e) AWS 5, (a-e) Melt days  $\sigma_{pexp}$  when AWS surface energy balance melt > 0 (black lines). Melt days detected by Hybrid Method (purple lines). Melt days detected by Picard et al. (2022d; cyan lines), Torinesi et al., (2003; orange lines), and Zwally and Fiegles (1994; dark blue lines).



- Deleted:
- Formatted: Font: 10 pt
- Deleted: 7: Results for
- Deleted: (a &
- Deleted: and
- Deleted: 18
- Deleted: &
- Deleted: ).
- Formatted: Font: 10 pt
- Formatted: Font: 10 pt
- Formatted: Font: 10 pt
- Formatted: Font: 10 pt
- Formatted: Font: 10 pt
- Formatted: Font: 10 pt
- Formatted: Font: 10 pt
- Deleted: & c) Brightness temperature from 18H with (... [394]
- Deleted: (grey bounds). (b & d) Days
- Deleted: dots
- Deleted: hybrid method
- Formatted: Font: 10 pt
- Formatted: Font: 10 pt
- Formatted: Font: 10 pt
- Deleted: dots
- Deleted: 2022a; red dots
- Deleted: blue dots
- Formatted: Font: 10 pt
- Formatted: Font: 10 pt
- Formatted: Font: 10 pt
- Deleted: cyan dots

945

950

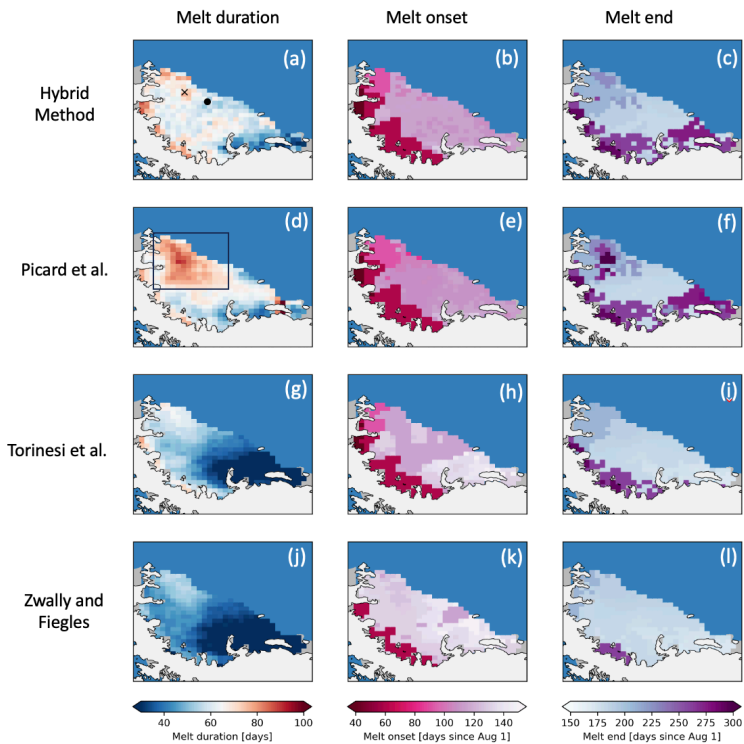
	% Matching AWS			Torinesi et al.	Zwally and Fiegles
	# days	# AWS melt days	Hybrid Method		
AWS 18	1498	407	89.19	89.25	87.38
AWS 17	1348	287	91.02	91.17	91.69
AWS 14	1094	173	91.77	93.78	93.42
AWS 15	674	72	88.87	88.72	93.32
AWS 19	421	87	94.30	94.77	95.01
AWS 5	586	54	95.73	94.88	94.03
AWS 11	2404	17	99.13	99.25	99.25
AWS 16	1265	10	99.21	99.21	99.21
Avg. (Weighted by # days)	94.2	94.34	94.64	94.10	
Avg. (Weighted by # AWS melt days)	90.8	91.06		91.10	90.15

Table 1: A table comparing the Hybrid Method, Picard et al. (2022d), Torinesi et al. (2003), and Zwally and Fiegles (1994) methods of melt day detection for AWS 18, 17, 14, 15, 19, 4, 11, and 16 to AWS SEB-derived melt data.

“Matching days” refers to the sum of both melt and non-melt days that match with AWS SEB-derived melt data.

“Mismatched non-melt days” refers to days when a technique identifies a non-melt day when that day is considered melt by AWS SEB-derived melt data. “Mismatched melt days” refers to days when a technique identifies a melt day when that day is considered dry by AWS SEB-derived melt data.

- Formatted ... [395]
- Formatted ... [396]
- Deleted: days/ ... [403]
- Formatted ... [401]
- Formatted ... [402]
- Formatted ... [404]
- Formatted Table ... [397]
- Deleted: AWS17
- Formatted ... [398]
- Deleted: # Days
- Formatted ... [399]
- Deleted: % Melt Days
- Formatted ... [400]
- Deleted: Mismatched dry days/ ... [405]
- Deleted: Mismatched melt days/ ... [406]
- Formatted ... [408]
- Deleted: Observations
- Formatted ... [407]
- Deleted: 2525
- Deleted: 20.7%
- Formatted ... [409]
- Formatted ... [410]
- Deleted: N/A
- Formatted ... [411]
- Deleted: N/A
- Formatted ... [412]
- Deleted: N/A
- Formatted ... [413]
- Deleted: Hybrid Method
- Formatted ... [414]
- Formatted ... [415]
- Deleted: 2525
- Formatted ... [416]
- Deleted: 24.2%
- Formatted ... [417]
- Deleted: 90.9%
- Formatted ... [418]
- Deleted: 3.0%
- Deleted: 6.2%
- Formatted ... [419]
- Formatted ... [420]
- Deleted: Picard et al.
- Formatted ... [421]
- Formatted ... [422]
- Deleted: 2525
- Deleted: 22.4%
- Deleted: 7%
- Deleted: 3.3%
- Deleted: 5.0%
- Formatted ... [423]
- Formatted ... [424]
- Formatted ... [425]
- Formatted ... [426]
- Formatted ... [427]
- Deleted: Torinesi et al.



Formatted: Font: 10 pt

180

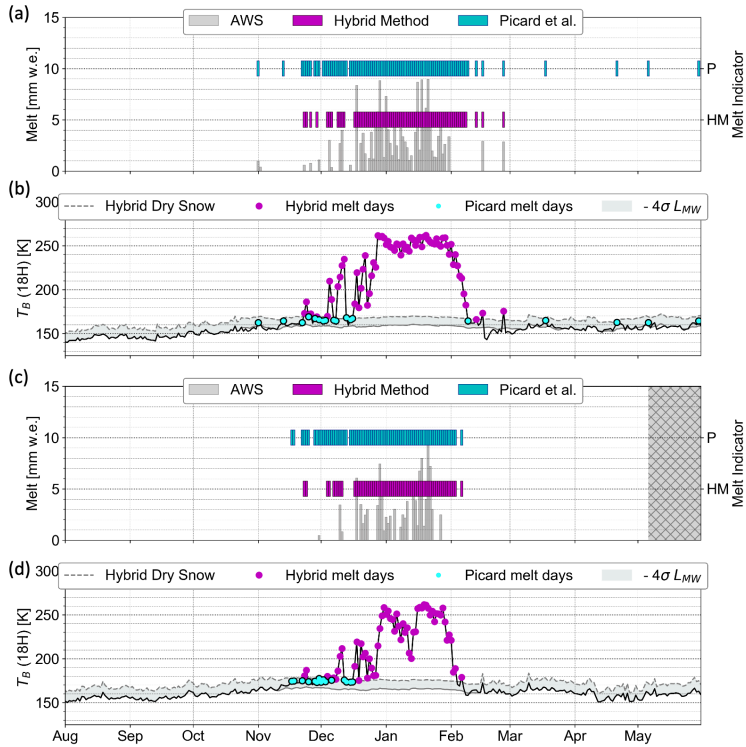
**Figure 7: Black x and the black dot in (a) is the location of AWS 14 and AWS 15, respectively. Black box in (d) represents area of high melt duration detected by Picard et al. (2023d). (a, d, g, j) represents melt duration for the 2013-2014 melt season (number of melt days) using the Hybrid Method, Picard et al. (2022), Torensini et al. (2003), and Zwally and Fiegles (1994), respectively. (b, e, h, k) represents melt onset in days since August 1<sup>st</sup> 2013. (c, f, i, l) represents melt end in days since August 1<sup>st</sup>, 2013.**

185

Deleted: ¶

Formatted: Font: 10 pt





Formatted: Font: 10 pt

190 **Figure 8: (a) and (b) represent AWS 14 and (c) and (d) represent AWS 15. (a and c) AWS surface energy balance melt volume (grey bars), melt days detected by Hybrid Method (purple lines), and melt days detected by Picard et al. (2022d; cyan lines). Hatched grey area represents period where AWS SEB data are not available. (c and d) Hybrid Method threshold (19H; dashed grey line) and AMSR-2 brightness temperature (19H; solid black line). Area between Hybrid Method threshold and Hybrid method dry snow (solid grey line) is shaded in light grey. Purple dots represent melt days detected by both the Hybrid Method and the Picard Method. Cyan dots represent melt days detected by only the Picard et al (2022d) method.**

195

$P_{exp}$

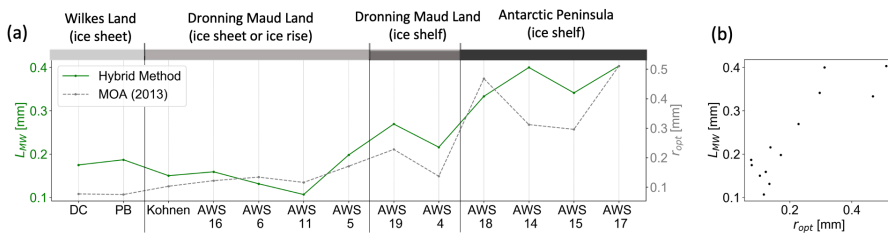


Figure 9: (a) Microwave grain size ( $L_{MW}$ ; green line) and optical grain radius from MODIS 2013 Mosaic of Antarctica ( $r_{opt}$ ; dashed grey line) from 13 AWS (Haran et al., 2018). (b) Scatter plot of microwave grain size ( $L_{MW}$ ) and optical grain radius ( $r_{opt}$ ). Data from both the Hybrid Method and Mosaic of Antarctica are from 2013-10-27 to 2013-12-16.

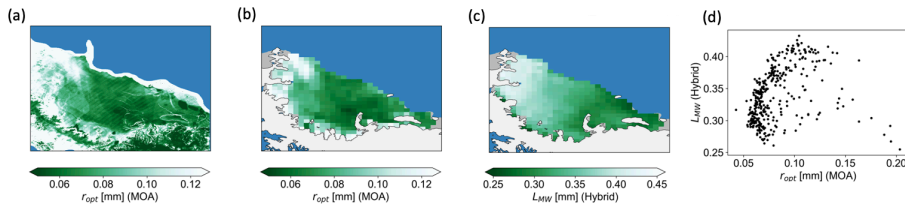


Figure 10: Larsen C (a) MODIS Mosaic of Antarctica (MOA; 2013) optical grain size ( $r_{opt}$ ) (Haran et al., 2018). (b) MOA optical grain size ( $r_{opt}$ ) re-gridded to 12.5 km x 12.5 km (Haran et al., 2018). (c) Microwave grain size ( $L_{MW}$ ) from the Hybrid Method. (d) Scatter plot of microwave grain size ( $L_{MW}$ ) and MOA optical grain radius ( $r_{opt}$ ). Data from both the Hybrid Method and Mosaic of Antarctica are from 2013-10-27 to 2013-12-16.

Formatted: Font: 10 pt

Formatted: Line spacing: 1.5 lines

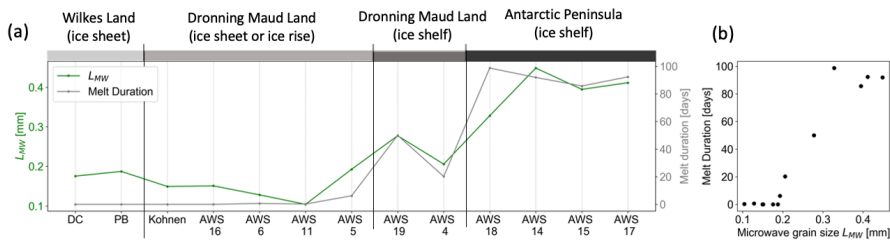
Moved up [2]: 2007; Haran et al.,

Deleted: ¶

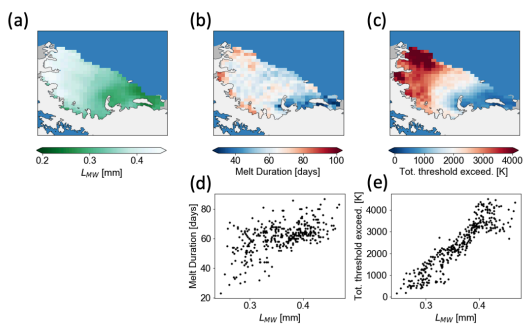
... [500]

Deleted: ) across this time series using the Hybrid Method at the 18V channel (purple line) and 18H channel (pink line). (c & d) Hybrid method correlation length data from January 1<sup>st</sup>, 2014 to March 8<sup>th</sup> 2018 for 18V (c; purple line) and 18H (d; pink line). Compared to optical grain size from MEaSUREs MODIS Mosaic of Antarctica in 2014 (grey dashed line; Scambos et al.,

Formatted: Font: 10 pt, Not Bold, Font color: Text 1



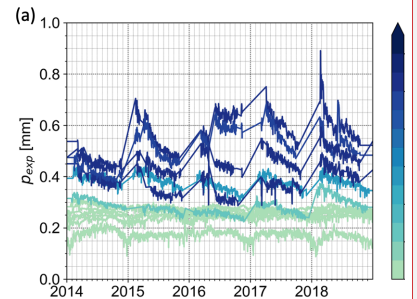
**Figure 11: (a) Microwave grain size ( $L_{MW}$ ; green line) and mean melt duration between mid-2012 and mid-2019 for 13 AWS. (b) Scatter plot of microwave grain size ( $L_{MW}$ ) and mean melt duration.**



**Figure 12: Larsen C (a) Microwave grain size ( $L_{MW}$ ) from the Hybrid Method (March 2014 to end of June 2014). (b) Melt duration for the 2013-2014 melt season from the Hybrid Method. (c) Total threshold exceedance, or the integral between the Hybrid Method's dynamic threshold and AMSR-2 observations for the 2013-2014 melt season. (d) Scatter plot of melt duration and microwave grain size ( $L_{MW}$ ). (e) Scatter plot of total threshold exceedance and microwave grain size ( $L_{MW}$ ).**

**Formatted:** Space After: 10 pt, Line spacing: 1.5 lines, Don't adjust space between Latin and Asian text, Don't adjust space between Asian text and numbers

**Deleted:** 2018.



**Figure 9: Correlation length for all sites colored by the percentage of the days in the time series that are assigned melt using (a) the 18H AMSR-2 channel and (b) the 18V AMSR-2 channel.**

**Formatted:** Font: 10 pt

**Page 1: [1] Style Definition** Dattler, Marissa E. (GSFC-615.0)[UNIV OF MARYLAND COLLEGE PARK]  
1/18/24 2:20:00 PM

Comment Text: Font: 10 pt

**Page 1: [2] Style Definition** Dattler, Marissa E. (GSFC-615.0)[UNIV OF MARYLAND COLLEGE PARK]  
1/18/24 2:20:00 PM

Authors: English (UK), Justified

**Page 1: [3] Style Definition** Dattler, Marissa E. (GSFC-615.0)[UNIV OF MARYLAND COLLEGE PARK]  
1/18/24 2:20:00 PM

Correspondence: Font: 10 pt, English (UK), Justified

**Page 1: [4] Style Definition** Dattler, Marissa E. (GSFC-615.0)[UNIV OF MARYLAND COLLEGE PARK]  
1/18/24 2:20:00 PM

Footer: Font: 10 pt, English (UK), Justified

**Page 1: [5] Style Definition** Dattler, Marissa E. (GSFC-615.0)[UNIV OF MARYLAND COLLEGE PARK]  
1/18/24 2:20:00 PM

Caption: English (UK), Justified

**Page 1: [6] Style Definition** Dattler, Marissa E. (GSFC-615.0)[UNIV OF MARYLAND COLLEGE PARK]  
1/18/24 2:20:00 PM

Balloon Text: English (UK), Justified

**Page 1: [7] Style Definition** Dattler, Marissa E. (GSFC-615.0)[UNIV OF MARYLAND COLLEGE PARK]  
1/18/24 2:20:00 PM

Affiliation: Font: 10 pt, English (UK), Justified

**Page 1: [8] Style Definition** Dattler, Marissa E. (GSFC-615.0)[UNIV OF MARYLAND COLLEGE PARK]  
1/18/24 2:20:00 PM

Heading 3: Font: 10 pt, English (UK), Justified

**Page 1: [9] Style Definition** Dattler, Marissa E. (GSFC-615.0)[UNIV OF MARYLAND COLLEGE PARK]  
1/18/24 2:20:00 PM

Heading 2: Font: 10 pt, English (UK), Justified

**Page 1: [10] Style Definition** Dattler, Marissa E. (GSFC-615.0)[UNIV OF MARYLAND COLLEGE PARK]  
1/18/24 2:20:00 PM

Heading 1: Font: 10 pt, English (UK), Justified

**Page 1: [11] Style Definition** Dattler, Marissa E. (GSFC-615.0)[UNIVERSITY OF MARYLAND] 1/18/24  
2:20:00 PM

Normal: Font: 12 pt, English (US), Left, Line spacing: single

**Page 1: [12] Formatted** Dattler, Marissa E. (GSFC-615.0)[UNIVERSITY OF MARYLAND] 1/18/24 2:20:00  
PM

Line spacing: single

**Page 1: [13] Formatted** Dattler, Marissa E. (GSFC-615.0)[UNIVERSITY OF MARYLAND] 1/18/24 2:20:00  
PM

Font: 10 pt

**Page 1: [14] Formatted** Dattler, Marissa E. (GSFC-615.0)[UNIVERSITY OF MARYLAND] 1/18/24 2:20:00  
PM

Line spacing: 1.5 lines

**Page 1: [15] Formatted** Dattler, Marissa E. (GSFC-615.0)[UNIVERSITY OF MARYLAND] 1/18/24 2:20:00  
PM

Font: 10 pt

**Page 1: [16] Formatted PM**     **Dattler, Marissa E. (GSFC-615.0)[UNIVERSITY OF MARYLAND]**     **1/18/24 2:20:00**

Font: 10 pt

**Page 1: [17] Deleted PM**     **Dattler, Marissa E. (GSFC-615.0)[UNIVERSITY OF MARYLAND]**     **1/18/24 2:20:00**

**Page 1: [18] Formatted PM**     **Dattler, Marissa E. (GSFC-615.0)[UNIVERSITY OF MARYLAND]**     **1/18/24 2:20:00**

Font: 10 pt

**Page 1: [19] Formatted PM**     **Dattler, Marissa E. (GSFC-615.0)[UNIVERSITY OF MARYLAND]**     **1/18/24 2:20:00**

Font: 10 pt

**Page 1: [20] Formatted PM**     **Dattler, Marissa E. (GSFC-615.0)[UNIVERSITY OF MARYLAND]**     **1/18/24 2:20:00**

Font: 10 pt

**Page 1: [21] Formatted PM**     **Dattler, Marissa E. (GSFC-615.0)[UNIVERSITY OF MARYLAND]**     **1/18/24 2:20:00**

Font: 10 pt

**Page 1: [22] Deleted PM**     **Dattler, Marissa E. (GSFC-615.0)[UNIVERSITY OF MARYLAND]**     **1/18/24 2:20:00**

**Page 1: [23] Formatted PM**     **Dattler, Marissa E. (GSFC-615.0)[UNIVERSITY OF MARYLAND]**     **1/18/24 2:20:00**

Font: 10 pt

**Page 1: [23] Formatted PM**     **Dattler, Marissa E. (GSFC-615.0)[UNIVERSITY OF MARYLAND]**     **1/18/24 2:20:00**

Font: 10 pt

**Page 1: [24] Formatted PM**     **Dattler, Marissa E. (GSFC-615.0)[UNIVERSITY OF MARYLAND]**     **1/18/24 2:20:00**

Font: 10 pt

**Page 1: [25] Formatted PM**     **Dattler, Marissa E. (GSFC-615.0)[UNIVERSITY OF MARYLAND]**     **1/18/24 2:20:00**

Font: 10 pt

**Page 1: [26] Formatted PM**     **Dattler, Marissa E. (GSFC-615.0)[UNIVERSITY OF MARYLAND]**     **1/18/24 2:20:00**

Font: 10 pt

**Page 1: [27] Deleted PM**     **Dattler, Marissa E. (GSFC-615.0)[UNIVERSITY OF MARYLAND]**     **1/18/24 2:20:00**

**Page 1: [28] Formatted PM**     **Dattler, Marissa E. (GSFC-615.0)[UNIVERSITY OF MARYLAND]**     **1/18/24 2:20:00**

Font: 10 pt

**Page 1: [29] Deleted PM**     **Dattler, Marissa E. (GSFC-615.0)[UNIVERSITY OF MARYLAND]**     **1/18/24 2:20:00**

▼.....  
**Page 1: [30] Formatted PM**     **Dattler, Marissa E. (GSFC-615.0)[UNIVERSITY OF MARYLAND]**     **1/18/24 2:20:00**

Font: 10 pt

**Page 1: [31] Deleted PM**     **Dattler, Marissa E. (GSFC-615.0)[UNIVERSITY OF MARYLAND]**     **1/18/24 2:20:00**

▼.....  
**Page 1: [32] Formatted PM**     **Dattler, Marissa E. (GSFC-615.0)[UNIVERSITY OF MARYLAND]**     **1/18/24 2:20:00**

Font: 10 pt

**Page 1: [33] Formatted PM**     **Dattler, Marissa E. (GSFC-615.0)[UNIVERSITY OF MARYLAND]**     **1/18/24 2:20:00**

Font: 10 pt

**Page 1: [34] Formatted PM**     **Dattler, Marissa E. (GSFC-615.0)[UNIVERSITY OF MARYLAND]**     **1/18/24 2:20:00**

Font: 10 pt

**Page 1: [35] Formatted PM**     **Dattler, Marissa E. (GSFC-615.0)[UNIVERSITY OF MARYLAND]**     **1/18/24 2:20:00**

Font: 10 pt

**Page 1: [36] Formatted PM**     **Dattler, Marissa E. (GSFC-615.0)[UNIVERSITY OF MARYLAND]**     **1/18/24 2:20:00**

Font: 10 pt

**Page 1: [37] Formatted PM**     **Dattler, Marissa E. (GSFC-615.0)[UNIVERSITY OF MARYLAND]**     **1/18/24 2:20:00**

Font: 10 pt

**Page 1: [38] Formatted PM**     **Dattler, Marissa E. (GSFC-615.0)[UNIVERSITY OF MARYLAND]**     **1/18/24 2:20:00**

Font: 10 pt

**Page 1: [38] Formatted PM**     **Dattler, Marissa E. (GSFC-615.0)[UNIVERSITY OF MARYLAND]**     **1/18/24 2:20:00**

Font: 10 pt

**Page 1: [39] Formatted PM**     **Dattler, Marissa E. (GSFC-615.0)[UNIVERSITY OF MARYLAND]**     **1/18/24 2:20:00**

Font: 10 pt

**Page 1: [39] Formatted PM**     **Dattler, Marissa E. (GSFC-615.0)[UNIVERSITY OF MARYLAND]**     **1/18/24 2:20:00**

Font: 10 pt

**Page 1: [40] Formatted PM**     **Dattler, Marissa E. (GSFC-615.0)[UNIVERSITY OF MARYLAND]**     **1/18/24 2:20:00**

Font: 10 pt

**Page 1: [40] Formatted PM**     **Dattler, Marissa E. (GSFC-615.0)[UNIVERSITY OF MARYLAND]**     **1/18/24 2:20:00**

Font: 10 pt

**Page 1: [41] Formatted PM**     **Dattler, Marissa E. (GSFC-615.0)[UNIVERSITY OF MARYLAND]**     **1/18/24 2:20:00**

Font: 10 pt

**Page 1: [42] Formatted PM**     **Dattler, Marissa E. (GSFC-615.0)[UNIVERSITY OF MARYLAND]**     **1/18/24 2:20:00**

Font: 10 pt

**Page 1: [43] Formatted PM**     **Dattler, Marissa E. (GSFC-615.0)[UNIVERSITY OF MARYLAND]**     **1/18/24 2:20:00**

Font: 10 pt

**Page 1: [44] Formatted PM**     **Dattler, Marissa E. (GSFC-615.0)[UNIVERSITY OF MARYLAND]**     **1/18/24 2:20:00**

Font: 10 pt

**Page 1: [44] Formatted PM**     **Dattler, Marissa E. (GSFC-615.0)[UNIVERSITY OF MARYLAND]**     **1/18/24 2:20:00**

Font: 10 pt

**Page 2: [45] Formatted PM**     **Dattler, Marissa E. (GSFC-615.0)[UNIVERSITY OF MARYLAND]**     **1/18/24 2:20:00**

Font: 10 pt

**Page 2: [45] Formatted PM**     **Dattler, Marissa E. (GSFC-615.0)[UNIVERSITY OF MARYLAND]**     **1/18/24 2:20:00**

Font: 10 pt

**Page 2: [45] Formatted PM**     **Dattler, Marissa E. (GSFC-615.0)[UNIVERSITY OF MARYLAND]**     **1/18/24 2:20:00**

Font: 10 pt

**Page 2: [46] Formatted PM**     **Dattler, Marissa E. (GSFC-615.0)[UNIVERSITY OF MARYLAND]**     **1/18/24 2:20:00**

Font: 10 pt

**Page 2: [46] Formatted PM**     **Dattler, Marissa E. (GSFC-615.0)[UNIVERSITY OF MARYLAND]**     **1/18/24 2:20:00**

Font: 10 pt

**Page 2: [46] Formatted PM**     **Dattler, Marissa E. (GSFC-615.0)[UNIVERSITY OF MARYLAND]**     **1/18/24 2:20:00**

Font: 10 pt

**Page 2: [47] Commented [SP1]**     **Stevens, C Max (GSFC-6150)[UNIV OF MARYLAND COLLEGE PARK]**     **8/5/23 2:56:00 PM**

does it change for different years? Consider, "the threshold is temporally constant" or something like that.

**Page 2: [48] Formatted PM**     **Dattler, Marissa E. (GSFC-615.0)[UNIVERSITY OF MARYLAND]**     **1/18/24 2:20:00**

Font: 10 pt

**Page 2: [48] Formatted PM**     **Dattler, Marissa E. (GSFC-615.0)[UNIVERSITY OF MARYLAND]**     **1/18/24 2:20:00**

Font: 10 pt

**Page 2: [49] Commented [SP2]**     **Stevens, C Max (GSFC-6150)[UNIV OF MARYLAND COLLEGE PARK]**     **8/5/23 2:58:00 PM**

make sure to differentiate how this varies from brightness temperature. Actually, since your paper is about brightness temperature, you may want to give a more detailed definition of it.

**Page 2: [50] Formatted PM Dattler, Marissa E. (GSFC-615.0)[UNIVERSITY OF MARYLAND] 1/18/24 2:20:00**

Font: 10 pt

**Page 2: [51] Formatted PM Dattler, Marissa E. (GSFC-615.0)[UNIVERSITY OF MARYLAND] 1/18/24 2:20:00**

Line spacing: 1.5 lines

**Page 2: [52] Formatted PM Dattler, Marissa E. (GSFC-615.0)[UNIVERSITY OF MARYLAND] 1/18/24 2:20:00**

Font: 10 pt

**Page 2: [53] Formatted PM Dattler, Marissa E. (GSFC-615.0)[UNIVERSITY OF MARYLAND] 1/18/24 2:20:00**

Font: 10 pt

**Page 2: [54] Formatted PM Dattler, Marissa E. (GSFC-615.0)[UNIVERSITY OF MARYLAND] 1/18/24 2:20:00**

Font: 10 pt

**Page 2: [55] Formatted PM Dattler, Marissa E. (GSFC-615.0)[UNIVERSITY OF MARYLAND] 1/18/24 2:20:00**

Font: 10 pt

**Page 2: [55] Formatted PM Dattler, Marissa E. (GSFC-615.0)[UNIVERSITY OF MARYLAND] 1/18/24 2:20:00**

Font: 10 pt

**Page 2: [56] Formatted PM Dattler, Marissa E. (GSFC-615.0)[UNIVERSITY OF MARYLAND] 1/18/24 2:20:00**

Font: 10 pt

**Page 2: [57] Formatted PM Dattler, Marissa E. (GSFC-615.0)[UNIVERSITY OF MARYLAND] 1/18/24 2:20:00**

Font: 10 pt

**Page 2: [58] Formatted PM Dattler, Marissa E. (GSFC-615.0)[UNIVERSITY OF MARYLAND] 1/18/24 2:20:00**

Font: 10 pt

**Page 2: [58] Formatted PM Dattler, Marissa E. (GSFC-615.0)[UNIVERSITY OF MARYLAND] 1/18/24 2:20:00**

Font: 10 pt

**Page 2: [58] Formatted PM Dattler, Marissa E. (GSFC-615.0)[UNIVERSITY OF MARYLAND] 1/18/24 2:20:00**

Font: 10 pt

**Page 2: [59] Formatted PM Dattler, Marissa E. (GSFC-615.0)[UNIVERSITY OF MARYLAND] 1/18/24 2:20:00**

Font: 10 pt

**Page 2: [60] Formatted PM Dattler, Marissa E. (GSFC-615.0)[UNIVERSITY OF MARYLAND] 1/18/24 2:20:00**

Font: 10 pt

**Page 2: [60] Formatted PM Dattler, Marissa E. (GSFC-615.0)[UNIVERSITY OF MARYLAND] 1/18/24 2:20:00**

Font: 10 pt



**Page 2: [61] Formatted PM** Dattler, Marissa E. (GSFC-615.0)[UNIVERSITY OF MARYLAND] 1/18/24 2:20:00

Font: 10 pt

**Page 2: [62] Commented [SP3] 3:01:00 PM** Stevens, C Max (GSFC-6150)[UNIV OF MARYLAND COLLEGE PARK] 8/5/23

this is a bit repetitive of the previous sentence.

**Page 2: [63] Formatted PM** Dattler, Marissa E. (GSFC-615.0)[UNIVERSITY OF MARYLAND] 1/18/24 2:20:00

Font: 10 pt

**Page 2: [64] Formatted PM** Dattler, Marissa E. (GSFC-615.0)[UNIVERSITY OF MARYLAND] 1/18/24 2:20:00

Font: 10 pt

**Page 2: [64] Formatted PM** Dattler, Marissa E. (GSFC-615.0)[UNIVERSITY OF MARYLAND] 1/18/24 2:20:00

Font: 10 pt

**Page 2: [65] Commented [BM4]** Medley, Brooke {she,her} (GSFC-6100) 1/17/24 2:19:00 PM

Did you want to add "because density is simulated by the CFM." Up to you.

**Page 2: [66] Formatted PM** Dattler, Marissa E. (GSFC-615.0)[UNIVERSITY OF MARYLAND] 1/18/24 2:20:00

Font: 10 pt

**Page 2: [67] Formatted PM** Dattler, Marissa E. (GSFC-615.0)[UNIVERSITY OF MARYLAND] 1/18/24 2:20:00

Font: 10 pt

**Page 2: [68] Commented [SP5] 3:04:00 PM** Stevens, C Max (GSFC-6150)[UNIV OF MARYLAND COLLEGE PARK] 8/5/23

"mark it as a melt day"? or "consider it to be a melt day"?

**Page 2: [69] Formatted PM** Dattler, Marissa E. (GSFC-615.0)[UNIVERSITY OF MARYLAND] 1/18/24 2:20:00

Font: 10 pt

**Page 2: [70] Formatted PM** Dattler, Marissa E. (GSFC-615.0)[UNIVERSITY OF MARYLAND] 1/18/24 2:20:00

Font: 10 pt

**Page 2: [71] Formatted PM** Dattler, Marissa E. (GSFC-615.0)[UNIVERSITY OF MARYLAND] 1/18/24 2:20:00

Font: 10 pt

**Page 2: [71] Formatted PM** Dattler, Marissa E. (GSFC-615.0)[UNIVERSITY OF MARYLAND] 1/18/24 2:20:00

Font: 10 pt

**Page 2: [72] Formatted PM** Dattler, Marissa E. (GSFC-615.0)[UNIVERSITY OF MARYLAND] 1/18/24 2:20:00

Font: 10 pt

**Page 2: [72] Formatted PM** Dattler, Marissa E. (GSFC-615.0)[UNIVERSITY OF MARYLAND] 1/18/24 2:20:00

Font: 10 pt

**Page 2: [73] Formatted PM** Dattler, Marissa E. (GSFC-615.0)[UNIVERSITY OF MARYLAND] 1/18/24 2:20:00

Font: 10 pt

<b>Page 3: [74] Formatted PM</b>	<b>Dattler, Marissa E. (GSFC-615.0)[UNIVERSITY OF MARYLAND]</b>	<b>1/18/24 2:20:00</b>
----------------------------------	---	------------------------

Font: 10 pt

<b>Page 3: [75] Formatted PM</b>	<b>Dattler, Marissa E. (GSFC-615.0)[UNIVERSITY OF MARYLAND]</b>	<b>1/18/24 2:20:00</b>
----------------------------------	---	------------------------

Font: 10 pt

<b>Page 3: [76] Formatted PM</b>	<b>Dattler, Marissa E. (GSFC-615.0)[UNIVERSITY OF MARYLAND]</b>	<b>1/18/24 2:20:00</b>
----------------------------------	---	------------------------

Font: 10 pt

<b>Page 3: [77] Formatted PM</b>	<b>Dattler, Marissa E. (GSFC-615.0)[UNIVERSITY OF MARYLAND]</b>	<b>1/18/24 2:20:00</b>
----------------------------------	---	------------------------

Font: 10 pt

<b>Page 3: [77] Formatted PM</b>	<b>Dattler, Marissa E. (GSFC-615.0)[UNIVERSITY OF MARYLAND]</b>	<b>1/18/24 2:20:00</b>
----------------------------------	---	------------------------

Font: 10 pt

<b>Page 3: [78] Formatted PM</b>	<b>Dattler, Marissa E. (GSFC-615.0)[UNIVERSITY OF MARYLAND]</b>	<b>1/18/24 2:20:00</b>
----------------------------------	---	------------------------

Font: 10 pt

<b>Page 3: [79] Formatted PM</b>	<b>Dattler, Marissa E. (GSFC-615.0)[UNIVERSITY OF MARYLAND]</b>	<b>1/18/24 2:20:00</b>
----------------------------------	---	------------------------

Font: 10 pt

<b>Page 3: [80] Formatted PM</b>	<b>Dattler, Marissa E. (GSFC-615.0)[UNIVERSITY OF MARYLAND]</b>	<b>1/18/24 2:20:00</b>
----------------------------------	---	------------------------

Font: 10 pt

<b>Page 3: [81] Formatted PM</b>	<b>Dattler, Marissa E. (GSFC-615.0)[UNIVERSITY OF MARYLAND]</b>	<b>1/18/24 2:20:00</b>
----------------------------------	---	------------------------

Font: 10 pt

<b>Page 3: [82] Formatted PM</b>	<b>Dattler, Marissa E. (GSFC-615.0)[UNIVERSITY OF MARYLAND]</b>	<b>1/18/24 2:20:00</b>
----------------------------------	---	------------------------

Font: 10 pt

<b>Page 3: [83] Formatted PM</b>	<b>Dattler, Marissa E. (GSFC-615.0)[UNIVERSITY OF MARYLAND]</b>	<b>1/18/24 2:20:00</b>
----------------------------------	---	------------------------

Font: 10 pt

<b>Page 3: [83] Formatted PM</b>	<b>Dattler, Marissa E. (GSFC-615.0)[UNIVERSITY OF MARYLAND]</b>	<b>1/18/24 2:20:00</b>
----------------------------------	---	------------------------

Font: 10 pt

<b>Page 3: [84] Formatted PM</b>	<b>Dattler, Marissa E. (GSFC-615.0)[UNIVERSITY OF MARYLAND]</b>	<b>1/18/24 2:20:00</b>
----------------------------------	---	------------------------

Font: 10 pt

<b>Page 3: [85] Formatted PM</b>	<b>Dattler, Marissa E. (GSFC-615.0)[UNIVERSITY OF MARYLAND]</b>	<b>1/18/24 2:20:00</b>
----------------------------------	---	------------------------

Font: 10 pt

<b>Page 3: [86] Formatted PM</b>	<b>Dattler, Marissa E. (GSFC-615.0)[UNIVERSITY OF MARYLAND]</b>	<b>1/18/24 2:20:00</b>
----------------------------------	---	------------------------

Font: 10 pt

<b>Page 3: [87] Deleted PM</b>	<b>Dattler, Marissa E. (GSFC-615.0)[UNIVERSITY OF MARYLAND]</b>	<b>1/18/24 2:20:00</b>
--------------------------------	---	------------------------

▼

<b>Page 3: [88] Formatted PM</b>	<b>Dattler, Marissa E. (GSFC-615.0)[UNIVERSITY OF MARYLAND]</b>	<b>1/18/24 2:20:00</b>
----------------------------------	---	------------------------

Font: 10 pt

<b>Page 3: [89] Formatted PM</b>	<b>Dattler, Marissa E. (GSFC-615.0)[UNIVERSITY OF MARYLAND]</b>	<b>1/18/24 2:20:00</b>
----------------------------------	---	------------------------

Font: 10 pt

<b>Page 3: [90] Formatted PM</b>	<b>Dattler, Marissa E. (GSFC-615.0)[UNIVERSITY OF MARYLAND]</b>	<b>1/18/24 2:20:00</b>
----------------------------------	---	------------------------

Font: 10 pt

<b>Page 3: [91] Deleted PM</b>	<b>Dattler, Marissa E. (GSFC-615.0)[UNIVERSITY OF MARYLAND]</b>	<b>1/18/24 2:20:00</b>
--------------------------------	---	------------------------

▼

<b>Page 3: [92] Formatted PM</b>	<b>Dattler, Marissa E. (GSFC-615.0)[UNIVERSITY OF MARYLAND]</b>	<b>1/18/24 2:20:00</b>
----------------------------------	---	------------------------

Font: 10 pt

<b>Page 3: [93] Formatted PM</b>	<b>Dattler, Marissa E. (GSFC-615.0)[UNIVERSITY OF MARYLAND]</b>	<b>1/18/24 2:20:00</b>
----------------------------------	---	------------------------

Font: 10 pt

<b>Page 3: [93] Formatted PM</b>	<b>Dattler, Marissa E. (GSFC-615.0)[UNIVERSITY OF MARYLAND]</b>	<b>1/18/24 2:20:00</b>
----------------------------------	---	------------------------

Font: 10 pt

<b>Page 3: [94] Formatted PM</b>	<b>Dattler, Marissa E. (GSFC-615.0)[UNIVERSITY OF MARYLAND]</b>	<b>1/18/24 2:20:00</b>
----------------------------------	---	------------------------

Font: 10 pt

<b>Page 3: [94] Formatted PM</b>	<b>Dattler, Marissa E. (GSFC-615.0)[UNIVERSITY OF MARYLAND]</b>	<b>1/18/24 2:20:00</b>
----------------------------------	---	------------------------

Font: 10 pt

<b>Page 3: [95] Formatted PM</b>	<b>Dattler, Marissa E. (GSFC-615.0)[UNIVERSITY OF MARYLAND]</b>	<b>1/18/24 2:20:00</b>
----------------------------------	---	------------------------

Font: 10 pt

<b>Page 3: [96] Deleted PM</b>	<b>Dattler, Marissa E. (GSFC-615.0)[UNIVERSITY OF MARYLAND]</b>	<b>1/18/24 2:20:00</b>
--------------------------------	---	------------------------

▼

<b>Page 3: [97] Formatted PM</b>	<b>Dattler, Marissa E. (GSFC-615.0)[UNIVERSITY OF MARYLAND]</b>	<b>1/18/24 2:20:00</b>
----------------------------------	---	------------------------

Font: 10 pt

<b>Page 3: [98] Formatted PM</b>	<b>Dattler, Marissa E. (GSFC-615.0)[UNIVERSITY OF MARYLAND]</b>	<b>1/18/24 2:20:00</b>
----------------------------------	---	------------------------

Font: 10 pt

**Page 3: [99] Formatted PM Dattler, Marissa E. (GSFC-615.0)[UNIVERSITY OF MARYLAND] 1/18/24 2:20:00**

Font: 10 pt

**Page 3: [100] Formatted PM Dattler, Marissa E. (GSFC-615.0)[UNIVERSITY OF MARYLAND] 1/18/24 2:20:00**

Font: 10 pt

**Page 3: [100] Formatted PM Dattler, Marissa E. (GSFC-615.0)[UNIVERSITY OF MARYLAND] 1/18/24 2:20:00**

Font: 10 pt

**Page 4: [101] Formatted PM Dattler, Marissa E. (GSFC-615.0)[UNIVERSITY OF MARYLAND] 1/18/24 2:20:00**

Font: 10 pt

**Page 4: [102] Formatted PM Dattler, Marissa E. (GSFC-615.0)[UNIVERSITY OF MARYLAND] 1/18/24 2:20:00**

Font: 10 pt

**Page 4: [103] Formatted PM Dattler, Marissa E. (GSFC-615.0)[UNIVERSITY OF MARYLAND] 1/18/24 2:20:00**

Font: 10 pt

**Page 4: [104] Deleted PM Dattler, Marissa E. (GSFC-615.0)[UNIVERSITY OF MARYLAND] 1/18/24 2:20:00**

▼ .....

**Page 4: [105] Formatted PM Dattler, Marissa E. (GSFC-615.0)[UNIVERSITY OF MARYLAND] 1/18/24 2:20:00**

Font: 10 pt

**Page 4: [106] Formatted PM Dattler, Marissa E. (GSFC-615.0)[UNIVERSITY OF MARYLAND] 1/18/24 2:20:00**

Font: 10 pt

**Page 4: [107] Formatted PM Dattler, Marissa E. (GSFC-615.0)[UNIVERSITY OF MARYLAND] 1/18/24 2:20:00**

Font: 10 pt

**Page 4: [108] Formatted PM Dattler, Marissa E. (GSFC-615.0)[UNIVERSITY OF MARYLAND] 1/18/24 2:20:00**

Font: 10 pt

**Page 4: [109] Formatted PM Dattler, Marissa E. (GSFC-615.0)[UNIVERSITY OF MARYLAND] 1/18/24 2:20:00**

Font: 10 pt

**Page 4: [110] Formatted PM Dattler, Marissa E. (GSFC-615.0)[UNIVERSITY OF MARYLAND] 1/18/24 2:20:00**

Font: 10 pt

**Page 4: [111] Formatted PM Dattler, Marissa E. (GSFC-615.0)[UNIVERSITY OF MARYLAND] 1/18/24 2:20:00**

Font: 10 pt

**Page 4: [112] Formatted PM Dattler, Marissa E. (GSFC-615.0)[UNIVERSITY OF MARYLAND] 1/18/24 2:20:00**

Font: 10 pt

**Page 4: [113] Formatted PM Dattler, Marissa E. (GSFC-615.0)[UNIVERSITY OF MARYLAND] 1/18/24 2:20:00**

Font: 10 pt

**Page 4: [114] Formatted PM Dattler, Marissa E. (GSFC-615.0)[UNIVERSITY OF MARYLAND] 1/18/24 2:20:00**

Font: 10 pt

**Page 4: [115] Formatted PM Dattler, Marissa E. (GSFC-615.0)[UNIVERSITY OF MARYLAND] 1/18/24 2:20:00**

Font: 10 pt

**Page 4: [116] Formatted PM Dattler, Marissa E. (GSFC-615.0)[UNIVERSITY OF MARYLAND] 1/18/24 2:20:00**

Line spacing: 1.5 lines

**Page 4: [117] Formatted PM Dattler, Marissa E. (GSFC-615.0)[UNIVERSITY OF MARYLAND] 1/18/24 2:20:00**

Font: 10 pt

**Page 4: [118] Formatted PM Dattler, Marissa E. (GSFC-615.0)[UNIVERSITY OF MARYLAND] 1/18/24 2:20:00**

Font: 10 pt

**Page 6: [119] Formatted PM Dattler, Marissa E. (GSFC-615.0)[UNIVERSITY OF MARYLAND] 1/18/24 2:20:00**

Font: 10 pt

**Page 6: [120] Commented [SP11] Stevens, C Max (GSFC-6150)[UNIV OF MARYLAND COLLEGE PARK] 8/5/23 3:43:00 PM**

feels here like you leave the reader hanging - you present a problem with the method, but then the next paragraph strays slightly and does not address how you are addressing that problem.

**Page 6: [121] Formatted PM Dattler, Marissa E. (GSFC-615.0)[UNIVERSITY OF MARYLAND] 1/18/24 2:20:00**

Font: 10 pt

**Page 6: [122] Formatted PM Dattler, Marissa E. (GSFC-615.0)[UNIVERSITY OF MARYLAND] 1/18/24 2:20:00**

Font: 10 pt

**Page 6: [123] Formatted PM Dattler, Marissa E. (GSFC-615.0)[UNIVERSITY OF MARYLAND] 1/18/24 2:20:00**

Font: 10 pt

**Page 6: [124] Formatted PM Dattler, Marissa E. (GSFC-615.0)[UNIVERSITY OF MARYLAND] 1/18/24 2:20:00**

Font: 10 pt

**Page 6: [125] Formatted PM Dattler, Marissa E. (GSFC-615.0)[UNIVERSITY OF MARYLAND] 1/18/24 2:20:00**

Font: 10 pt

**Page 6: [126] Deleted PM Dattler, Marissa E. (GSFC-615.0)[UNIVERSITY OF MARYLAND] 1/18/24 2:20:00**

▼

**Page 6: [127] Formatted PM Dattler, Marissa E. (GSFC-615.0)[UNIVERSITY OF MARYLAND] 1/18/24 2:20:00**

Font: 10 pt

**Page 6: [128] Formatted PM Dattler, Marissa E. (GSFC-615.0)[UNIVERSITY OF MARYLAND] 1/18/24 2:20:00**

Font: 10 pt

**Page 6: [129] Formatted PM Dattler, Marissa E. (GSFC-615.0)[UNIVERSITY OF MARYLAND] 1/18/24 2:20:00**

Font: 10 pt

**Page 6: [130] Formatted PM Dattler, Marissa E. (GSFC-615.0)[UNIVERSITY OF MARYLAND] 1/18/24 2:20:00**

Font: 10 pt

**Page 6: [131] Formatted PM Dattler, Marissa E. (GSFC-615.0)[UNIVERSITY OF MARYLAND] 1/18/24 2:20:00**

Font: 10 pt

**Page 6: [132] Formatted PM Dattler, Marissa E. (GSFC-615.0)[UNIVERSITY OF MARYLAND] 1/18/24 2:20:00**

Font: 10 pt

**Page 6: [133] Formatted PM Dattler, Marissa E. (GSFC-615.0)[UNIVERSITY OF MARYLAND] 1/18/24 2:20:00**

Font: 10 pt

**Page 6: [134] Formatted PM Dattler, Marissa E. (GSFC-615.0)[UNIVERSITY OF MARYLAND] 1/18/24 2:20:00**

Line spacing: 1.5 lines

**Page 6: [135] Formatted PM Dattler, Marissa E. (GSFC-615.0)[UNIVERSITY OF MARYLAND] 1/18/24 2:20:00**

Font: 10 pt

**Page 6: [136] Formatted PM Dattler, Marissa E. (GSFC-615.0)[UNIVERSITY OF MARYLAND] 1/18/24 2:20:00**

Line spacing: 1.5 lines

**Page 6: [137] Formatted PM Dattler, Marissa E. (GSFC-615.0)[UNIVERSITY OF MARYLAND] 1/18/24 2:20:00**

Font: 10 pt

**Page 6: [138] Formatted PM Dattler, Marissa E. (GSFC-615.0)[UNIVERSITY OF MARYLAND] 1/18/24 2:20:00**

Font: 10 pt

**Page 6: [139] Formatted PM Dattler, Marissa E. (GSFC-615.0)[UNIVERSITY OF MARYLAND] 1/18/24 2:20:00**

Font: 10 pt

**Page 6: [140] Formatted PM Dattler, Marissa E. (GSFC-615.0)[UNIVERSITY OF MARYLAND] 1/18/24 2:20:00**

Font: 10 pt

**Page 6: [141] Formatted PM Dattler, Marissa E. (GSFC-615.0)[UNIVERSITY OF MARYLAND] 1/18/24 2:20:00**

Font: 10 pt

**Page 6: [142] Deleted PM Dattler, Marissa E. (GSFC-615.0)[UNIVERSITY OF MARYLAND] 1/18/24 2:20:00**

**Page 6: [143] Commented [SP12] Stevens, C Max (GSFC-6150)[UNIV OF MARYLAND COLLEGE PARK] 8/5/23 3:46:00 PM**

following up on my previous comment - this paragraph is also pointing to the same problem more or less, so I think just a bit of restructuring of these two paragraphs will help clarify and make it flow a bit smoother.

**Page 6: [144] Formatted PM Dattler, Marissa E. (GSFC-615.0)[UNIVERSITY OF MARYLAND] 1/18/24 2:20:00**

Font: 10 pt

**Page 6: [145] Formatted PM Dattler, Marissa E. (GSFC-615.0)[UNIVERSITY OF MARYLAND] 1/18/24 2:20:00**

Font: 10 pt

**Page 6: [146] Formatted PM Dattler, Marissa E. (GSFC-615.0)[UNIVERSITY OF MARYLAND] 1/18/24 2:20:00**

Font: 10 pt

**Page 8: [147] Formatted PM Dattler, Marissa E. (GSFC-615.0)[UNIVERSITY OF MARYLAND] 1/18/24 2:20:00**

Font: 10 pt

**Page 8: [148] Formatted PM Dattler, Marissa E. (GSFC-615.0)[UNIVERSITY OF MARYLAND] 1/18/24 2:20:00**

Font: 10 pt

**Page 8: [149] Formatted PM Dattler, Marissa E. (GSFC-615.0)[UNIVERSITY OF MARYLAND] 1/18/24 2:20:00**

Font: 10 pt

**Page 8: [149] Formatted PM Dattler, Marissa E. (GSFC-615.0)[UNIVERSITY OF MARYLAND] 1/18/24 2:20:00**

Font: 10 pt

**Page 8: [150] Formatted PM Dattler, Marissa E. (GSFC-615.0)[UNIVERSITY OF MARYLAND] 1/18/24 2:20:00**

Font: 10 pt

**Page 8: [151] Formatted PM Dattler, Marissa E. (GSFC-615.0)[UNIVERSITY OF MARYLAND] 1/18/24 2:20:00**

Font: 10 pt

**Page 8: [152] Formatted PM Dattler, Marissa E. (GSFC-615.0)[UNIVERSITY OF MARYLAND] 1/18/24 2:20:00**

Font: 10 pt

**Page 8: [153] Formatted PM Dattler, Marissa E. (GSFC-615.0)[UNIVERSITY OF MARYLAND] 1/18/24 2:20:00**

Font: 10 pt

**Page 8: [154] Formatted PM Dattler, Marissa E. (GSFC-615.0)[UNIVERSITY OF MARYLAND] 1/18/24 2:20:00**

Font: 10 pt

**Page 8: [155] Formatted PM Dattler, Marissa E. (GSFC-615.0)[UNIVERSITY OF MARYLAND] 1/18/24 2:20:00**

Font: 10 pt

**Page 8: [156] Formatted PM Dattler, Marissa E. (GSFC-615.0)[UNIVERSITY OF MARYLAND] 1/18/24 2:20:00**

Font: 10 pt

**Page 8: [156] Formatted PM Dattler, Marissa E. (GSFC-615.0)[UNIVERSITY OF MARYLAND] 1/18/24 2:20:00**

Font: 10 pt

**Page 8: [157] Formatted PM Dattler, Marissa E. (GSFC-615.0)[UNIVERSITY OF MARYLAND] 1/18/24 2:20:00**

Font: 10 pt

**Page 8: [158] Formatted PM Dattler, Marissa E. (GSFC-615.0)[UNIVERSITY OF MARYLAND] 1/18/24 2:20:00**

Font: 10 pt

**Page 8: [159] Formatted PM Dattler, Marissa E. (GSFC-615.0)[UNIVERSITY OF MARYLAND] 1/18/24 2:20:00**

Font: 10 pt

**Page 8: [160] Deleted PM Dattler, Marissa E. (GSFC-615.0)[UNIVERSITY OF MARYLAND] 1/18/24 2:20:00**



**Page 8: [161] Formatted PM Dattler, Marissa E. (GSFC-615.0)[UNIVERSITY OF MARYLAND] 1/18/24 2:20:00**

Font: 10 pt

**Page 8: [162] Formatted PM Dattler, Marissa E. (GSFC-615.0)[UNIVERSITY OF MARYLAND] 1/18/24 2:20:00**

Font: 10 pt

**Page 8: [163] Formatted PM Dattler, Marissa E. (GSFC-615.0)[UNIVERSITY OF MARYLAND] 1/18/24 2:20:00**

Font: 10 pt

**Page 8: [164] Deleted PM Dattler, Marissa E. (GSFC-615.0)[UNIVERSITY OF MARYLAND] 1/18/24 2:20:00**



**Page 8: [165] Formatted PM Dattler, Marissa E. (GSFC-615.0)[UNIVERSITY OF MARYLAND] 1/18/24 2:20:00**

Font: 10 pt

**Page 8: [166] Formatted PM Dattler, Marissa E. (GSFC-615.0)[UNIVERSITY OF MARYLAND] 1/18/24 2:20:00**

Font: 10 pt

**Page 8: [167] Deleted PM Dattler, Marissa E. (GSFC-615.0)[UNIVERSITY OF MARYLAND] 1/18/24 2:20:00**



**Page 8: [168] Formatted PM Dattler, Marissa E. (GSFC-615.0)[UNIVERSITY OF MARYLAND] 1/18/24 2:20:00**

Font: 10 pt

**Page 8: [169] Deleted PM Dattler, Marissa E. (GSFC-615.0)[UNIVERSITY OF MARYLAND] 1/18/24 2:20:00**



▼

<b>Page 8: [170] Formatted PM</b>	<b>Dattler, Marissa E. (GSFC-615.0)[UNIVERSITY OF MARYLAND]</b>	<b>1/18/24 2:20:00</b>
-----------------------------------	---	------------------------

Font: 10 pt

<b>Page 8: [171] Formatted PM</b>	<b>Dattler, Marissa E. (GSFC-615.0)[UNIVERSITY OF MARYLAND]</b>	<b>1/18/24 2:20:00</b>
-----------------------------------	---	------------------------

Font: 10 pt

<b>Page 8: [172] Formatted PM</b>	<b>Dattler, Marissa E. (GSFC-615.0)[UNIVERSITY OF MARYLAND]</b>	<b>1/18/24 2:20:00</b>
-----------------------------------	---	------------------------

Font: 10 pt

<b>Page 8: [173] Deleted PM</b>	<b>Dattler, Marissa E. (GSFC-615.0)[UNIVERSITY OF MARYLAND]</b>	<b>1/18/24 2:20:00</b>
---------------------------------	---	------------------------

↓

<b>Page 8: [174] Formatted PM</b>	<b>Dattler, Marissa E. (GSFC-615.0)[UNIVERSITY OF MARYLAND]</b>	<b>1/18/24 2:20:00</b>
-----------------------------------	---	------------------------

Font: 10 pt

<b>Page 8: [175] Deleted PM</b>	<b>Dattler, Marissa E. (GSFC-615.0)[UNIVERSITY OF MARYLAND]</b>	<b>1/18/24 2:20:00</b>
---------------------------------	---	------------------------

↓

<b>Page 8: [176] Formatted PM</b>	<b>Dattler, Marissa E. (GSFC-615.0)[UNIVERSITY OF MARYLAND]</b>	<b>1/18/24 2:20:00</b>
-----------------------------------	---	------------------------

Font: 10 pt

<b>Page 8: [177] Formatted PM</b>	<b>Dattler, Marissa E. (GSFC-615.0)[UNIVERSITY OF MARYLAND]</b>	<b>1/18/24 2:20:00</b>
-----------------------------------	---	------------------------

Font: 10 pt

<b>Page 8: [178] Formatted PM</b>	<b>Dattler, Marissa E. (GSFC-615.0)[UNIVERSITY OF MARYLAND]</b>	<b>1/18/24 2:20:00</b>
-----------------------------------	---	------------------------

Font: 10 pt

<b>Page 8: [179] Formatted PM</b>	<b>Dattler, Marissa E. (GSFC-615.0)[UNIVERSITY OF MARYLAND]</b>	<b>1/18/24 2:20:00</b>
-----------------------------------	---	------------------------

Font: 10 pt

<b>Page 8: [180] Formatted PM</b>	<b>Dattler, Marissa E. (GSFC-615.0)[UNIVERSITY OF MARYLAND]</b>	<b>1/18/24 2:20:00</b>
-----------------------------------	---	------------------------

Font: 10 pt

<b>Page 8: [181] Formatted PM</b>	<b>Dattler, Marissa E. (GSFC-615.0)[UNIVERSITY OF MARYLAND]</b>	<b>1/18/24 2:20:00</b>
-----------------------------------	---	------------------------

Font: 10 pt

<b>Page 8: [182] Formatted PM</b>	<b>Dattler, Marissa E. (GSFC-615.0)[UNIVERSITY OF MARYLAND]</b>	<b>1/18/24 2:20:00</b>
-----------------------------------	---	------------------------

Font: 10 pt

<b>Page 8: [183] Formatted PM</b>	<b>Dattler, Marissa E. (GSFC-615.0)[UNIVERSITY OF MARYLAND]</b>	<b>1/18/24 2:20:00</b>
-----------------------------------	---	------------------------

Font: 10 pt

<b>Page 8: [184] Formatted PM</b>	<b>Dattler, Marissa E. (GSFC-615.0)[UNIVERSITY OF MARYLAND]</b>	<b>1/18/24 2:20:00</b>
-----------------------------------	---	------------------------

Font: 10 pt

**Page 8: [185] Formatted PM Dattler, Marissa E. (GSFC-615.0)[UNIVERSITY OF MARYLAND] 1/18/24 2:20:00**

Font: 10 pt

**Page 8: [186] Formatted PM Dattler, Marissa E. (GSFC-615.0)[UNIVERSITY OF MARYLAND] 1/18/24 2:20:00**

Font: 10 pt

**Page 9: [187] Formatted PM Dattler, Marissa E. (GSFC-615.0)[UNIVERSITY OF MARYLAND] 1/18/24 2:20:00**

Font: 10 pt

**Page 9: [188] Formatted PM Dattler, Marissa E. (GSFC-615.0)[UNIVERSITY OF MARYLAND] 1/18/24 2:20:00**

Font: 10 pt

**Page 9: [188] Formatted PM Dattler, Marissa E. (GSFC-615.0)[UNIVERSITY OF MARYLAND] 1/18/24 2:20:00**

Font: 10 pt

**Page 9: [189] Formatted PM Dattler, Marissa E. (GSFC-615.0)[UNIVERSITY OF MARYLAND] 1/18/24 2:20:00**

Line spacing: 1.5 lines

**Page 9: [190] Formatted PM Dattler, Marissa E. (GSFC-615.0)[UNIVERSITY OF MARYLAND] 1/18/24 2:20:00**

Font: 10 pt

**Page 9: [190] Formatted PM Dattler, Marissa E. (GSFC-615.0)[UNIVERSITY OF MARYLAND] 1/18/24 2:20:00**

Font: 10 pt

**Page 9: [191] Formatted PM Dattler, Marissa E. (GSFC-615.0)[UNIVERSITY OF MARYLAND] 1/18/24 2:20:00**

Font: 10 pt

**Page 9: [192] Formatted PM Dattler, Marissa E. (GSFC-615.0)[UNIVERSITY OF MARYLAND] 1/18/24 2:20:00**

Font: 10 pt

**Page 9: [193] Formatted PM Dattler, Marissa E. (GSFC-615.0)[UNIVERSITY OF MARYLAND] 1/18/24 2:20:00**

Font: 10 pt

**Page 9: [194] Formatted PM Dattler, Marissa E. (GSFC-615.0)[UNIVERSITY OF MARYLAND] 1/18/24 2:20:00**

Font: 10 pt

**Page 9: [195] Formatted PM Dattler, Marissa E. (GSFC-615.0)[UNIVERSITY OF MARYLAND] 1/18/24 2:20:00**

Font: 10 pt

**Page 9: [196] Formatted PM Dattler, Marissa E. (GSFC-615.0)[UNIVERSITY OF MARYLAND] 1/18/24 2:20:00**

Font: 10 pt

**Page 9: [197] Formatted PM Dattler, Marissa E. (GSFC-615.0)[UNIVERSITY OF MARYLAND] 1/18/24 2:20:00**

Font: 10 pt

**Page 9: [198] Formatted PM Dattler, Marissa E. (GSFC-615.0)[UNIVERSITY OF MARYLAND] 1/18/24 2:20:00**

Font: 10 pt

**Page 9: [199] Formatted PM Dattler, Marissa E. (GSFC-615.0)[UNIVERSITY OF MARYLAND] 1/18/24 2:20:00**

Font: 10 pt

**Page 9: [200] Formatted PM Dattler, Marissa E. (GSFC-615.0)[UNIVERSITY OF MARYLAND] 1/18/24 2:20:00**

Font: 10 pt, Bold, Font color: Auto

**Page 9: [201] Deleted PM Dattler, Marissa E. (GSFC-615.0)[UNIVERSITY OF MARYLAND] 1/18/24 2:20:00**

**Page 9: [202] Formatted PM Dattler, Marissa E. (GSFC-615.0)[UNIVERSITY OF MARYLAND] 1/18/24 2:20:00**

Font: 10 pt

**Page 9: [202] Formatted PM Dattler, Marissa E. (GSFC-615.0)[UNIVERSITY OF MARYLAND] 1/18/24 2:20:00**

Font: 10 pt

**Page 9: [203] Formatted PM Dattler, Marissa E. (GSFC-615.0)[UNIVERSITY OF MARYLAND] 1/18/24 2:20:00**

Font: 10 pt

**Page 9: [204] Formatted PM Dattler, Marissa E. (GSFC-615.0)[UNIVERSITY OF MARYLAND] 1/18/24 2:20:00**

Line spacing: 1.5 lines

**Page 9: [205] Formatted PM Dattler, Marissa E. (GSFC-615.0)[UNIVERSITY OF MARYLAND] 1/18/24 2:20:00**

Font: 10 pt

**Page 9: [206] Formatted PM Dattler, Marissa E. (GSFC-615.0)[UNIVERSITY OF MARYLAND] 1/18/24 2:20:00**

Font: 10 pt

**Page 9: [207] Formatted PM Dattler, Marissa E. (GSFC-615.0)[UNIVERSITY OF MARYLAND] 1/18/24 2:20:00**

Font: 10 pt

**Page 9: [208] Formatted PM Dattler, Marissa E. (GSFC-615.0)[UNIVERSITY OF MARYLAND] 1/18/24 2:20:00**

Font: 10 pt

**Page 9: [209] Formatted PM Dattler, Marissa E. (GSFC-615.0)[UNIVERSITY OF MARYLAND] 1/18/24 2:20:00**

Font: 10 pt

**Page 9: [210] Formatted PM Dattler, Marissa E. (GSFC-615.0)[UNIVERSITY OF MARYLAND] 1/18/24 2:20:00**

Font: 10 pt

**Page 9: [211] Formatted PM Dattler, Marissa E. (GSFC-615.0)[UNIVERSITY OF MARYLAND] 1/18/24 2:20:00**

Font: 10 pt

**Page 9: [212] Formatted PM Dattler, Marissa E. (GSFC-615.0)[UNIVERSITY OF MARYLAND] 1/18/24 2:20:00**

Font: 10 pt

**Page 9: [213] Formatted PM Dattler, Marissa E. (GSFC-615.0)[UNIVERSITY OF MARYLAND] 1/18/24 2:20:00**

Font: 10 pt

**Page 9: [214] Formatted PM Dattler, Marissa E. (GSFC-615.0)[UNIVERSITY OF MARYLAND] 1/18/24 2:20:00**

Font: 10 pt

**Page 9: [215] Formatted PM Dattler, Marissa E. (GSFC-615.0)[UNIVERSITY OF MARYLAND] 1/18/24 2:20:00**

Font: 10 pt

**Page 9: [216] Formatted PM Dattler, Marissa E. (GSFC-615.0)[UNIVERSITY OF MARYLAND] 1/18/24 2:20:00**

Font: 10 pt

**Page 10: [217] Formatted 2:20:00 PM Dattler, Marissa E. (GSFC-615.0)[UNIVERSITY OF MARYLAND] 1/18/24**

Font: 10 pt

**Page 10: [218] Formatted 2:20:00 PM Dattler, Marissa E. (GSFC-615.0)[UNIVERSITY OF MARYLAND] 1/18/24**

Font: 10 pt

**Page 10: [219] Formatted 2:20:00 PM Dattler, Marissa E. (GSFC-615.0)[UNIVERSITY OF MARYLAND] 1/18/24**

Font: 10 pt

**Page 10: [220] Formatted 2:20:00 PM Dattler, Marissa E. (GSFC-615.0)[UNIVERSITY OF MARYLAND] 1/18/24**

Font: 10 pt

**Page 10: [221] Deleted PM Dattler, Marissa E. (GSFC-615.0)[UNIVERSITY OF MARYLAND] 1/18/24 2:20:00**

▼

**Page 10: [222] Deleted PM Dattler, Marissa E. (GSFC-615.0)[UNIVERSITY OF MARYLAND] 1/18/24 2:20:00**

▼

**Page 10: [222] Deleted PM Dattler, Marissa E. (GSFC-615.0)[UNIVERSITY OF MARYLAND] 1/18/24 2:20:00**

▼

**Page 10: [223] Formatted 2:20:00 PM Dattler, Marissa E. (GSFC-615.0)[UNIVERSITY OF MARYLAND] 1/18/24**

Font: 10 pt

**Page 10: [224] Formatted 2:20:00 PM Dattler, Marissa E. (GSFC-615.0)[UNIVERSITY OF MARYLAND] 1/18/24**

Font: 10 pt

**Page 10: [224] Formatted 2:20:00 PM Dattler, Marissa E. (GSFC-615.0)[UNIVERSITY OF MARYLAND] 1/18/24**

Font: 10 pt

<b>Page 10: [225] Formatted 2:20:00 PM</b>	<b>Dattler, Marissa E. (GSFC-615.0)[UNIVERSITY OF MARYLAND]</b>	<b>1/18/24</b>
--	---	----------------

Font: 10 pt

<b>Page 10: [226] Formatted 2:20:00 PM</b>	<b>Dattler, Marissa E. (GSFC-615.0)[UNIVERSITY OF MARYLAND]</b>	<b>1/18/24</b>
--	---	----------------

Font: 10 pt

<b>Page 10: [226] Formatted 2:20:00 PM</b>	<b>Dattler, Marissa E. (GSFC-615.0)[UNIVERSITY OF MARYLAND]</b>	<b>1/18/24</b>
--	---	----------------

Font: 10 pt

<b>Page 10: [226] Formatted 2:20:00 PM</b>	<b>Dattler, Marissa E. (GSFC-615.0)[UNIVERSITY OF MARYLAND]</b>	<b>1/18/24</b>
--	---	----------------

Font: 10 pt

<b>Page 10: [227] Formatted 2:20:00 PM</b>	<b>Dattler, Marissa E. (GSFC-615.0)[UNIVERSITY OF MARYLAND]</b>	<b>1/18/24</b>
--	---	----------------

Font: 10 pt

<b>Page 10: [228] Deleted PM</b>	<b>Dattler, Marissa E. (GSFC-615.0)[UNIVERSITY OF MARYLAND]</b>	<b>1/18/24 2:20:00</b>
--------------------------------------	---	------------------------

▼

<b>Page 10: [229] Formatted 2:20:00 PM</b>	<b>Dattler, Marissa E. (GSFC-615.0)[UNIVERSITY OF MARYLAND]</b>	<b>1/18/24</b>
--	---	----------------

Font: 10 pt

<b>Page 10: [230] Formatted 2:20:00 PM</b>	<b>Dattler, Marissa E. (GSFC-615.0)[UNIVERSITY OF MARYLAND]</b>	<b>1/18/24</b>
--	---	----------------

Font: 10 pt

<b>Page 10: [231] Formatted 2:20:00 PM</b>	<b>Dattler, Marissa E. (GSFC-615.0)[UNIVERSITY OF MARYLAND]</b>	<b>1/18/24</b>
--	---	----------------

Font: 10 pt

<b>Page 10: [232] Formatted 2:20:00 PM</b>	<b>Dattler, Marissa E. (GSFC-615.0)[UNIVERSITY OF MARYLAND]</b>	<b>1/18/24</b>
--	---	----------------

Font: 10 pt

<b>Page 10: [233] Formatted 2:20:00 PM</b>	<b>Dattler, Marissa E. (GSFC-615.0)[UNIVERSITY OF MARYLAND]</b>	<b>1/18/24</b>
--	---	----------------

Font: 10 pt

<b>Page 10: [234] Formatted 2:20:00 PM</b>	<b>Dattler, Marissa E. (GSFC-615.0)[UNIVERSITY OF MARYLAND]</b>	<b>1/18/24</b>
--	---	----------------

Font: 10 pt

<b>Page 10: [235] Formatted 2:20:00 PM</b>	<b>Dattler, Marissa E. (GSFC-615.0)[UNIVERSITY OF MARYLAND]</b>	<b>1/18/24</b>
--	---	----------------

Font: 10 pt

<b>Page 10: [236] Formatted 2:20:00 PM</b>	<b>Dattler, Marissa E. (GSFC-615.0)[UNIVERSITY OF MARYLAND]</b>	<b>1/18/24</b>
--	---	----------------

Font: 10 pt

<b>Page 10: [237] Formatted 2:20:00 PM</b>	<b>Dattler, Marissa E. (GSFC-615.0)[UNIVERSITY OF MARYLAND]</b>	<b>1/18/24</b>
--	---	----------------

Font: 10 pt

**Page 10: [238] Formatted**      **Dattler, Marissa E. (GSFC-615.0)[UNIVERSITY OF MARYLAND]**      **1/18/24**  
**2:20:00 PM**

Font: 10 pt

**Page 10: [239] Formatted**      **Dattler, Marissa E. (GSFC-615.0)[UNIVERSITY OF MARYLAND]**      **1/18/24**  
**2:20:00 PM**

Font: 10 pt

**Page 10: [240] Formatted**      **Dattler, Marissa E. (GSFC-615.0)[UNIVERSITY OF MARYLAND]**      **1/18/24**  
**2:20:00 PM**

Font: 10 pt

**Page 10: [241] Formatted**      **Dattler, Marissa E. (GSFC-615.0)[UNIVERSITY OF MARYLAND]**      **1/18/24**  
**2:20:00 PM**

Font: 10 pt

**Page 10: [242] Formatted**      **Dattler, Marissa E. (GSFC-615.0)[UNIVERSITY OF MARYLAND]**      **1/18/24**  
**2:20:00 PM**

Font: 10 pt

**Page 10: [243] Deleted**      **Dattler, Marissa E. (GSFC-615.0)[UNIVERSITY OF MARYLAND]**      **1/18/24 2:20:00**  
**PM**

▼

**Page 10: [244] Formatted**      **Dattler, Marissa E. (GSFC-615.0)[UNIVERSITY OF MARYLAND]**      **1/18/24**  
**2:20:00 PM**

Font: 10 pt

**Page 10: [245] Deleted**      **Dattler, Marissa E. (GSFC-615.0)[UNIVERSITY OF MARYLAND]**      **1/18/24 2:20:00**  
**PM**

▼

**Page 10: [246] Formatted**      **Dattler, Marissa E. (GSFC-615.0)[UNIVERSITY OF MARYLAND]**      **1/18/24**  
**2:20:00 PM**

Font: 10 pt, Font color: Black

**Page 10: [247] Deleted**      **Dattler, Marissa E. (GSFC-615.0)[UNIVERSITY OF MARYLAND]**      **1/18/24 2:20:00**  
**PM**

▼

**Page 10: [248] Formatted**      **Dattler, Marissa E. (GSFC-615.0)[UNIVERSITY OF MARYLAND]**      **1/18/24**  
**2:20:00 PM**

Font: 10 pt, Font color: Black

**Page 10: [249] Deleted**      **Dattler, Marissa E. (GSFC-615.0)[UNIVERSITY OF MARYLAND]**      **1/18/24 2:20:00**  
**PM**

▼

**Page 10: [250] Formatted**      **Dattler, Marissa E. (GSFC-615.0)[UNIVERSITY OF MARYLAND]**      **1/18/24**  
**2:20:00 PM**

Font: 10 pt

**Page 10: [251] Formatted**      **Dattler, Marissa E. (GSFC-615.0)[UNIVERSITY OF MARYLAND]**      **1/18/24**  
**2:20:00 PM**

Font: 10 pt

**Page 10: [252] Formatted 2:20:00 PM**      **Dattler, Marissa E. (GSFC-615.0)[UNIVERSITY OF MARYLAND]**      **1/18/24**

Font: 10 pt

**Page 10: [253] Formatted 2:20:00 PM**      **Dattler, Marissa E. (GSFC-615.0)[UNIVERSITY OF MARYLAND]**      **1/18/24**

Font: 10 pt

**Page 10: [254] Formatted 2:20:00 PM**      **Dattler, Marissa E. (GSFC-615.0)[UNIVERSITY OF MARYLAND]**      **1/18/24**

Font: 10 pt

**Page 10: [254] Formatted 2:20:00 PM**      **Dattler, Marissa E. (GSFC-615.0)[UNIVERSITY OF MARYLAND]**      **1/18/24**

Font: 10 pt

**Page 10: [255] Deleted PM**      **Dattler, Marissa E. (GSFC-615.0)[UNIVERSITY OF MARYLAND]**      **1/18/24 2:20:00**

▼.....  
**Page 10: [256] Formatted 2:20:00 PM**      **Dattler, Marissa E. (GSFC-615.0)[UNIVERSITY OF MARYLAND]**      **1/18/24**

Font: 10 pt

**Page 10: [257] Deleted PM**      **Dattler, Marissa E. (GSFC-615.0)[UNIVERSITY OF MARYLAND]**      **1/18/24 2:20:00**

▼.....  
**Page 10: [258] Formatted 2:20:00 PM**      **Dattler, Marissa E. (GSFC-615.0)[UNIVERSITY OF MARYLAND]**      **1/18/24**

Font: 10 pt, Bold, Font color: Black

**Page 10: [258] Formatted 2:20:00 PM**      **Dattler, Marissa E. (GSFC-615.0)[UNIVERSITY OF MARYLAND]**      **1/18/24**

Font: 10 pt, Bold, Font color: Black

**Page 10: [259] Formatted 2:20:00 PM**      **Dattler, Marissa E. (GSFC-615.0)[UNIVERSITY OF MARYLAND]**      **1/18/24**

Font: 10 pt

**Page 10: [260] Formatted 2:20:00 PM**      **Dattler, Marissa E. (GSFC-615.0)[UNIVERSITY OF MARYLAND]**      **1/18/24**

Font: 10 pt, Font color: Text 1

**Page 10: [260] Formatted 2:20:00 PM**      **Dattler, Marissa E. (GSFC-615.0)[UNIVERSITY OF MARYLAND]**      **1/18/24**

Font: 10 pt, Font color: Text 1

**Page 10: [261] Formatted 2:20:00 PM**      **Dattler, Marissa E. (GSFC-615.0)[UNIVERSITY OF MARYLAND]**      **1/18/24**

Font: 10 pt

**Page 10: [262] Formatted 2:20:00 PM**      **Dattler, Marissa E. (GSFC-615.0)[UNIVERSITY OF MARYLAND]**      **1/18/24**

Line spacing: 1.5 lines

**Page 10: [263] Formatted 2:20:00 PM**      **Dattler, Marissa E. (GSFC-615.0)[UNIVERSITY OF MARYLAND]**      **1/18/24**

Font: 10 pt

**Page 10: [264] Formatted**      **Dattler, Marissa E. (GSFC-615.0)[UNIVERSITY OF MARYLAND]**      **1/18/24**  
**2:20:00 PM**

Font: 10 pt

**Page 10: [265] Deleted**      **Dattler, Marissa E. (GSFC-615.0)[UNIVERSITY OF MARYLAND]**      **1/18/24 2:20:00**  
**PM**

**Page 10: [266] Formatted**      **Dattler, Marissa E. (GSFC-615.0)[UNIVERSITY OF MARYLAND]**      **1/18/24**  
**2:20:00 PM**

Font: 10 pt

**Page 10: [267] Commented [SP20]**      **Stevens, C Max (GSFC-6150)[UNIV OF MARYLAND COLLEGE PARK]**  
**8/5/23 5:04:00 PM**

this is a bit vague - there are days each year it exceeds, or something else?

**Page 10: [268] Formatted**      **Dattler, Marissa E. (GSFC-615.0)[UNIVERSITY OF MARYLAND]**      **1/18/24**  
**2:20:00 PM**

Font: 10 pt

**Page 10: [269] Formatted**      **Dattler, Marissa E. (GSFC-615.0)[UNIVERSITY OF MARYLAND]**      **1/18/24**  
**2:20:00 PM**

Font: 10 pt

**Page 10: [269] Formatted**      **Dattler, Marissa E. (GSFC-615.0)[UNIVERSITY OF MARYLAND]**      **1/18/24**  
**2:20:00 PM**

Font: 10 pt

**Page 10: [270] Formatted**      **Dattler, Marissa E. (GSFC-615.0)[UNIVERSITY OF MARYLAND]**      **1/18/24**  
**2:20:00 PM**

Font: 10 pt

**Page 10: [271] Formatted**      **Dattler, Marissa E. (GSFC-615.0)[UNIVERSITY OF MARYLAND]**      **1/18/24**  
**2:20:00 PM**

Font: 10 pt

**Page 10: [272] Formatted**      **Dattler, Marissa E. (GSFC-615.0)[UNIVERSITY OF MARYLAND]**      **1/18/24**  
**2:20:00 PM**

Font: 10 pt

**Page 10: [273] Formatted**      **Dattler, Marissa E. (GSFC-615.0)[UNIVERSITY OF MARYLAND]**      **1/18/24**  
**2:20:00 PM**

Font: 10 pt

**Page 10: [274] Formatted**      **Dattler, Marissa E. (GSFC-615.0)[UNIVERSITY OF MARYLAND]**      **1/18/24**  
**2:20:00 PM**

Font: 10 pt

**Page 10: [275] Formatted**      **Dattler, Marissa E. (GSFC-615.0)[UNIVERSITY OF MARYLAND]**      **1/18/24**  
**2:20:00 PM**

Font: 10 pt

**Page 10: [276] Formatted**      **Dattler, Marissa E. (GSFC-615.0)[UNIVERSITY OF MARYLAND]**      **1/18/24**  
**2:20:00 PM**

Font: 10 pt

**Page 10: [277] Formatted**      **Dattler, Marissa E. (GSFC-615.0)[UNIVERSITY OF MARYLAND]**      **1/18/24**  
**2:20:00 PM**



Font: 10 pt

<b>Page 10: [278] Formatted 2:20:00 PM</b>	<b>Dattler, Marissa E. (GSFC-615.0)[UNIVERSITY OF MARYLAND]</b>	<b>1/18/24</b>
--	---	----------------

Font: 10 pt

<b>Page 10: [279] Formatted 2:20:00 PM</b>	<b>Dattler, Marissa E. (GSFC-615.0)[UNIVERSITY OF MARYLAND]</b>	<b>1/18/24</b>
--	---	----------------

Font: 10 pt

<b>Page 10: [280] Formatted 2:20:00 PM</b>	<b>Dattler, Marissa E. (GSFC-615.0)[UNIVERSITY OF MARYLAND]</b>	<b>1/18/24</b>
--	---	----------------

Font: 10 pt

<b>Page 10: [281] Formatted 2:20:00 PM</b>	<b>Dattler, Marissa E. (GSFC-615.0)[UNIVERSITY OF MARYLAND]</b>	<b>1/18/24</b>
--	---	----------------

Font: 10 pt

<b>Page 11: [282] Formatted 2:20:00 PM</b>	<b>Dattler, Marissa E. (GSFC-615.0)[UNIVERSITY OF MARYLAND]</b>	<b>1/18/24</b>
--	---	----------------

Font: 10 pt

<b>Page 11: [283] Formatted 2:20:00 PM</b>	<b>Dattler, Marissa E. (GSFC-615.0)[UNIVERSITY OF MARYLAND]</b>	<b>1/18/24</b>
--	---	----------------

Font: 10 pt

<b>Page 11: [284] Formatted 2:20:00 PM</b>	<b>Dattler, Marissa E. (GSFC-615.0)[UNIVERSITY OF MARYLAND]</b>	<b>1/18/24</b>
--	---	----------------

Font: 10 pt

<b>Page 11: [285] Formatted 2:20:00 PM</b>	<b>Dattler, Marissa E. (GSFC-615.0)[UNIVERSITY OF MARYLAND]</b>	<b>1/18/24</b>
--	---	----------------

Font: 10 pt

<b>Page 11: [286] Formatted 2:20:00 PM</b>	<b>Dattler, Marissa E. (GSFC-615.0)[UNIVERSITY OF MARYLAND]</b>	<b>1/18/24</b>
--	---	----------------

Font: 10 pt

<b>Page 11: [286] Formatted 2:20:00 PM</b>	<b>Dattler, Marissa E. (GSFC-615.0)[UNIVERSITY OF MARYLAND]</b>	<b>1/18/24</b>
--	---	----------------

Font: 10 pt

<b>Page 11: [287] Formatted 2:20:00 PM</b>	<b>Dattler, Marissa E. (GSFC-615.0)[UNIVERSITY OF MARYLAND]</b>	<b>1/18/24</b>
--	---	----------------

Font: 10 pt

<b>Page 11: [288] Formatted 2:20:00 PM</b>	<b>Dattler, Marissa E. (GSFC-615.0)[UNIVERSITY OF MARYLAND]</b>	<b>1/18/24</b>
--	---	----------------

Font: 10 pt

<b>Page 11: [289] Formatted 2:20:00 PM</b>	<b>Dattler, Marissa E. (GSFC-615.0)[UNIVERSITY OF MARYLAND]</b>	<b>1/18/24</b>
--	---	----------------

Font: 10 pt

<b>Page 11: [290] Formatted 2:20:00 PM</b>	<b>Dattler, Marissa E. (GSFC-615.0)[UNIVERSITY OF MARYLAND]</b>	<b>1/18/24</b>
--	---	----------------

Font: 10 pt

<b>Page 11: [291] Formatted 2:20:00 PM</b>	<b>Dattler, Marissa E. (GSFC-615.0)[UNIVERSITY OF MARYLAND]</b>	<b>1/18/24</b>
--	---	----------------

Font: 10 pt

<b>Page 11: [292] Formatted 2:20:00 PM</b>	<b>Dattler, Marissa E. (GSFC-615.0)[UNIVERSITY OF MARYLAND]</b>	<b>1/18/24</b>
--	---	----------------

Font: 10 pt

<b>Page 11: [293] Formatted 2:20:00 PM</b>	<b>Dattler, Marissa E. (GSFC-615.0)[UNIVERSITY OF MARYLAND]</b>	<b>1/18/24</b>
--	---	----------------

Font: 10 pt

<b>Page 11: [294] Formatted 2:20:00 PM</b>	<b>Dattler, Marissa E. (GSFC-615.0)[UNIVERSITY OF MARYLAND]</b>	<b>1/18/24</b>
--	---	----------------

Font: 10 pt

<b>Page 11: [295] Formatted 2:20:00 PM</b>	<b>Dattler, Marissa E. (GSFC-615.0)[UNIVERSITY OF MARYLAND]</b>	<b>1/18/24</b>
--	---	----------------

Font: 10 pt

<b>Page 11: [296] Formatted 2:20:00 PM</b>	<b>Dattler, Marissa E. (GSFC-615.0)[UNIVERSITY OF MARYLAND]</b>	<b>1/18/24</b>
--	---	----------------

Font: 10 pt

<b>Page 11: [296] Formatted 2:20:00 PM</b>	<b>Dattler, Marissa E. (GSFC-615.0)[UNIVERSITY OF MARYLAND]</b>	<b>1/18/24</b>
--	---	----------------

Font: 10 pt

<b>Page 11: [297] Formatted 2:20:00 PM</b>	<b>Dattler, Marissa E. (GSFC-615.0)[UNIVERSITY OF MARYLAND]</b>	<b>1/18/24</b>
--	---	----------------

Font: 10 pt

<b>Page 11: [298] Formatted 2:20:00 PM</b>	<b>Dattler, Marissa E. (GSFC-615.0)[UNIVERSITY OF MARYLAND]</b>	<b>1/18/24</b>
--	---	----------------

Font: 10 pt

<b>Page 11: [299] Formatted 2:20:00 PM</b>	<b>Dattler, Marissa E. (GSFC-615.0)[UNIVERSITY OF MARYLAND]</b>	<b>1/18/24</b>
--	---	----------------

Font: 10 pt

<b>Page 11: [300] Formatted 2:20:00 PM</b>	<b>Dattler, Marissa E. (GSFC-615.0)[UNIVERSITY OF MARYLAND]</b>	<b>1/18/24</b>
--	---	----------------

Font: 10 pt

<b>Page 11: [301] Commented [SP22] 8/5/23 5:08:00 PM</b>	<b>Stevens, C Max (GSFC-6150)[UNIV OF MARYLAND COLLEGE PARK]</b>	
--	--	--

word choice - do you mean second best of the options?

<b>Page 11: [302] Formatted 2:20:00 PM</b>	<b>Dattler, Marissa E. (GSFC-615.0)[UNIVERSITY OF MARYLAND]</b>	<b>1/18/24</b>
--	---	----------------

Font: 10 pt

<b>Page 11: [303] Formatted 2:20:00 PM</b>	<b>Dattler, Marissa E. (GSFC-615.0)[UNIVERSITY OF MARYLAND]</b>	<b>1/18/24</b>
--	---	----------------

Font: 10 pt

<b>Page 11: [304] Formatted 2:20:00 PM</b>	<b>Dattler, Marissa E. (GSFC-615.0)[UNIVERSITY OF MARYLAND]</b>	<b>1/18/24</b>
--	---	----------------

Font: 10 pt

<b>Page 11: [304] Formatted 2:20:00 PM</b>	<b>Dattler, Marissa E. (GSFC-615.0)[UNIVERSITY OF MARYLAND]</b>	<b>1/18/24</b>
--	---	----------------

Font: 10 pt

Page 11: [305] Deleted Dattler, Marissa E. (GSFC-615.0)[UNIVERSITY OF MARYLAND] 1/18/24 2:20:00 PM

▼

Page 11: [306] Formatted Dattler, Marissa E. (GSFC-615.0)[UNIVERSITY OF MARYLAND] 1/18/24 2:20:00 PM

Font: 10 pt

Page 11: [307] Deleted Dattler, Marissa E. (GSFC-615.0)[UNIVERSITY OF MARYLAND] 1/18/24 2:20:00 PM

▼

Page 11: [308] Deleted Dattler, Marissa E. (GSFC-615.0)[UNIVERSITY OF MARYLAND] 1/18/24 2:20:00 PM

▼

Page 11: [308] Deleted Dattler, Marissa E. (GSFC-615.0)[UNIVERSITY OF MARYLAND] 1/18/24 2:20:00 PM

▼

Page 11: [308] Deleted Dattler, Marissa E. (GSFC-615.0)[UNIVERSITY OF MARYLAND] 1/18/24 2:20:00 PM

▼

Page 11: [308] Deleted Dattler, Marissa E. (GSFC-615.0)[UNIVERSITY OF MARYLAND] 1/18/24 2:20:00 PM

▼

Page 11: [308] Deleted Dattler, Marissa E. (GSFC-615.0)[UNIVERSITY OF MARYLAND] 1/18/24 2:20:00 PM

▼

Page 11: [308] Deleted Dattler, Marissa E. (GSFC-615.0)[UNIVERSITY OF MARYLAND] 1/18/24 2:20:00 PM

▼

Page 11: [309] Formatted Dattler, Marissa E. (GSFC-615.0)[UNIVERSITY OF MARYLAND] 1/18/24 2:20:00 PM

Font: 10 pt

Page 11: [310] Deleted Dattler, Marissa E. (GSFC-615.0)[UNIVERSITY OF MARYLAND] 1/18/24 2:20:00 PM

▼

Page 11: [310] Deleted Dattler, Marissa E. (GSFC-615.0)[UNIVERSITY OF MARYLAND] 1/18/24 2:20:00 PM

▼

Page 11: [310] Deleted Dattler, Marissa E. (GSFC-615.0)[UNIVERSITY OF MARYLAND] 1/18/24 2:20:00 PM

▼

**Page 11: [310] Deleted PM**      **Dattler, Marissa E. (GSFC-615.0)[UNIVERSITY OF MARYLAND]**      **1/18/24 2:20:00**

**Page 11: [310] Deleted PM**      **Dattler, Marissa E. (GSFC-615.0)[UNIVERSITY OF MARYLAND]**      **1/18/24 2:20:00**

**Page 11: [311] Formatted 2:20:00 PM**      **Dattler, Marissa E. (GSFC-615.0)[UNIVERSITY OF MARYLAND]**      **1/18/24**

Font: 10 pt, Font color: Black

**Page 11: [312] Formatted 2:20:00 PM**      **Dattler, Marissa E. (GSFC-615.0)[UNIVERSITY OF MARYLAND]**      **1/18/24**

Font: 10 pt, Font color: Black

**Page 11: [313] Formatted 2:20:00 PM**      **Dattler, Marissa E. (GSFC-615.0)[UNIVERSITY OF MARYLAND]**      **1/18/24**

Font: 10 pt, Bold, Font color: Black

**Page 11: [313] Formatted 2:20:00 PM**      **Dattler, Marissa E. (GSFC-615.0)[UNIVERSITY OF MARYLAND]**      **1/18/24**

Font: 10 pt, Bold, Font color: Black

**Page 11: [313] Formatted 2:20:00 PM**      **Dattler, Marissa E. (GSFC-615.0)[UNIVERSITY OF MARYLAND]**      **1/18/24**

Font: 10 pt, Bold, Font color: Black

**Page 11: [313] Formatted 2:20:00 PM**      **Dattler, Marissa E. (GSFC-615.0)[UNIVERSITY OF MARYLAND]**      **1/18/24**

Font: 10 pt, Bold, Font color: Black

**Page 11: [314] Deleted PM**      **Dattler, Marissa E. (GSFC-615.0)[UNIVERSITY OF MARYLAND]**      **1/18/24 2:20:00**

**Page 11: [315] Formatted 2:20:00 PM**      **Dattler, Marissa E. (GSFC-615.0)[UNIVERSITY OF MARYLAND]**      **1/18/24**

Font: 10 pt, Font color: Black

**Page 11: [316] Deleted PM**      **Dattler, Marissa E. (GSFC-615.0)[UNIVERSITY OF MARYLAND]**      **1/18/24 2:20:00**

**Page 11: [317] Formatted 2:20:00 PM**      **Dattler, Marissa E. (GSFC-615.0)[UNIVERSITY OF MARYLAND]**      **1/18/24**

Font: 10 pt, Font color: Black

**Page 11: [318] Deleted PM**      **Dattler, Marissa E. (GSFC-615.0)[UNIVERSITY OF MARYLAND]**      **1/18/24 2:20:00**

**Page 11: [319] Formatted 2:20:00 PM**      **Dattler, Marissa E. (GSFC-615.0)[UNIVERSITY OF MARYLAND]**      **1/18/24**

Font: 10 pt, Font color: Black

Page 11: [320] Deleted Dattler, Marissa E. (GSFC-615.0)[UNIVERSITY OF MARYLAND] 1/18/24 2:20:00 PM

Page 11: [321] Formatted Dattler, Marissa E. (GSFC-615.0)[UNIVERSITY OF MARYLAND] 1/18/24 2:20:00 PM

Font: 10 pt, Font color: Black

Page 11: [322] Deleted Dattler, Marissa E. (GSFC-615.0)[UNIVERSITY OF MARYLAND] 1/18/24 2:20:00 PM

Page 11: [323] Formatted Dattler, Marissa E. (GSFC-615.0)[UNIVERSITY OF MARYLAND] 1/18/24 2:20:00 PM

Font: 10 pt, Font color: Black

Page 11: [324] Formatted Dattler, Marissa E. (GSFC-615.0)[UNIVERSITY OF MARYLAND] 1/18/24 2:20:00 PM

Font: 10 pt, Font color: Black

Page 11: [325] Deleted Dattler, Marissa E. (GSFC-615.0)[UNIVERSITY OF MARYLAND] 1/18/24 2:20:00 PM

Page 11: [326] Formatted Dattler, Marissa E. (GSFC-615.0)[UNIVERSITY OF MARYLAND] 1/18/24 2:20:00 PM

Font: 10 pt, Underline

Page 11: [327] Formatted Dattler, Marissa E. (GSFC-615.0)[UNIVERSITY OF MARYLAND] 1/18/24 2:20:00 PM

Font: 10 pt

Page 11: [328] Formatted Dattler, Marissa E. (GSFC-615.0)[UNIVERSITY OF MARYLAND] 1/18/24 2:20:00 PM

Line spacing: 1.5 lines

Page 16: [329] Formatted Dattler, Marissa E. (GSFC-615.0)[UNIVERSITY OF MARYLAND] 1/18/24 2:20:00 PM

Font: 10 pt, Font color: Auto

Page 16: [330] Formatted Dattler, Marissa E. (GSFC-615.0)[UNIVERSITY OF MARYLAND] 1/18/24 2:20:00 PM

Font: 10 pt, Bold, Font color: Auto

Page 16: [331] Formatted Dattler, Marissa E. (GSFC-615.0)[UNIVERSITY OF MARYLAND] 1/18/24 2:20:00 PM

Line spacing: 1.5 lines

Page 16: [332] Deleted Dattler, Marissa E. (GSFC-615.0)[UNIVERSITY OF MARYLAND] 1/18/24 2:20:00 PM

Page 16: [333] Formatted Dattler, Marissa E. (GSFC-615.0)[UNIVERSITY OF MARYLAND] 1/18/24 2:20:00 PM

Font: 10 pt, Font color: Auto

**Page 16: [334] Deleted Dattler, Marissa E. (GSFC-615.0)[UNIVERSITY OF MARYLAND] 1/18/24 2:20:00 PM**

**Page 16: [335] Formatted Dattler, Marissa E. (GSFC-615.0)[UNIVERSITY OF MARYLAND] 1/18/24 2:20:00 PM**

Font: 10 pt, Font color: Auto

**Page 16: [336] Formatted Dattler, Marissa E. (GSFC-615.0)[UNIVERSITY OF MARYLAND] 1/18/24 2:20:00 PM**

Font: 10 pt, Font color: Auto

**Page 16: [337] Formatted Dattler, Marissa E. (GSFC-615.0)[UNIVERSITY OF MARYLAND] 1/18/24 2:20:00 PM**

Font: 10 pt, Font color: Auto

**Page 16: [338] Deleted Dattler, Marissa E. (GSFC-615.0)[UNIVERSITY OF MARYLAND] 1/18/24 2:20:00 PM**

**Page 16: [339] Formatted Dattler, Marissa E. (GSFC-615.0)[UNIVERSITY OF MARYLAND] 1/18/24 2:20:00 PM**

Font: 10 pt, Font color: Auto

**Page 16: [340] Deleted Dattler, Marissa E. (GSFC-615.0)[UNIVERSITY OF MARYLAND] 1/18/24 2:20:00 PM**

**Page 16: [341] Formatted Dattler, Marissa E. (GSFC-615.0)[UNIVERSITY OF MARYLAND] 1/18/24 2:20:00 PM**

Font: 10 pt, Font color: Auto

**Page 16: [341] Formatted Dattler, Marissa E. (GSFC-615.0)[UNIVERSITY OF MARYLAND] 1/18/24 2:20:00 PM**

Font: 10 pt, Font color: Auto

**Page 16: [341] Formatted Dattler, Marissa E. (GSFC-615.0)[UNIVERSITY OF MARYLAND] 1/18/24 2:20:00 PM**

Font: 10 pt, Font color: Auto

**Page 16: [341] Formatted Dattler, Marissa E. (GSFC-615.0)[UNIVERSITY OF MARYLAND] 1/18/24 2:20:00 PM**

Font: 10 pt, Font color: Auto

**Page 16: [342] Deleted Dattler, Marissa E. (GSFC-615.0)[UNIVERSITY OF MARYLAND] 1/18/24 2:20:00 PM**

**Page 16: [343] Formatted Dattler, Marissa E. (GSFC-615.0)[UNIVERSITY OF MARYLAND] 1/18/24 2:20:00 PM**

Font: 10 pt, Font color: Auto

**Page 16: [344] Deleted Dattler, Marissa E. (GSFC-615.0)[UNIVERSITY OF MARYLAND] 1/18/24 2:20:00 PM**

**Page 16: [345] Formatted 2:20:00 PM**      **Dattler, Marissa E. (GSFC-615.0)[UNIVERSITY OF MARYLAND]**      **1/18/24**

Font: 10 pt

**Page 16: [346] Formatted 2:20:00 PM**      **Dattler, Marissa E. (GSFC-615.0)[UNIVERSITY OF MARYLAND]**      **1/18/24**

Font: 10 pt

**Page 16: [347] Formatted 2:20:00 PM**      **Dattler, Marissa E. (GSFC-615.0)[UNIVERSITY OF MARYLAND]**      **1/18/24**

Font: 10 pt

**Page 16: [348] Formatted 2:20:00 PM**      **Dattler, Marissa E. (GSFC-615.0)[UNIVERSITY OF MARYLAND]**      **1/18/24**

Font: 10 pt

**Page 16: [349] Formatted 2:20:00 PM**      **Dattler, Marissa E. (GSFC-615.0)[UNIVERSITY OF MARYLAND]**      **1/18/24**

Font: 10 pt

**Page 16: [350] Formatted 2:20:00 PM**      **Dattler, Marissa E. (GSFC-615.0)[UNIVERSITY OF MARYLAND]**      **1/18/24**

Font: 10 pt

**Page 16: [351] Formatted 2:20:00 PM**      **Dattler, Marissa E. (GSFC-615.0)[UNIVERSITY OF MARYLAND]**      **1/18/24**

Font: 10 pt

**Page 16: [352] Formatted 2:20:00 PM**      **Dattler, Marissa E. (GSFC-615.0)[UNIVERSITY OF MARYLAND]**      **1/18/24**

Font: 10 pt

**Page 16: [353] Formatted 2:20:00 PM**      **Dattler, Marissa E. (GSFC-615.0)[UNIVERSITY OF MARYLAND]**      **1/18/24**

Font: 10 pt

**Page 16: [354] Formatted 2:20:00 PM**      **Dattler, Marissa E. (GSFC-615.0)[UNIVERSITY OF MARYLAND]**      **1/18/24**

Font: 10 pt

**Page 16: [354] Formatted 2:20:00 PM**      **Dattler, Marissa E. (GSFC-615.0)[UNIVERSITY OF MARYLAND]**      **1/18/24**

Font: 10 pt

**Page 16: [355] Formatted 2:20:00 PM**      **Dattler, Marissa E. (GSFC-615.0)[UNIVERSITY OF MARYLAND]**      **1/18/24**

Font: 10 pt

**Page 16: [356] Formatted 2:20:00 PM**      **Dattler, Marissa E. (GSFC-615.0)[UNIVERSITY OF MARYLAND]**      **1/18/24**

Font: 10 pt

**Page 16: [357] Formatted 2:20:00 PM**      **Dattler, Marissa E. (GSFC-615.0)[UNIVERSITY OF MARYLAND]**      **1/18/24**

Font: 10 pt

**Page 16: [358] Formatted 2:20:00 PM**      **Dattler, Marissa E. (GSFC-615.0)[UNIVERSITY OF MARYLAND]**      **1/18/24**

Font: 10 pt

**Page 16: [359] Formatted 2:20:00 PM**      **Dattler, Marissa E. (GSFC-615.0)[UNIVERSITY OF MARYLAND]**      **1/18/24**

Font: 10 pt

**Page 16: [360] Formatted 2:20:00 PM**      **Dattler, Marissa E. (GSFC-615.0)[UNIVERSITY OF MARYLAND]**      **1/18/24**

Font: 10 pt, Font color: Auto

**Page 16: [361] Formatted 2:20:00 PM**      **Dattler, Marissa E. (GSFC-615.0)[UNIVERSITY OF MARYLAND]**      **1/18/24**

Font: 10 pt, Font color: Auto

**Page 16: [362] Formatted 2:20:00 PM**      **Dattler, Marissa E. (GSFC-615.0)[UNIVERSITY OF MARYLAND]**      **1/18/24**

Font: 10 pt, Font color: Auto

**Page 16: [363] Formatted 2:20:00 PM**      **Dattler, Marissa E. (GSFC-615.0)[UNIVERSITY OF MARYLAND]**      **1/18/24**

Font: 10 pt, Font color: Auto

**Page 16: [364] Formatted 2:20:00 PM**      **Dattler, Marissa E. (GSFC-615.0)[UNIVERSITY OF MARYLAND]**      **1/18/24**

Font: 10 pt, Font color: Auto

**Page 16: [365] Formatted 2:20:00 PM**      **Dattler, Marissa E. (GSFC-615.0)[UNIVERSITY OF MARYLAND]**      **1/18/24**

Font: 10 pt, Font color: Auto

**Page 16: [366] Formatted 2:20:00 PM**      **Dattler, Marissa E. (GSFC-615.0)[UNIVERSITY OF MARYLAND]**      **1/18/24**

Font: 10 pt, Font color: Auto

**Page 16: [367] Formatted 2:20:00 PM**      **Dattler, Marissa E. (GSFC-615.0)[UNIVERSITY OF MARYLAND]**      **1/18/24**

Font: 10 pt, Font color: Auto

**Page 16: [368] Formatted 2:20:00 PM**      **Dattler, Marissa E. (GSFC-615.0)[UNIVERSITY OF MARYLAND]**      **1/18/24**

Font: 10 pt, Font color: Auto

**Page 26: [369] Formatted 2:20:00 PM**      **Dattler, Marissa E. (GSFC-615.0)[UNIVERSITY OF MARYLAND]**      **1/18/24**

Font: 10 pt

**Page 26: [370] Formatted 2:20:00 PM**      **Dattler, Marissa E. (GSFC-615.0)[UNIVERSITY OF MARYLAND]**      **1/18/24**

Font: 10 pt

**Page 26: [371] Formatted 2:20:00 PM**      **Dattler, Marissa E. (GSFC-615.0)[UNIVERSITY OF MARYLAND]**      **1/18/24**

Font: 10 pt

**Page 26: [372] Formatted 2:20:00 PM**      **Dattler, Marissa E. (GSFC-615.0)[UNIVERSITY OF MARYLAND]**      **1/18/24**

Font: 10 pt

**Page 26: [373] Formatted 2:20:00 PM**      **Dattler, Marissa E. (GSFC-615.0)[UNIVERSITY OF MARYLAND]**      **1/18/24**

Font: 10 pt



**Page 26: [374] Formatted 2:20:00 PM Dattler, Marissa E. (GSFC-615.0)[UNIVERSITY OF MARYLAND] 1/18/24**

Font: 10 pt

**Page 26: [375] Formatted 2:20:00 PM Dattler, Marissa E. (GSFC-615.0)[UNIVERSITY OF MARYLAND] 1/18/24**

Font: 10 pt

**Page 26: [376] Deleted PM Dattler, Marissa E. (GSFC-615.0)[UNIVERSITY OF MARYLAND] 1/18/24 2:20:00**

**Page 26: [377] Formatted 2:20:00 PM Dattler, Marissa E. (GSFC-615.0)[UNIVERSITY OF MARYLAND] 1/18/24**

Font: 10 pt

**Page 26: [378] Formatted 2:20:00 PM Dattler, Marissa E. (GSFC-615.0)[UNIVERSITY OF MARYLAND] 1/18/24**

Font: 10 pt

**Page 26: [379] Formatted 2:20:00 PM Dattler, Marissa E. (GSFC-615.0)[UNIVERSITY OF MARYLAND] 1/18/24**

Font: 10 pt

**Page 26: [379] Formatted 2:20:00 PM Dattler, Marissa E. (GSFC-615.0)[UNIVERSITY OF MARYLAND] 1/18/24**

Font: 10 pt

**Page 26: [380] Formatted 2:20:00 PM Dattler, Marissa E. (GSFC-615.0)[UNIVERSITY OF MARYLAND] 1/18/24**

Font: 10 pt

**Page 26: [381] Formatted 2:20:00 PM Dattler, Marissa E. (GSFC-615.0)[UNIVERSITY OF MARYLAND] 1/18/24**

Font: 10 pt

**Page 26: [382] Formatted 2:20:00 PM Dattler, Marissa E. (GSFC-615.0)[UNIVERSITY OF MARYLAND] 1/18/24**

Font: 10 pt

**Page 26: [383] Formatted 2:20:00 PM Dattler, Marissa E. (GSFC-615.0)[UNIVERSITY OF MARYLAND] 1/18/24**

Font: 10 pt

**Page 26: [384] Formatted 2:20:00 PM Dattler, Marissa E. (GSFC-615.0)[UNIVERSITY OF MARYLAND] 1/18/24**

Font: 10 pt

**Page 26: [385] Formatted 2:20:00 PM Dattler, Marissa E. (GSFC-615.0)[UNIVERSITY OF MARYLAND] 1/18/24**

Font: 10 pt

**Page 26: [386] Deleted PM Dattler, Marissa E. (GSFC-615.0)[UNIVERSITY OF MARYLAND] 1/18/24 2:20:00**

**Page 26: [387] Formatted 2:20:00 PM Dattler, Marissa E. (GSFC-615.0)[UNIVERSITY OF MARYLAND] 1/18/24**

Font: 10 pt

Page 26: [388] Deleted Dattler, Marissa E. (GSFC-615.0)[UNIVERSITY OF MARYLAND] 1/18/24 2:20:00 PM

Page 26: [389] Formatted Dattler, Marissa E. (GSFC-615.0)[UNIVERSITY OF MARYLAND] 1/18/24 2:20:00 PM

Font: 10 pt

Page 26: [390] Formatted Dattler, Marissa E. (GSFC-615.0)[UNIVERSITY OF MARYLAND] 1/18/24 2:20:00 PM

Font: 10 pt

Page 26: [391] Formatted Dattler, Marissa E. (GSFC-615.0)[UNIVERSITY OF MARYLAND] 1/18/24 2:20:00 PM

Font: 10 pt, Bold, Font color: Black

Page 26: [392] Formatted Dattler, Marissa E. (GSFC-615.0)[UNIVERSITY OF MARYLAND] 1/18/24 2:20:00 PM

Line spacing: 1.5 lines, Don't adjust space between Latin and Asian text, Don't adjust space between Asian text and numbers

Page 28: [393] Formatted Dattler, Marissa E. (GSFC-615.0)[UNIVERSITY OF MARYLAND] 1/18/24 2:20:00 PM

Font: 10 pt

Page 28: [393] Formatted Dattler, Marissa E. (GSFC-615.0)[UNIVERSITY OF MARYLAND] 1/18/24 2:20:00 PM

Font: 10 pt

Page 30: [394] Deleted Dattler, Marissa E. (GSFC-615.0)[UNIVERSITY OF MARYLAND] 1/18/24 2:20:00 PM

Page 31: [395] Formatted Dattler, Marissa E. (GSFC-615.0)[UNIVERSITY OF MARYLAND] 1/18/24 2:20:00 PM

Font: 10 pt

Page 31: [396] Formatted Dattler, Marissa E. (GSFC-615.0)[UNIVERSITY OF MARYLAND] 1/18/24 2:20:00 PM

Line spacing: 1.5 lines

Page 31: [397] Formatted Table Dattler, Marissa E. (GSFC-615.0)[UNIVERSITY OF MARYLAND]

Formatted Table

Page 31: [398] Formatted Dattler, Marissa E. (GSFC-615.0)[UNIVERSITY OF MARYLAND] 1/18/24 2:20:00 PM

Font: 10 pt, Not Bold

Page 31: [399] Formatted Dattler, Marissa E. (GSFC-615.0)[UNIVERSITY OF MARYLAND] 1/18/24 2:20:00 PM

Font: 10 pt

Page 31: [400] Formatted Dattler, Marissa E. (GSFC-615.0)[UNIVERSITY OF MARYLAND] 1/18/24 2:20:00 PM

Font: 10 pt

Page 31: [401] Formatted Dattler, Marissa E. (GSFC-615.0)[UNIV OF MARYLAND COLLEGE PARK] 1/18/24 2:20:00 PM

Left

**Page 31: [402] Formatted** Dattler, Marissa E. (GSFC-615.0)[UNIVERSITY OF MARYLAND] 1/18/24  
2:20:00 PM

Font: 10 pt

**Page 31: [403] Deleted** Dattler, Marissa E. (GSFC-615.0)[UNIVERSITY OF MARYLAND] 1/18/24 2:20:00  
PM

**Page 31: [404] Formatted** Dattler, Marissa E. (GSFC-615.0)[UNIVERSITY OF MARYLAND] 1/18/24  
2:20:00 PM

Font: 10 pt

**Page 31: [405] Deleted** Dattler, Marissa E. (GSFC-615.0)[UNIVERSITY OF MARYLAND] 1/18/24 2:20:00  
PM

**Page 31: [406] Deleted** Dattler, Marissa E. (GSFC-615.0)[UNIVERSITY OF MARYLAND] 1/18/24 2:20:00  
PM

**Page 31: [407] Formatted** Dattler, Marissa E. (GSFC-615.0)[UNIVERSITY OF MARYLAND] 1/18/24  
2:20:00 PM

Font: 10 pt

**Page 31: [408] Formatted** Dattler, Marissa E. (GSFC-615.0)[UNIV OF MARYLAND COLLEGE PARK]  
1/18/24 2:20:00 PM

Right

**Page 31: [409] Formatted** Dattler, Marissa E. (GSFC-615.0)[UNIVERSITY OF MARYLAND] 1/18/24  
2:20:00 PM

Font: 10 pt

**Page 31: [410] Formatted** Dattler, Marissa E. (GSFC-615.0)[UNIVERSITY OF MARYLAND] 1/18/24  
2:20:00 PM

Font: 10 pt

**Page 31: [411] Formatted** Dattler, Marissa E. (GSFC-615.0)[UNIVERSITY OF MARYLAND] 1/18/24  
2:20:00 PM

Font: 10 pt

**Page 31: [412] Formatted** Dattler, Marissa E. (GSFC-615.0)[UNIVERSITY OF MARYLAND] 1/18/24  
2:20:00 PM

Font: 10 pt

**Page 31: [413] Formatted** Dattler, Marissa E. (GSFC-615.0)[UNIVERSITY OF MARYLAND] 1/18/24  
2:20:00 PM

Font: 10 pt

**Page 31: [414] Formatted** Dattler, Marissa E. (GSFC-615.0)[UNIVERSITY OF MARYLAND] 1/18/24  
2:20:00 PM

Font: 10 pt, Font color: Auto

**Page 31: [414] Formatted** Dattler, Marissa E. (GSFC-615.0)[UNIVERSITY OF MARYLAND] 1/18/24  
2:20:00 PM

Font: 10 pt, Font color: Auto

**Page 31: [415] Formatted** Dattler, Marissa E. (GSFC-615.0)[UNIV OF MARYLAND COLLEGE PARK]  
1/18/24 2:20:00 PM

Right

**Page 31: [416] Formatted 2:20:00 PM**      **Dattler, Marissa E. (GSFC-615.0)[UNIVERSITY OF MARYLAND]**      **1/18/24**

Font: 10 pt

**Page 31: [417] Formatted 2:20:00 PM**      **Dattler, Marissa E. (GSFC-615.0)[UNIVERSITY OF MARYLAND]**      **1/18/24**

Font: 10 pt

**Page 31: [418] Formatted 2:20:00 PM**      **Dattler, Marissa E. (GSFC-615.0)[UNIVERSITY OF MARYLAND]**      **1/18/24**

Font: 10 pt

**Page 31: [419] Formatted 2:20:00 PM**      **Dattler, Marissa E. (GSFC-615.0)[UNIVERSITY OF MARYLAND]**      **1/18/24**

Font: 10 pt

**Page 31: [420] Formatted 2:20:00 PM**      **Dattler, Marissa E. (GSFC-615.0)[UNIVERSITY OF MARYLAND]**      **1/18/24**

Font: 10 pt

**Page 31: [421] Formatted 2:20:00 PM**      **Dattler, Marissa E. (GSFC-615.0)[UNIVERSITY OF MARYLAND]**      **1/18/24**

Font: 10 pt

**Page 31: [421] Formatted 2:20:00 PM**      **Dattler, Marissa E. (GSFC-615.0)[UNIVERSITY OF MARYLAND]**      **1/18/24**

Font: 10 pt

**Page 31: [422] Formatted 1/18/24 2:20:00 PM**      **Dattler, Marissa E. (GSFC-615.0)[UNIV OF MARYLAND COLLEGE PARK]**

Right

**Page 31: [423] Formatted 2:20:00 PM**      **Dattler, Marissa E. (GSFC-615.0)[UNIVERSITY OF MARYLAND]**      **1/18/24**

Font: 10 pt

**Page 31: [424] Formatted 2:20:00 PM**      **Dattler, Marissa E. (GSFC-615.0)[UNIVERSITY OF MARYLAND]**      **1/18/24**

Font: 10 pt

**Page 31: [425] Formatted 2:20:00 PM**      **Dattler, Marissa E. (GSFC-615.0)[UNIVERSITY OF MARYLAND]**      **1/18/24**

Font: 10 pt

**Page 31: [426] Formatted 2:20:00 PM**      **Dattler, Marissa E. (GSFC-615.0)[UNIVERSITY OF MARYLAND]**      **1/18/24**

Font: 10 pt

**Page 31: [427] Formatted 2:20:00 PM**      **Dattler, Marissa E. (GSFC-615.0)[UNIVERSITY OF MARYLAND]**      **1/18/24**

Font: 10 pt

**Page 31: [428] Formatted 2:20:00 PM**      **Dattler, Marissa E. (GSFC-615.0)[UNIVERSITY OF MARYLAND]**      **1/18/24**

Font: 10 pt, Bold

**Page 31: [429] Formatted 1/18/24 2:20:00 PM**      **Dattler, Marissa E. (GSFC-615.0)[UNIV OF MARYLAND COLLEGE PARK]**

Right

**Page 31: [430] Formatted 2:20:00 PM Dattler, Marissa E. (GSFC-615.0)[UNIVERSITY OF MARYLAND] 1/18/24**

Font: 10 pt

**Page 31: [431] Formatted 2:20:00 PM Dattler, Marissa E. (GSFC-615.0)[UNIVERSITY OF MARYLAND] 1/18/24**

Font: 10 pt

**Page 31: [432] Formatted 2:20:00 PM Dattler, Marissa E. (GSFC-615.0)[UNIVERSITY OF MARYLAND] 1/18/24**

Font: 10 pt

**Page 31: [433] Formatted 1/18/24 2:20:00 PM Dattler, Marissa E. (GSFC-615.0)[UNIV OF MARYLAND COLLEGE PARK]**

Right

**Page 31: [434] Formatted 2:20:00 PM Dattler, Marissa E. (GSFC-615.0)[UNIVERSITY OF MARYLAND] 1/18/24**

Font: 10 pt

**Page 31: [435] Formatted 2:20:00 PM Dattler, Marissa E. (GSFC-615.0)[UNIVERSITY OF MARYLAND] 1/18/24**

Font: 10 pt

**Page 31: [436] Formatted 2:20:00 PM Dattler, Marissa E. (GSFC-615.0)[UNIVERSITY OF MARYLAND] 1/18/24**

Font: 10 pt

**Page 31: [437] Formatted 2:20:00 PM Dattler, Marissa E. (GSFC-615.0)[UNIVERSITY OF MARYLAND] 1/18/24**

Font: 10 pt, Bold

**Page 31: [438] Formatted 1/18/24 2:20:00 PM Dattler, Marissa E. (GSFC-615.0)[UNIV OF MARYLAND COLLEGE PARK]**

Right

**Page 31: [439] Formatted 2:20:00 PM Dattler, Marissa E. (GSFC-615.0)[UNIVERSITY OF MARYLAND] 1/18/24**

Font: 10 pt

**Page 31: [440] Formatted 2:20:00 PM Dattler, Marissa E. (GSFC-615.0)[UNIVERSITY OF MARYLAND] 1/18/24**

Font: 10 pt

**Page 31: [441] Formatted 2:20:00 PM Dattler, Marissa E. (GSFC-615.0)[UNIVERSITY OF MARYLAND] 1/18/24**

Font: 10 pt

**Page 31: [442] Formatted 2:20:00 PM Dattler, Marissa E. (GSFC-615.0)[UNIVERSITY OF MARYLAND] 1/18/24**

Font: 10 pt

**Page 31: [443] Formatted 2:20:00 PM Dattler, Marissa E. (GSFC-615.0)[UNIVERSITY OF MARYLAND] 1/18/24**

Font: 10 pt

**Page 31: [444] Formatted 2:20:00 PM Dattler, Marissa E. (GSFC-615.0)[UNIVERSITY OF MARYLAND] 1/18/24**

Font: 10 pt

**Page 31: [445] Formatted** Dattler, Marissa E. (GSFC-615.0)[UNIV OF MARYLAND COLLEGE PARK]  
1/18/24 2:20:00 PM

Left

**Page 31: [446] Formatted** Dattler, Marissa E. (GSFC-615.0)[UNIVERSITY OF MARYLAND] 1/18/24  
2:20:00 PM

Font: 10 pt

**Page 31: [447] Formatted** Dattler, Marissa E. (GSFC-615.0)[UNIVERSITY OF MARYLAND] 1/18/24  
2:20:00 PM

Font: 10 pt

**Page 31: [448] Deleted** Dattler, Marissa E. (GSFC-615.0)[UNIVERSITY OF MARYLAND] 1/18/24 2:20:00  
PM

**Page 31: [449] Formatted** Dattler, Marissa E. (GSFC-615.0)[UNIVERSITY OF MARYLAND] 1/18/24  
2:20:00 PM

Font: 10 pt

**Page 31: [450] Deleted** Dattler, Marissa E. (GSFC-615.0)[UNIVERSITY OF MARYLAND] 1/18/24 2:20:00  
PM

**Page 31: [451] Formatted** Dattler, Marissa E. (GSFC-615.0)[UNIVERSITY OF MARYLAND] 1/18/24  
2:20:00 PM

Font: 10 pt

**Page 31: [452] Deleted** Dattler, Marissa E. (GSFC-615.0)[UNIVERSITY OF MARYLAND] 1/18/24 2:20:00  
PM

**Page 31: [453] Formatted** Dattler, Marissa E. (GSFC-615.0)[UNIVERSITY OF MARYLAND] 1/18/24  
2:20:00 PM

Font: 10 pt

**Page 31: [454] Formatted** Dattler, Marissa E. (GSFC-615.0)[UNIVERSITY OF MARYLAND] 1/18/24  
2:20:00 PM

Font: 10 pt, Bold

**Page 31: [455] Formatted** Dattler, Marissa E. (GSFC-615.0)[UNIV OF MARYLAND COLLEGE PARK]  
1/18/24 2:20:00 PM

Right

**Page 31: [456] Formatted** Dattler, Marissa E. (GSFC-615.0)[UNIVERSITY OF MARYLAND] 1/18/24  
2:20:00 PM

Font: 10 pt

**Page 31: [457] Formatted** Dattler, Marissa E. (GSFC-615.0)[UNIVERSITY OF MARYLAND] 1/18/24  
2:20:00 PM

Font: 10 pt

**Page 31: [458] Formatted** Dattler, Marissa E. (GSFC-615.0)[UNIVERSITY OF MARYLAND] 1/18/24  
2:20:00 PM

Font: 10 pt

**Page 31: [459] Formatted** Dattler, Marissa E. (GSFC-615.0)[UNIVERSITY OF MARYLAND] 1/18/24  
2:20:00 PM

Font: 10 pt

**Page 31: [460] Formatted** Dattler, Marissa E. (GSFC-615.0)[UNIVERSITY OF MARYLAND] 1/18/24  
2:20:00 PM

Font: 10 pt

<b>Page 31: [461] Formatted</b> 2:20:00 PM	<b>Dattler, Marissa E. (GSFC-615.0)[UNIVERSITY OF MARYLAND]</b>	<b>1/18/24</b>
---	---	----------------

Font: 10 pt, Font color: Auto

<b>Page 31: [461] Formatted</b> 2:20:00 PM	<b>Dattler, Marissa E. (GSFC-615.0)[UNIVERSITY OF MARYLAND]</b>	<b>1/18/24</b>
---	---	----------------

Font: 10 pt, Font color: Auto

<b>Page 31: [462] Formatted</b> 1/18/24 2:20:00 PM	<b>Dattler, Marissa E. (GSFC-615.0)[UNIV OF MARYLAND COLLEGE PARK]</b>	
---	--	--

Right

<b>Page 31: [463] Formatted</b> 2:20:00 PM	<b>Dattler, Marissa E. (GSFC-615.0)[UNIVERSITY OF MARYLAND]</b>	<b>1/18/24</b>
---	---	----------------

Font: 10 pt

<b>Page 31: [464] Formatted</b> 2:20:00 PM	<b>Dattler, Marissa E. (GSFC-615.0)[UNIVERSITY OF MARYLAND]</b>	<b>1/18/24</b>
---	---	----------------

Font: 10 pt

<b>Page 31: [465] Formatted</b> 2:20:00 PM	<b>Dattler, Marissa E. (GSFC-615.0)[UNIVERSITY OF MARYLAND]</b>	<b>1/18/24</b>
---	---	----------------

Font: 10 pt

<b>Page 31: [466] Formatted</b> 2:20:00 PM	<b>Dattler, Marissa E. (GSFC-615.0)[UNIVERSITY OF MARYLAND]</b>	<b>1/18/24</b>
---	---	----------------

Font: 10 pt

<b>Page 31: [467] Formatted</b> 2:20:00 PM	<b>Dattler, Marissa E. (GSFC-615.0)[UNIVERSITY OF MARYLAND]</b>	<b>1/18/24</b>
---	---	----------------

Font: 10 pt

<b>Page 31: [468] Formatted</b> 2:20:00 PM	<b>Dattler, Marissa E. (GSFC-615.0)[UNIVERSITY OF MARYLAND]</b>	<b>1/18/24</b>
---	---	----------------

Font: 10 pt

<b>Page 31: [468] Formatted</b> 2:20:00 PM	<b>Dattler, Marissa E. (GSFC-615.0)[UNIVERSITY OF MARYLAND]</b>	<b>1/18/24</b>
---	---	----------------

Font: 10 pt

<b>Page 31: [469] Formatted</b> 1/18/24 2:20:00 PM	<b>Dattler, Marissa E. (GSFC-615.0)[UNIV OF MARYLAND COLLEGE PARK]</b>	
---	--	--

Right

<b>Page 31: [470] Formatted</b> 2:20:00 PM	<b>Dattler, Marissa E. (GSFC-615.0)[UNIVERSITY OF MARYLAND]</b>	<b>1/18/24</b>
---	---	----------------

Font: 10 pt

<b>Page 31: [471] Formatted</b> 2:20:00 PM	<b>Dattler, Marissa E. (GSFC-615.0)[UNIVERSITY OF MARYLAND]</b>	<b>1/18/24</b>
---	---	----------------

Font: 10 pt

<b>Page 31: [472] Formatted</b> 2:20:00 PM	<b>Dattler, Marissa E. (GSFC-615.0)[UNIVERSITY OF MARYLAND]</b>	<b>1/18/24</b>
---	---	----------------

Font: 10 pt

<b>Page 31: [473] Formatted</b> 2:20:00 PM	<b>Dattler, Marissa E. (GSFC-615.0)[UNIVERSITY OF MARYLAND]</b>	<b>1/18/24</b>
---	---	----------------

Font: 10 pt

<b>Page 31: [474] Formatted 2:20:00 PM</b>	<b>Dattler, Marissa E. (GSFC-615.0)[UNIVERSITY OF MARYLAND]</b>	<b>1/18/24</b>
--	---	----------------

Font: 10 pt

<b>Page 31: [475] Formatted 1/18/24 2:20:00 PM</b>	<b>Dattler, Marissa E. (GSFC-615.0)[UNIV OF MARYLAND COLLEGE PARK]</b>	
--	--	--

Left

<b>Page 31: [476] Formatted 2:20:00 PM</b>	<b>Dattler, Marissa E. (GSFC-615.0)[UNIVERSITY OF MARYLAND]</b>	<b>1/18/24</b>
--	---	----------------

Font: 10 pt, Bold

<b>Page 31: [477] Formatted 1/18/24 2:20:00 PM</b>	<b>Dattler, Marissa E. (GSFC-615.0)[UNIV OF MARYLAND COLLEGE PARK]</b>	
--	--	--

Right

<b>Page 31: [478] Formatted 2:20:00 PM</b>	<b>Dattler, Marissa E. (GSFC-615.0)[UNIVERSITY OF MARYLAND]</b>	<b>1/18/24</b>
--	---	----------------

Font: 10 pt

<b>Page 31: [479] Formatted 2:20:00 PM</b>	<b>Dattler, Marissa E. (GSFC-615.0)[UNIVERSITY OF MARYLAND]</b>	<b>1/18/24</b>
--	---	----------------

Font: 10 pt

<b>Page 31: [480] Formatted 2:20:00 PM</b>	<b>Dattler, Marissa E. (GSFC-615.0)[UNIVERSITY OF MARYLAND]</b>	<b>1/18/24</b>
--	---	----------------

Font: 10 pt, Bold

<b>Page 31: [481] Formatted 2:20:00 PM</b>	<b>Dattler, Marissa E. (GSFC-615.0)[UNIVERSITY OF MARYLAND]</b>	<b>1/18/24</b>
--	---	----------------

Font: 10 pt

<b>Page 31: [482] Formatted 1/18/24 2:20:00 PM</b>	<b>Dattler, Marissa E. (GSFC-615.0)[UNIV OF MARYLAND COLLEGE PARK]</b>	
--	--	--

Left

<b>Page 31: [483] Formatted 2:20:00 PM</b>	<b>Dattler, Marissa E. (GSFC-615.0)[UNIVERSITY OF MARYLAND]</b>	<b>1/18/24</b>
--	---	----------------

Font: 10 pt, Bold

<b>Page 31: [484] Formatted 1/18/24 2:20:00 PM</b>	<b>Dattler, Marissa E. (GSFC-615.0)[UNIV OF MARYLAND COLLEGE PARK]</b>	
--	--	--

Right

<b>Page 31: [485] Formatted 2:20:00 PM</b>	<b>Dattler, Marissa E. (GSFC-615.0)[UNIVERSITY OF MARYLAND]</b>	<b>1/18/24</b>
--	---	----------------

Font: 10 pt

<b>Page 31: [486] Formatted 2:20:00 PM</b>	<b>Dattler, Marissa E. (GSFC-615.0)[UNIVERSITY OF MARYLAND]</b>	<b>1/18/24</b>
--	---	----------------

Font: 10 pt

<b>Page 31: [487] Formatted 1/18/24 2:20:00 PM</b>	<b>Dattler, Marissa E. (GSFC-615.0)[UNIV OF MARYLAND COLLEGE PARK]</b>	
--	--	--

Right

<b>Page 31: [488] Formatted 2:20:00 PM</b>	<b>Dattler, Marissa E. (GSFC-615.0)[UNIVERSITY OF MARYLAND]</b>	<b>1/18/24</b>
--	---	----------------



Font: 10 pt, Bold

<b>Page 31: [489] Formatted 2:20:00 PM</b>	<b>Dattler, Marissa E. (GSFC-615.0)[UNIVERSITY OF MARYLAND]</b>	<b>1/18/24</b>
--	---	----------------

Font: 10 pt, Bold

<b>Page 31: [490] Formatted 2:20:00 PM</b>	<b>Dattler, Marissa E. (GSFC-615.0)[UNIVERSITY OF MARYLAND]</b>	<b>1/18/24</b>
--	---	----------------

Font: 10 pt

<b>Page 31: [491] Formatted 2:20:00 PM</b>	<b>Dattler, Marissa E. (GSFC-615.0)[UNIVERSITY OF MARYLAND]</b>	<b>1/18/24</b>
--	---	----------------

Line spacing: 1.5 lines

<b>Page 31: [492] Formatted 2:20:00 PM</b>	<b>Dattler, Marissa E. (GSFC-615.0)[UNIVERSITY OF MARYLAND]</b>	<b>1/18/24</b>
--	---	----------------

Font: 10 pt

<b>Page 31: [493] Formatted 2:20:00 PM</b>	<b>Dattler, Marissa E. (GSFC-615.0)[UNIVERSITY OF MARYLAND]</b>	<b>1/18/24</b>
--	---	----------------

Font: 10 pt

<b>Page 31: [494] Formatted 2:20:00 PM</b>	<b>Dattler, Marissa E. (GSFC-615.0)[UNIVERSITY OF MARYLAND]</b>	<b>1/18/24</b>
--	---	----------------

Font: 10 pt

<b>Page 31: [495] Formatted 2:20:00 PM</b>	<b>Dattler, Marissa E. (GSFC-615.0)[UNIVERSITY OF MARYLAND]</b>	<b>1/18/24</b>
--	---	----------------

Font: 10 pt

<b>Page 31: [496] Formatted 2:20:00 PM</b>	<b>Dattler, Marissa E. (GSFC-615.0)[UNIVERSITY OF MARYLAND]</b>	<b>1/18/24</b>
--	---	----------------

Font: 10 pt

<b>Page 31: [496] Formatted 2:20:00 PM</b>	<b>Dattler, Marissa E. (GSFC-615.0)[UNIVERSITY OF MARYLAND]</b>	<b>1/18/24</b>
--	---	----------------

Font: 10 pt

<b>Page 31: [497] Formatted 2:20:00 PM</b>	<b>Dattler, Marissa E. (GSFC-615.0)[UNIVERSITY OF MARYLAND]</b>	<b>1/18/24</b>
--	---	----------------

Font: 10 pt

<b>Page 31: [497] Formatted 2:20:00 PM</b>	<b>Dattler, Marissa E. (GSFC-615.0)[UNIVERSITY OF MARYLAND]</b>	<b>1/18/24</b>
--	---	----------------

Font: 10 pt

<b>Page 31: [498] Formatted 2:20:00 PM</b>	<b>Dattler, Marissa E. (GSFC-615.0)[UNIVERSITY OF MARYLAND]</b>	<b>1/18/24</b>
--	---	----------------

Font: 10 pt

<b>Page 31: [499] Formatted 2:20:00 PM</b>	<b>Dattler, Marissa E. (GSFC-615.0)[UNIVERSITY OF MARYLAND]</b>	<b>1/18/24</b>
--	---	----------------

Font: 10 pt

<b>Page 31: [499] Formatted 2:20:00 PM</b>	<b>Dattler, Marissa E. (GSFC-615.0)[UNIVERSITY OF MARYLAND]</b>	<b>1/18/24</b>
--	---	----------------

Font: 10 pt

<b>Page 31: [499] Formatted 2:20:00 PM</b>	<b>Dattler, Marissa E. (GSFC-615.0)[UNIVERSITY OF MARYLAND]</b>	<b>1/18/24</b>
--	---	----------------

Font: 10 pt

Page 34: [500] Deleted  
PM

Dattler, Marissa E. (GSFC-615.0)[UNIVERSITY OF MARYLAND]

1/18/24 2:20:00

