

Sensitivity of ice sheet surface velocity and elevation to variations in basal friction and topography in the Full Stokes and Shallow Shelf Approximation frameworks using adjoint equations

Gong Cheng¹, Nina Kirchner^{2,3}, and Per Lötstedt¹

¹Department of Information Technology, Uppsala University, P. O. Box 337, SE-751 05 Uppsala, Sweden

²Department of Physical Geography, Stockholm University, SE-106 91 Stockholm, Sweden

³Bolin Centre for Climate Research, Stockholm University, SE-106 91 Stockholm, Sweden

Correspondence: Gong Cheng (cheng.gong@it.uu.se)

Abstract. Predictions of future mass loss from ice sheets are afflicted with uncertainty, caused, among others, by insufficient understanding of spatio-temporally variable processes at the inaccessible base of ice sheets for which few direct observations exist and of which basal friction is a prime example. Here, we use an inverse modeling approach and the associated time-dependent adjoint equations, derived in the framework of a Full Stokes model and a Shallow Shelf/Shelfy Stream Approximation model, respectively, to determine the sensitivity of ice sheet surface velocities and elevation to perturbations in basal friction and basal topography. Analytical and numerical examples are presented showing the importance of including the time dependent kinematic free surface equation for the elevation and its adjoint, in particular for observations of the elevation. A closed form of the analytical solutions to the adjoint equations is given for a two dimensional vertical ice in steady state under the Shallow Shelf Approximation. There is a delay in time between a perturbation at the ice base and the observation of the change in elevation. A perturbation at the base in the topography has a direct effect in space at the surface above the perturbation and a perturbation in the friction is propagated directly to the surface in time. Perturbations with long wavelength and low frequency will propagate to the surface while those of short wavelength and high frequency are damped.

1 Introduction

Over the last decades, ice sheets and glaciers have experienced mass loss due to global warming, both in the polar regions, but also outside of Greenland and Antarctica (Farinotti et al., 2015; Mouginot et al., 2019; Pörtner et al., 2019; Rignot et al., 2019). The most common benchmark date for which future ice sheet and glacier mass loss and associated global mean sea level rise is predicted is the year 2100 AD, but recently, even the year 2300 AD and beyond are considered (Pörtner et al., 2019; Steffen et al., 2018). Global mean sea level rise is predicted to continue well beyond 2100 AD in the warming scenarios typically referred to as RCPs' (Representative Concentration Pathways, see van Vuuren et al. (2011)), but rates and ranges are afflicted with uncertainty, caused by, among others, insufficient understanding of spatio-temporally variable processes at the inaccessible base of ice sheets and glaciers (Pörtner et al., 2019; Ritz et al., 2015). These include the geothermal heat regime, subglacial and base-proximal englacial hydrology, and particularly, the sliding of ice sheet and glaciers across their

base, for which only few direct observations exist (Fisher et al., 2015; Key and Siegfried, 2017; Maier et al., 2019; Pattyn and Morlighem, 2020).

In computational models of ice dynamics, the description of sliding processes, including their parametrization, plays a central role, and can be treated in two fundamentally different ways, viz. using a so-called forward approach on the one hand, or an
5 inverse approach on the other hand. In a forward approach, an equation referred to as a sliding law is derived from a conceptual friction model, and provides a boundary condition to the equations describing the dynamics of ice flow (in glaciology often referred to as the Full Stokes (FS) model) and which, once solved, render e.g. ice velocities as part of the solution. Studies of frictional models and resulting sliding laws for glacier and ice sheet flow emerged in the 1950s, see e.g. Fowler (2011); Iken (1981); Lliboutry (1968); Nye (1969); Schoof (2005); Weertman (1957), and have subsequently been implemented into
10 numerical models of ice sheet and glacier behavior e.g. in Brondex et al. (2017, 2019); Gladstone et al. (2017); Tsai et al. (2015); Wilkens et al. (2015); Yu et al. (2018), and continue to be discussed (Zoet and Iverson, 2020), occasionally controversially (Minchew et al., 2019; Stearn and van der Veen, 2018).

Because little or no observational data is available to constrain the parameters in such sliding laws (Minchew et al., 2016; Sergienko and Hindmarsh, 2013), actual values of the former, and their variation over time (Jay-Allemand et al., 2011; Schoof,
15 2010; Sole et al., 2011; Vallot et al., 2017), often remain elusive. Yet, they can be obtained computationally by solving an inverse problem provided that observations of e.g. ice velocities at the ice surface, and elevation of the ice surface, are available (Gillet-Chaulet et al., 2016; Isaac et al., 2015). Note that the same approach, here described for the case of the sliding law, can be used to determine other "inaccessibles", such as optimal initial conditions for ice sheet modeling (Perego et al., 2014), the sensitivity of melt rates beneath ice shelves in response to ocean circulation (Heimbach and Losch, 2012), the geothermal heat
20 flux at the ice base (Zhu et al., 2016), or to estimate basal topography beneath an ice sheet (Monnier and des Bosc, 2017; van Pelt et al., 2013). The latter is not only difficult to separate from the determination of the sliding properties (Kyrke-Smith et al., 2018; Thorsteinsson et al., 2003), but also has limitations related to the spatial resolution of surface data and/or measurement errors, see Gudmundsson (2003, 2008); Gudmundsson and Raymond (2008).

Adopting an inverse approach, the strategy is to minimize an objective function describing the deviation of observed target
25 quantities (such as the ice velocity) from their counterparts as predicted following a forward approach when a selected parameter in the forward model (such as the friction parameter in the sliding law) is varied. The gradient of the objective function is computed by solving the so-called adjoint equations to the forward equations, where the latter often are slightly simplified, such as e.g. by assuming a constant ice thickness or a constant viscosity (MacAyeal, 1993; Petra et al., 2012). However, when inferring friction parameter(s) in a sliding law using an inverse approach, recent work (Goldberg et al., 2015; Jay-Allemand
30 et al., 2011) has shown that it is not sufficient to consider the time-independent (steady state) adjoint to the momentum balance in the FS model. Rather, it is necessary to include the time-dependent advection equation for the ice surface elevation in the inversion. Likewise, but perhaps more intuitively understandable, the choice of the underlying glaciological model (FS model, vs. e.g. Shallow shelf/stream approximation (SSA) model, see Sect. 2), has an impact on the values of the friction parameters obtained from the solution of the corresponding inverse problem (Gudmundsson, 2008; Schannwell et al., 2019).

Here, we present an analysis of the sensitivity of the velocity field and the elevation of the surface of a dynamic ice sheet (modelled by both FS and SSA, respectively, briefly described in Sect. 2) to perturbations in the sliding parameters contained in Weertman’s law (Weertman, 1957) and the topography at the ice base. The perturbations in a velocity component or the ice surface elevation at a certain location and time are determined by the solutions to the forward equations and the associated adjoint equations. A certain type of perturbation at the base may cause a very small perturbation at the top of the ice. Such a basal perturbation will be difficult to infer from surface observations in an inverse problem. High frequency perturbations in space and time are examples when little is propagated to the surface. This is also the conclusion in Gudmundsson and Raymond (2008), derived from an analysis differing from the one presented here. The adjoint problem that is solved here to determine this sensitivity (Sect. 3) goes beyond similar earlier works by MacAyeal (1993); Petra et al. (2012) because it includes the time-dependent advection equation for the kinematic free surface. The key concepts and steps introduced in Sect. 3 are supplemented by detailed derivations, collected in Appendix A. The same adjoint equations are applicable in the inverse problem to compute the gradient of the objective function and to quantify the uncertainty in the surface velocity and elevation due to uncertainties at the ice base. Examples of uncertainties are measurement errors in the basal topography and unknown variations in the parameters in the friction model. Analytical solutions in two dimensions of the stationary adjoint equations subjected to simplifying assumptions are presented, from which the dependence of the parameters, on e.g. friction coefficients and bedrock topography, becomes obvious. The time dependent adjoint equations are solved numerically, and the sensitivity to perturbations varying in time is investigated and illustrated.

The sensitivity of the surface velocity and elevation to perturbations in the friction and topography is quantified in extensive numerical computations in a companion paper (Cheng and Lötstedt, 2020). The adjoint equations derived and studied analytically in this paper are solved numerically for the FS and SSA models in Cheng and Lötstedt (2020) and compared to direct calculations of the surface perturbations with the forward equations. Discrete transfer functions are computed and analyzed as in Gudmundsson (2008) for the relation between surface perturbations and basal perturbations. While Gudmundsson’s analysis is based on Fourier analysis, the analysis in Cheng and Lötstedt (2020) relies on analytical solutions of the SSA equations.

2 Ice models

In this section, the equations emerging from adopting a forward approach of describing ice dynamics are presented, together with relevant boundary conditions, for the FS (4) and SSA model (8), respectively. These, and the notation and terminology introduced here, provide the framework in which the adjoint equations are discussed in Sect. 3.

The flow of large bodies of ice is described with the help of the conservation laws of mass, momentum and energy (Greve and Blatter, 2009), which together pose a system of non-linear partial differential equations (PDEs) commonly referred to as the FS equations in glaciological applications. In the FS equations, nonlinearity is introduced through the viscosity in Glen’s flow law, a constitutive relation between strain rates and stresses (Glen, 1955). Continental sized ice masses (ice sheets, and, if applicable, their floating extensions known as ice shelves), are shallow in the sense that their vertical extension V is orders of magnitudes smaller than their horizontal extension L , such that the aspect ratio V/L is in the order 10^{-2} to 10^{-3} . The

aspect ratio is used to introduce simplifications to the FS equations, resulting e.g. in the Shallow Ice (SIA) (Hutter, 1983), Shallow Shelf (Morland, 1987), and Shelfy Stream (MacAyeal, 1989) Approximations, parts of which can be coupled to FS using the ISCAL framework (Ahlkrona et al., 2016). They are all characterized by substantially reduced computational costs for numerical simulation, compared to using the FS model. A common simplification, also adopted in our analysis in the following, is the assumption of isothermal conditions, which implies that the balance of energy need not be considered.

The upper surface of the ice mass, and also the ice-ocean interface, constitute a moving boundary and satisfy an advection equation describing the evolution of its elevation and location (in response to mass gain, mass loss, or/and mass advection). For ice masses resting on bedrock or sediments, sliding needs to be parameterized at the interface. The interface between floating ice shelves and sea water in the ice shelf cavities is usually regarded as frictionless.

2.1 Full Stokes model

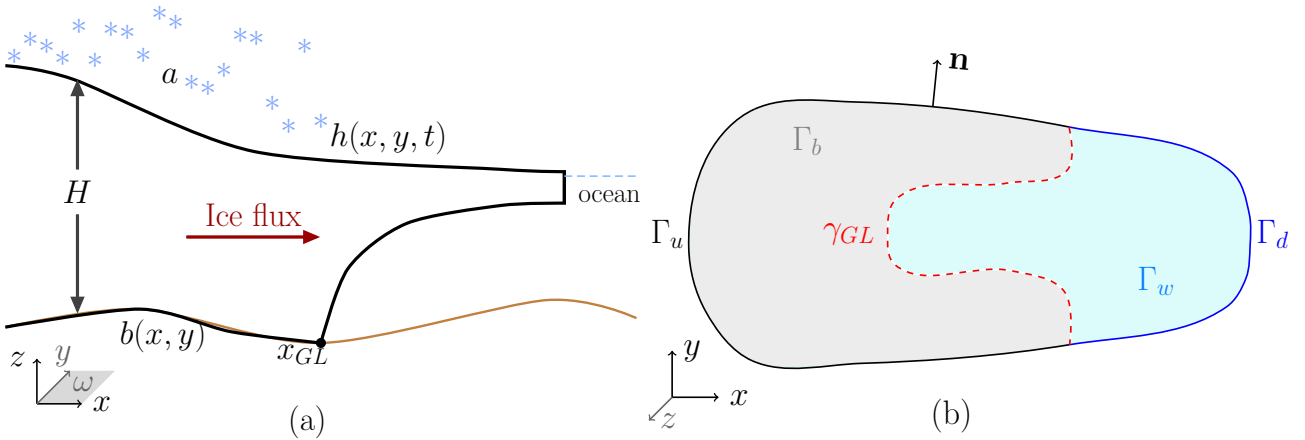


Figure 1. A schematic view of an ice sheet in the (a) $x - z$ plane and (b) $x - y$ plane.

We adopt standard notation and denote vectors and matrices in three-dimensional space by bold characters, and derivatives with respect to the spatial coordinates and time by subscripts x, y, z and t . The horizontal plane is spanned by the x and y coordinates, and z is the coordinate in the vertical direction, see Fig. 1(a). Specifically, we denote by u_1, u_2 , and u_3 the velocity components of $\mathbf{u} = (u_1, u_2, u_3)^T$ in the x, y and z direction, where $\mathbf{x} = (x, y, z)^T$ is the position vector and T denotes the transpose. Further, the elevation of the upper ice surface is denoted by $h(x, y, t)$, the elevation of the bedrock and the location of the base of the ice are $b(x, y)$ and $z_b(x, y, t)$, and the ice thickness is $H = h - z_b$. Upstream of the grounding line, γ_{GL} , $z_b = b$ and downstream of γ_{GL} we have $z_b > b$, see Fig. 1. In two dimensions, γ_{GL} consists of one point with x -coordinate x_{GL} .

The boundary Γ enclosing the domain Ω occupied by the ice has different parts, see Fig. 1(b). The lower boundaries of Ω are denoted by Γ_b (where the ice is grounded at bedrock), and Γ_w (where the ice has lifted from the bedrock and is floating on the ocean). These two regions are separated by the grounding line γ_{GL} , defined by $(x_{GL}(y), y)$ based on the assumption that ice

flow is mainly along the x -axis. The upper boundary is denoted by Γ_s (ice surface) at $h(x, y, t)$ in Fig. 1(a). The footprint (or projection) of Ω in the horizontal plane is denoted by ω and its boundary is γ .

The vertical lateral boundary (in the $x - z$ plane, Fig. 1(b)) has an upstream part denoted by Γ_u in black and a downstream part denoted by Γ_d in blue, where $\Gamma = \Gamma_u \cup \Gamma_d$. Obviously, if $\mathbf{x} \in \Gamma_u$, then $(x, y) \in \gamma_u$ or if $\mathbf{x} \in \Gamma_d$, then $(x, y) \in \gamma_d$ where

- 5 $\gamma = \gamma_u \cup \gamma_d$. Letting \mathbf{n} be the outward pointing normal on Γ (or γ in two dimensions (x, y)), the nature of ice flow renders the conditions $\mathbf{n} \cdot \mathbf{u} \leq 0$ at Γ_u and $\mathbf{n} \cdot \mathbf{u} > 0$ at Γ_d . In a two dimensional vertical ice (Fig. 1(a)), this corresponds to $\mathbf{x} = (x, z)^T$, $\omega = [0, L]$, $\gamma_u = 0$, and $\gamma_d = L$ where L is the horizontal length of the domain. In summary, the domains are defined as:

$$\begin{aligned}\Omega &= \{\mathbf{x} | (x, y) \in \omega, z_b(x, y, t) \leq z \leq h(x, y, t)\}, \\ \Gamma_s &= \{\mathbf{x} | (x, y) \in \omega, z = h(x, y, t)\}, \\ \Gamma_b &= \{\mathbf{x} | (x, y) \in \omega, z = z_b(x, y, t) = b(x, y), x < x_{GL}(y)\}, \\ \Gamma_w &= \{\mathbf{x} | (x, y) \in \omega, z = z_b(x, y, t), x > x_{GL}(y)\}, \\ \Gamma_u &= \{\mathbf{x} | (x, y) \in \gamma_u, z_b(x, y, t) \leq z \leq h(x, y, t)\}, \\ \Gamma_d &= \{\mathbf{x} | (x, y) \in \gamma_d, z_b(x, y, t) \leq z \leq h(x, y, t)\}.\end{aligned}\tag{1}$$

- Before the forward FS equations for the evolution of the ice surface Γ_s and the ice velocity in Ω can be given, further notation
10 needs to be introduced: ice density is denoted by ρ , accumulation and/or ablation rate on Γ_s by a , and gravitational acceleration by \mathbf{g} . The values of these physical parameters are given in Table 1. On Γ_s , $\mathbf{h} = (h_x, h_y, -1)^T$ describes the spatial gradient of the ice surface (in two vertical dimensions $\mathbf{h} = (h_x, -1)^T$). The strain rate \mathbf{D} and the viscosity η are given by

$$\mathbf{D}(\mathbf{u}) = \frac{1}{2}(\nabla \mathbf{u} + \nabla \mathbf{u}^T), \eta(\mathbf{u}) = \frac{1}{2}A^{-\frac{1}{n}}(\text{tr} \mathbf{D}^2(\mathbf{u}))^\nu, \nu = \frac{1-n}{2n},\tag{2}$$

- where $\text{tr} \mathbf{D}^2$ is the trace of \mathbf{D}^2 . The rate factor A in (2) depends on the temperature and Glen's flow law determines $n > 0$, here
15 taken to be $n = 3$. The stress tensor is

$$\boldsymbol{\sigma}(\mathbf{u}, p) = 2\eta \mathbf{D}(\mathbf{u}) - \mathbf{I}p,\tag{3}$$

where p is the isotropic pressure and \mathbf{I} is the identity matrix.

- Turning to the ice base, the basal stress on Γ_b is related to the basal velocity using an empirical friction law. The friction coefficient has a general form $\beta(\mathbf{u}, \mathbf{x}, t) = C(\mathbf{x}, t)f(\mathbf{u})$ where $C(\mathbf{x}, t)$ is independent of the velocity \mathbf{u} and $f(\mathbf{u})$ represents
20 some linear or nonlinear function of \mathbf{u} . For instance, $f(\mathbf{u}) = \|\mathbf{u}\|^{m-1}$ with the norm $\|\mathbf{u}\| = (\mathbf{u} \cdot \mathbf{u})^{\frac{1}{2}}$ introduces a Weertman type friction law (Weertman, 1957) on ω with a Weertman friction coefficient $C(\mathbf{x}, t) \geq 0$ and an exponent parameter $m > 0$. Common choices of m are $\frac{1}{3}$ and 1. Finally, a projection (Petra et al., 2012) on the tangential plane of Γ_b is denoted by $\mathbf{T} = \mathbf{I} - \mathbf{n} \otimes \mathbf{n}$ where the Kronecker outer product between two vectors \mathbf{a} and \mathbf{c} or two matrices \mathbf{A} and \mathbf{C} is defined by

$$(\mathbf{a} \otimes \mathbf{c})_{ij} = a_i c_j, (\mathbf{A} \otimes \mathbf{C})_{ijkl} = A_{ij} C_{kl}.$$

With these prerequisites at hand, the forward FS equations and the advection equation for the ice sheet's elevation and velocity for incompressible ice flow are

$$\begin{aligned}
h_t + \mathbf{h} \cdot \mathbf{u} &= a, \quad \text{on } \Gamma_s, \quad t \geq 0, \\
h(\mathbf{x}, 0) &= h_0(\mathbf{x}), \quad \mathbf{x} \in \omega, \quad h(\mathbf{x}, t) = h_\gamma(\mathbf{x}, t), \quad \mathbf{x} \in \gamma_u, \\
-\nabla \cdot \boldsymbol{\sigma}(\mathbf{u}, p) &= -\nabla \cdot (2\eta(\mathbf{u})\mathbf{D}(\mathbf{u})) + \nabla p = \rho \mathbf{g}, \quad \nabla \cdot \mathbf{u} = 0, \quad \text{in } \Omega(t), \\
\boldsymbol{\sigma} \mathbf{n} &= \mathbf{0}, \quad \text{on } \Gamma_s, \\
\mathbf{T} \boldsymbol{\sigma} \mathbf{n} &= -C f(\mathbf{T} \mathbf{u}) \mathbf{T} \mathbf{u}, \quad \mathbf{n} \cdot \mathbf{u} = 0, \quad \text{on } \Gamma_b, \\
\boldsymbol{\sigma} \mathbf{n} &= -p_w \mathbf{n}, \quad \text{on } \Gamma_w,
\end{aligned} \tag{4}$$

where p_w is the water pressure at Γ_w , $h_0(\mathbf{x}) > b(\mathbf{x})$ is the initial surface elevation and $h_\gamma(\mathbf{x}, t)$ is a given height on the inflow boundary. The boundary conditions for the velocity on Γ_u and Γ_d are of Dirichlet type such that

$$\mathbf{u}|_{\Gamma_u} = \mathbf{u}_u, \quad \mathbf{u}|_{\Gamma_d} = \mathbf{u}_d, \tag{5}$$

where \mathbf{u}_u and \mathbf{u}_d are known. These are general settings of the inflow and outflow boundaries which keep the formulation of the adjoint equations as simple as in Petra et al. (2014). Should Γ_u be at the ice divide, the horizontal velocity is set to $\mathbf{u}|_{\Gamma_u} = \mathbf{0}$. The ice velocity at the calving front is defined as u_d to simplify the analysis. The vertical component of $\boldsymbol{\sigma} \mathbf{n}$ vanishes on Γ_u .

2.2 Shallow shelf approximation

The three dimensional FS problem (4) in Ω can be simplified to a two dimensional, horizontal problem with $\mathbf{x} = (x, y) \in \omega$, by adopting the SSA, in which only $\mathbf{u} = (u_1, u_2)^T$ is considered. This is because the basal shear stress is negligibly small at the base of the floating part of the ice mass, viz. the ice shelf, rendering the horizontal velocity components almost constant in the z direction (Greve and Blatter, 2009; MacAyeal, 1989; Schoof, 2007). The SSA is often also used in regions of fast-flow over lubricated bedrock (MacAyeal, 1989; Pattyn et al., 2012).

The simplifications associated with adopting the SSA imply that the viscosity (see (2) for the FS model) is now given by

$$\eta(\mathbf{u}) = \frac{1}{2} A^{-\frac{1}{n}} \left(u_{1x}^2 + u_{2y}^2 + \frac{1}{4} (u_{1y} + u_{2x})^2 + u_{1x} u_{2y} \right)^\nu = \frac{1}{2} A^{-\frac{1}{n}} \left(\frac{1}{2} \mathbf{B} : \mathbf{D} \right)^\nu, \tag{6}$$

where $\mathbf{B}(\mathbf{u}) = \mathbf{D}(\mathbf{u}) + \nabla \cdot \mathbf{u} \mathbf{I}$ with $\nabla \cdot \mathbf{u} = \text{tr } \mathbf{D}(\mathbf{u})$. This η differs from (2) because $\mathbf{B} \neq \mathbf{D}$ due to the cryostatic approximation of p in the SSA. In (6), the Frobenius inner product between two matrices \mathbf{A} and \mathbf{C} is used, defined by $\mathbf{A} : \mathbf{C} = \sum_{ij} \mathbf{A}_{ij} \mathbf{C}_{ij}$.

The vertically integrated stress tensor $\boldsymbol{\varsigma}(\mathbf{u})$ (cf. (3) for the FS model) is given by

$$\boldsymbol{\varsigma}(\mathbf{u}) = 2H\eta\mathbf{B}(\mathbf{u}), \tag{7}$$

where H is the ice thickness, see Fig. 1. The friction law in the SSA model is defined as in the FS case. Note that basal velocity is replaced by the horizontal velocity. This is possible because vertical variations in the horizontal velocity are neglected in SSA. Then, Weertman's law is $\beta(\mathbf{u}, \mathbf{x}, t) = C(\mathbf{x}, t) f(\mathbf{u}) = C(\mathbf{x}, t) \|\mathbf{u}\|^{m-1}$ with a friction coefficient $C(\mathbf{x}, t) \geq 0$, just as in

the FS model. In summary, the forward equations describing the evolution of the ice surface and ice velocities based on an SSA model (in which \mathbf{u} is not divergence-free) read

$$\begin{aligned}
h_t + \nabla \cdot (\mathbf{u}H) &= a, \quad t \geq 0, \quad \mathbf{x} \in \omega, \\
h(\mathbf{x}, 0) &= h_0(\mathbf{x}), \quad \mathbf{x} \in \omega, \quad h(\mathbf{x}, t) = h_\gamma(\mathbf{x}, t), \quad \mathbf{x} \in \gamma_u, \\
\nabla \cdot \boldsymbol{\varsigma} - C f(\mathbf{u})\mathbf{u} &= \rho g H \nabla h, \quad \mathbf{x} \in \omega, \\
\mathbf{n} \cdot \mathbf{u}(\mathbf{x}, t) &= u_u(\mathbf{x}, t), \quad \mathbf{x} \in \gamma_u, \quad \mathbf{n} \cdot \mathbf{u}(\mathbf{x}, t) = u_d(\mathbf{x}, t), \quad \mathbf{x} \in \gamma_d, \\
\mathbf{t} \cdot \boldsymbol{\varsigma} \mathbf{n} &= -C_\gamma f_\gamma(\mathbf{t} \cdot \mathbf{u}) \mathbf{t} \cdot \mathbf{u}, \quad \mathbf{x} \in \gamma_g, \quad \mathbf{t} \cdot \boldsymbol{\varsigma} \mathbf{n} = 0, \quad \mathbf{x} \in \gamma_w.
\end{aligned} \tag{8}$$

Above, \mathbf{t} is the tangential vector on $\gamma = \gamma_u \cup \gamma_d$ such that $\mathbf{n} \cdot \mathbf{t} = 0$. The inflow and outflow normal velocities $u_u \leq 0$ and $u_d > 0$ are specified on γ_u and γ_d . The lateral side of the ice γ is split into γ_g and γ_w with $\gamma = \gamma_g \cup \gamma_w$. There is friction in the tangential direction on γ_g which depends on the tangential velocity $\mathbf{t} \cdot \mathbf{u}$ with the friction coefficient C_γ and friction function f_γ . There is no friction on the wet boundary γ_w .

For ice sheets that develop an ice shelf, the latter is assumed to be at hydrostatic equilibrium. In such a case, a calving front boundary condition (Schoof, 2007; van der Veen, 1996) is applied at γ_d , in the form of the depth integrated stress balance (ρ_w is the density of seawater)

$$\boldsymbol{\varsigma}(\mathbf{u}) \cdot \mathbf{n} = \frac{1}{2} \rho g H^2 \left(1 - \frac{\rho}{\rho_w} \right) \mathbf{n}, \quad \mathbf{x} \in \gamma_d. \tag{9}$$

2.2.1 SSA in two dimensions

In this section, the SSA equations are presented for the case of an idealized, two-dimensional vertical sheet in the x - z plane, see Fig. 1. The forward SSA equations are derived from (8) by letting H and u_1 be independent of y , and setting $u_2 = 0$. Since there is no lateral force, $C_\gamma = 0$. The position of the grounding line is denoted by x_{GL} , and $\Gamma_b = [0, x_{GL}]$, $\Gamma_w = (x_{GL}, L]$. Basal friction C is positive and constant where the ice sheet is grounded on bedrock, while $C = 0$ at the floating ice shelf's lower boundary. To simplify notation, we let $u = u_1$. The forward equations thus become

$$\begin{aligned}
h_t + (uH)_x &= a, \quad 0 \leq t \leq T, \quad 0 \leq x \leq L, \\
h(x, 0) &= h_0(x), \quad h(0, t) = h_L(t), \\
(H\eta u_x)_x - C f(u)u - \rho g H h_x &= 0, \\
u(0, t) &= u_u(t), \quad u(L, t) = u_d(t),
\end{aligned} \tag{10}$$

where u_u is the speed of the ice flux at $x = 0$ and u_d is the speed at the calving front at $x = L$. If $x = 0$ is at the ice divide, then $u_u = 0$. By the stress balance (9), the calving front satisfies

$$u_x(L, t) = A \left[\frac{\rho g H(L, t)}{4} \left(1 - \frac{\rho}{\rho_w} \right) \right]^n.$$

Assuming that $u > 0$ and $u_x > 0$, the viscosity becomes $\eta = 2A^{-\frac{1}{n}} u_x^{\frac{1-n}{n}}$, and the friction term with a Weertman law turns into $C f(u)u = Cu^m$.

2.2.2 The two-dimensional forward steady state solution

We turn now to a discussion of steady-state solutions to the system (10). Except from letting all time derivatives vanish, even the longitudinal stress can be ignored in the steady state solution, see Schoof (2007). With a sliding law in the form $f(u) = u^{m-1}$ and the thickness given at x_{GL} , (10) thus reduces to

$$\begin{aligned} (uH)_x &= a, \quad 0 \leq x \leq x_{GL}, \\ H(x_{GL}) &= H_{GL}, \\ -Cu^m - \rho g H h_x &= 0, \\ u(0) &= 0. \end{aligned} \tag{11}$$

The solution to the forward equation (11) is derived for the case when a and C are constant, (for details, see (D3) and (D4) in Appendix D):

$$\begin{aligned} H(x) &= \left(H_{GL}^{m+2} + \frac{m+2}{m+1} \frac{Ca^m}{\rho g} (x_{GL}^{m+1} - x^{m+1}) \right)^{\frac{1}{m+2}}, \quad 0 \leq x \leq x_{GL}, \\ H(x) &= H_{GL}, \quad x_{GL} < x < L, \\ u(x) &= \frac{ax}{H}, \quad 0 \leq x \leq x_{GL}, \quad u(x) = \frac{ax}{H_{GL}}, \quad x_{GL} < x < L. \end{aligned} \tag{12}$$

The solution is calibrated with the ice thickness $H_{GL} = H(x_{GL})$ at the grounding line. Similar equations to those in (11) are derived in Nye (1959) using the properties of large ice sheets. A formula for $H(x)$ resembling (12) and involving $H(0)$ is the solution of the equations. By including the longitudinal stress in the ice, an approximate, more complicated expression for $H(x)$ is obtained in Weertman (1961).

Figure 2 displays solutions from (12) obtained with data from the MISMIP (Pattyn et al., 2012) test case EXP 1 chosen in Cheng and Lötstedt (2020). The modeling parameters in (12) are given in Table 1. The ice sheet flows from $x = 0$ to $L = 1.6 \times 10^6$ m on a single slope bed defined by $b(x) = 720 - \frac{778.5x}{7.5 \times 10^5}$ and lifts from it at the grounding line position $x_{GL} = 1.035 \times 10^6$ m. As x approaches x_{GL} , H decreases to approach to H_{GL} in Fig. 2(b).

Parameter	Quantity
$a = 0.3 \text{ m year}^{-1}$	Surface mass balance
$A = 1.38 \times 10^{-24} \text{ s}^{-1} \text{ Pa}^{-3}$	Rate factor of Glen's flow law
$C = 7.624 \times 10^6 \text{ Pa m}^{-1/3} \text{ s}^{1/3}$	Basal friction coefficient
$g = 9.8 \text{ m s}^{-2}$	Acceleration of gravity
$m = 1/3$	Friction law exponent
$n = 3$	Flow-law exponent
$\rho = 900 \text{ kg m}^{-3}$	Ice density

Table 1. The model parameters.

The larger the friction coefficient C and accumulation rate a are, the steeper the decrease in H is in (12). The numerator in u increases and the denominator decreases when $x \rightarrow x_{GL}$ resulting in a rapid increase in u . The MISIMIP example is such that the SSA solution is close to the FS solution. Numerical experiments in Cheng and Lötstedt (2020) show that an accurate solution compared to the FS and SSA solutions is obtained with u and H in (12) solving (11).

- 5 Finally, it is noted that an alternative solution to (10) valid for the floating ice shelf, $x > x_{GL}$, but under the restraining assumption of $H(x)$ being linear in x , is found in Greve and Blatter (2009).

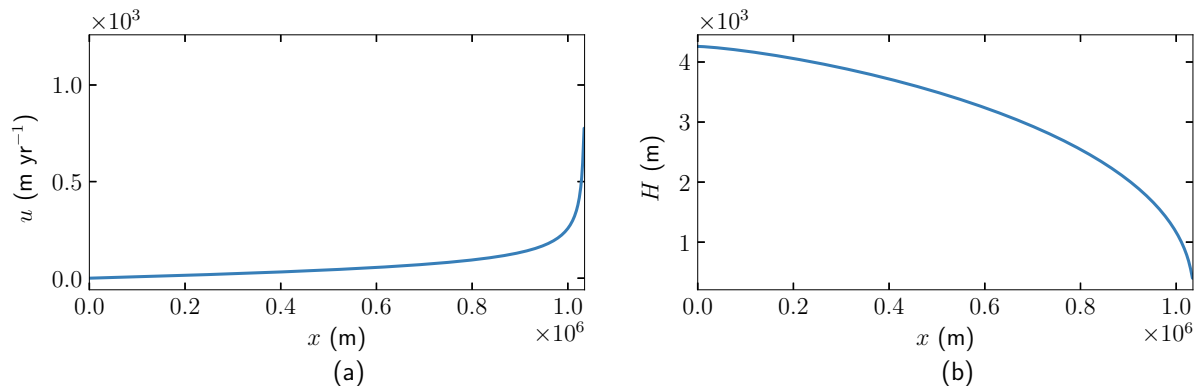


Figure 2. The analytical solutions $u(x)$ and $H(x)$ in (12) for a grounded ice in $[0, x_{GL}]$.

3 Adjoint equations

- In this section, the adjoint equations are discussed, as emerging in a FS framework (Sect. 3.1) and in a SSA framework (Sect. 3.2), respectively. The adjoint equations follow from the Lagrangian based on the forward equations after partial inte-
- 10 gration. Lengthy derivations have been moved to Appendix A. A numerical example, based on the Marine Ice Sheet Model Intercomparison Project (MISMIP) (Pattyn et al., 2012) used also in Cheng and Lötstedt (2020) illustrates the findings presented.

On the ice surface Γ_s and over the time interval $[0, T]$, we consider the functional \mathcal{F}

$$\mathcal{F} = \int_0^T \int_{\Gamma_s} F(\mathbf{u}, h) dx dt. \quad (13)$$

- 15 We wish to determine its sensitivity to perturbations in both the friction coefficient $C(x, t)$ at the base of the ice, and the topography of the base itself $b(x)$, which is a smooth function in x . We distinguish two cases: either \mathbf{u} and h satisfy the FS equations (4), or the SSA equations (8). Given \mathcal{F} , the forward solution (\mathbf{u}, p, h) to (4) or (\mathbf{u}, h) to (8), and the adjoint solution (\mathbf{v}, q, ψ) or (\mathbf{v}, ψ) to the adjoint FS and adjoint SSA equations (both derived in the following and in Appendix A), we introduce

a Lagrangian $\mathcal{L}(\mathbf{u}, p, h; \mathbf{v}, q, \psi; b, C)$. The Lagrangian for the FS equations is

$$\begin{aligned} \mathcal{L}(\mathbf{u}, p, h; \mathbf{v}, q, \psi; C) = & \int_0^T \int_{\Gamma_s} F(\mathbf{u}, h) + \psi(h_t + \mathbf{h} \cdot \mathbf{u} - a) \, d\mathbf{x} \, dt \\ & + \int_0^T \int_{\omega} \int_b^h -\mathbf{v} \cdot (\nabla \cdot \boldsymbol{\sigma}(\mathbf{u}, p)) - \rho \mathbf{g} \cdot \mathbf{v} - q \nabla \cdot \mathbf{u} \, d\mathbf{x} \, dt \end{aligned} \quad (14)$$

with the Lagrange multipliers \mathbf{v}, q , and ψ corresponding to the forward equations for \mathbf{u}, p , and h . The effect of perturbations δC and δb in C and b on \mathcal{F} is given by the perturbation $\delta \mathcal{L}$, viz.

$$5 \quad \delta \mathcal{F} = \delta \mathcal{L} = \mathcal{L}(\mathbf{u} + \delta \mathbf{u}, p + \delta p, h + \delta h; \mathbf{v} + \delta \mathbf{v}, q + \delta q, \psi + \delta \psi; b + \delta b, C + \delta C) - \mathcal{L}(\mathbf{u}, p, h; \mathbf{v}, q, \psi; b, C). \quad (15)$$

Examples of $F(\mathbf{u}, h)$ in (13) are $F = \|\mathbf{u} - \mathbf{u}_{\text{obs}}\|^2$, and $F = |h - h_{\text{obs}}|^2$ in an inverse problem, in which the task is to find b and C such that they match observations \mathbf{u}_{obs} and h_{obs} at the surface Γ_s , see also Gillet-Chaulet et al. (2016); Isaac et al. (2015); Morlighem et al. (2013); Petra et al. (2012). Another example is $F(\mathbf{u}, h) = \frac{1}{T} u_1(\mathbf{x}, t) \delta(\mathbf{x} - \mathbf{x}_*)$ with the Dirac delta δ at \mathbf{x}_* to measure the time averaged horizontal velocity u_1 at \mathbf{x}_* on the ice surface Γ_s with

$$10 \quad \mathcal{F} = \int_0^T \int_{\Gamma_s} F(\mathbf{u}, h) \, d\mathbf{x} \, dt = \frac{1}{T} \int_0^T u_1(\mathbf{x}_*, t) \, dt, \quad (16)$$

where T is the duration of the observation at Γ_s . If the horizontal velocity is observed at (\mathbf{x}_*, t_*) then $F(\mathbf{u}, h) = u_1(\mathbf{x}, t) \delta(\mathbf{x} - \mathbf{x}_*) \delta(t - t_*)$ and

$$\mathcal{F} = \int_0^T \int_{\Gamma_s} F(\mathbf{u}, h) \, d\mathbf{x} \, dt = u_1(\mathbf{x}_*, t_*). \quad (17)$$

The sensitivity in \mathcal{F} and u_1 in (16) or (17) to perturbations in C and b is then given by (15) with the forward and adjoint solutions.

The same forward and adjoint equations are solved both for the inverse problem and the sensitivity problem but with different forcing function F in (13). If we are interested in how u_1 changes at the surface when b and C are changed at the base by given δb and δC , then F is as in (17). The forward and adjoint equations are then solved once. In the inverse problem with velocity observations, \mathcal{F} is the objective function in a minimization procedure and $F = \|\mathbf{u} - \mathbf{u}_{\text{obs}}\|^2$. The change $\delta \mathcal{F}$ in \mathcal{F} is of interest when C and b are changed during the solution procedure. In order to minimize \mathcal{F} , δC and δb are chosen such that $\delta \mathcal{F} < 0$ and \mathcal{F} decreases with $C + \delta C$ and $b + \delta b$ and \mathbf{u} is closer to \mathbf{u}_{obs} . Precisely how δC and δb are chosen depends on the optimization algorithm. This procedure is repeated iteratively and b and C are updated by $b + \delta b$ and $C + \delta C$ until $\delta \mathcal{F} \rightarrow 0$ and \mathcal{F} has reached a minimum. The forward and adjoint equations have to be solved in each iteration in the inverse problem.

3.1 Adjoint equations based on the FS model

In this section, we introduce the adjoint equations and the perturbation of the Lagrangian function. The detailed derivations of (18) and (21) below are given in Appendix A, starting from the weak form of the FS equations (4) on Ω , and by using integration by parts, and applying boundary conditions as in Martin and Monnier (2014); Petra et al. (2012).

- 5 The definition of the Lagrangian \mathcal{L} for the FS equations is given in (14) and (A15) in Appendix A. To determine (\mathbf{v}, q, ψ) , the following adjoint problem is solved:

$$\begin{aligned}
 \psi_t + \nabla \cdot (\mathbf{u}\psi) - \mathbf{h} \cdot \mathbf{u}_z \psi &= F_h + F_{\mathbf{u}} \cdot \mathbf{u}_z, \quad \text{on } \Gamma_s, \quad 0 \leq t \leq T, \\
 \psi(\mathbf{x}, T) &= 0, \quad \psi(\mathbf{x}, t) = 0, \quad \text{on } \Gamma_d, \\
 -\nabla \cdot \tilde{\boldsymbol{\sigma}}(\mathbf{v}, q) &= -\nabla \cdot (2\tilde{\boldsymbol{\eta}}(\mathbf{u}) \star \mathbf{D}(\mathbf{v})) + \nabla q = \mathbf{0}, \quad \nabla \cdot \mathbf{v} = 0, \quad \text{in } \Omega(t), \\
 \tilde{\boldsymbol{\sigma}}(\mathbf{v}, q)\mathbf{n} &= -(F_{\mathbf{u}} + \psi\mathbf{h}), \quad \text{on } \Gamma_s, \\
 \mathbf{T}\tilde{\boldsymbol{\sigma}}(\mathbf{v}, q)\mathbf{n} &= -Cf(\mathbf{T}\mathbf{u})(\mathbf{I} + \mathbf{F}_b(\mathbf{T}\mathbf{u}))\mathbf{T}\mathbf{v}, \quad \text{on } \Gamma_b, \\
 \mathbf{n} \cdot \mathbf{v} &= 0, \quad \text{on } \Gamma_b,
 \end{aligned} \tag{18}$$

where the derivatives of F with respect to \mathbf{u} and h are

$$F_{\mathbf{u}} = \left(\frac{\partial F}{\partial u_1}, \frac{\partial F}{\partial u_2}, \frac{\partial F}{\partial u_3} \right)^T, \quad F_h = \frac{\partial F}{\partial h}.$$

- 10 Note that (18) consists of equations for the adjoint elevation ψ , the adjoint velocity \mathbf{v} , and the adjoint pressure q . The equations are the same as when the derivatives are computed in the inverse problem except for the terms depending on F , which is the misfit between the numerical solution and the observation in the inverse problem. Compared to the steady state adjoint equation for the FS equations discussed in Petra et al. (2012), an advection equation is added in (18) for the Lagrange multiplier $\psi(\mathbf{x}, t)$ on Γ_s with a right hand side depending on the observation function F and one term depending on ψ in the boundary condition
- 15 on Γ_s . The adjoint elevation equation for ψ can be solved independently of the adjoint stress equation since it is independent of \mathbf{v} . If h is observed and $F_h \neq 0$ and $F_{\mathbf{u}} = \mathbf{0}$, then the adjoint elevation equation must be solved together with the adjoint stress equation. Otherwise, the term $\psi\mathbf{h}$ is ignored in the right hand side of the boundary condition of the adjoint stress equation and the solution is $\mathbf{v} = \mathbf{0}$ with $\delta\mathcal{F} = 0$ in (21), see below.

The adjoint viscosity and adjoint stress are

$$\begin{aligned}
 \tilde{\boldsymbol{\eta}}(\mathbf{u}) &= \eta(\mathbf{u}) \left(\mathcal{I} + \frac{1-n}{n\mathbf{D}(\mathbf{u}) \cdot \mathbf{D}(\mathbf{u})} \mathbf{D}(\mathbf{u}) \otimes \mathbf{D}(\mathbf{u}) \right), \\
 \tilde{\boldsymbol{\sigma}}(\mathbf{v}, q) &= 2\tilde{\boldsymbol{\eta}}(\mathbf{u}) \star \mathbf{D}(\mathbf{v}) - q\mathbf{I},
 \end{aligned} \tag{19}$$

cf. also Petra et al. (2012). For the rank four-tensor \mathcal{I} , $\mathcal{I}_{ijkl} = 1$ only when $i = j = k = l$, otherwise $\mathcal{I}_{ijkl} = 0$. The \star operation in (19) between a rank four-tensor \mathcal{A} and a rank two-tensor (viz., a matrix) \mathbf{C} is defined by $(\mathcal{A} \star \mathbf{C})_{ij} = \sum_{kl} \mathcal{A}_{ijkl} C_{kl}$. In general, $\mathbf{F}_b(\mathbf{T}\mathbf{u})$ in (18) is a linearization of the friction law $f(\mathbf{T}\mathbf{u})$ in (4) with respect to the variable $\mathbf{T}\mathbf{u}$. For instance, with a Weertman type friction law, $f(\mathbf{T}\mathbf{u}) = \|\mathbf{T}\mathbf{u}\|^{m-1}$,

$$25 \quad \mathbf{F}_b(\mathbf{T}\mathbf{u}) = \frac{m-1}{\mathbf{T}\mathbf{u} \cdot \mathbf{T}\mathbf{u}} (\mathbf{T}\mathbf{u}) \otimes (\mathbf{T}\mathbf{u}). \tag{20}$$

The perturbation of the Lagrangian function with respect to a perturbation δC in the slip coefficient $C(\mathbf{x}, t)$ involves the tangential components of the forward and adjoint velocities, $\mathbf{T}\mathbf{u}$ and $\mathbf{T}\mathbf{v}$ at the ice base Γ_b , and is given by:

$$\delta\mathcal{F} = \delta\mathcal{L} = \int_0^T \int_{\Gamma_b} f(\mathbf{T}\mathbf{u})\mathbf{T}\mathbf{u} \cdot \mathbf{T}\mathbf{v} \delta C \, d\mathbf{x} \, dt. \quad (21)$$

For this formula to be accurate, δC has to be small. Otherwise, nonlinear effects may be of importance.

5 3.1.1 Time-dependent perturbations

Let us now investigate the effect of time-dependent perturbations in the friction parameter on modelled ice velocities and ice surface elevation. Suppose that the velocity component $u_{1*} = u_1(\mathbf{x}_*, t_*)$ is observed at (\mathbf{x}_*, t_*) at the ice surface as in (17) and that $t_* < T$, then

$$u_{1*} = \mathcal{F} = \int_0^T \int_{\Gamma_s} F(\mathbf{u}) \, d\mathbf{x} \, dt, \quad (22)$$

- 10 with $F(\mathbf{u}) = u_1 \delta(\mathbf{x} - \mathbf{x}_*) \delta(t - t_*)$, $F_{u_1} = \delta(\mathbf{x} - \mathbf{x}_*) \delta(t - t_*)$, $F_{u_2} = F_{u_3} = 0$, $F_h = 0$. Above, we have introduced the simplifying notation that a variable with subscript $*$ is a short-hand for it being evaluated at (\mathbf{x}_*, t_*) , or, if it is time independent, at \mathbf{x}_* . Here we have chosen to consider the perturbation at a certain point in space and time (\mathbf{x}_*, t_*) , which is sufficient because other types of sensitivity over a certain period of time and space as in (16) are the linear combination of point-wise sensitivities. The procedure to determine the sensitivity is as follows. First, the forward equation (4) is solved for $\mathbf{u}(\mathbf{x}, t)$ from $t = 0$ to
- 15 $t = T$. Then, the adjoint equation (18) is solved backward in time (from $t = T$ to $t = 0$) with $\psi(\mathbf{x}, T) = 0$ as the corresponding final condition. Obviously, the solution for $t_* < t \leq T$ is $\psi(\mathbf{x}, t) = 0$ and $\mathbf{v}(\mathbf{x}, t) = \mathbf{0}$. Letting \mathbf{e}^i denote the unit vector with 1 in the i :th component, the boundary condition in (18) becomes $\tilde{\sigma}(\mathbf{v}, q)\mathbf{n} = -\mathbf{e}^1 \delta(\mathbf{x} - \mathbf{x}_*) \delta(t - t_*) - \psi \mathbf{h}$ at $t = t_*$. For $t < t_*$, $\tilde{\sigma}(\mathbf{v}, q)\mathbf{n} = -\psi \mathbf{h}$. Since ψ is small for $t < t_*$ (see Sect. 3.1.4), the dominant part of the solution is $\mathbf{v}(\mathbf{x}, t) = \mathbf{v}_0(\mathbf{x}) \delta(t - t_*)$ for some \mathbf{v}_0 .
- 20 We start by investigating the response of ice velocities to perturbations in friction at the base: When the slip coefficient at the ice base is changed by δC , then the change in u_{1*} at Γ_s is, according to (21), given by

$$\delta u_{1*} = \delta\mathcal{L} = \int_0^T \int_{\Gamma_b} f(\mathbf{T}\mathbf{u})\mathbf{T}\mathbf{u} \cdot \mathbf{T}\mathbf{v} \delta C \, d\mathbf{x} \, dt \approx \int_{\Gamma_b} f(\mathbf{T}\mathbf{u})\mathbf{T}\mathbf{u} \cdot \mathbf{T}\mathbf{v}_0 \delta C(\mathbf{x}, t_*) \, d\mathbf{x}. \quad (23)$$

This implies that the perturbation δu_{1*} mainly depends on δC at time t_* and that contributions from previous $\delta C(\mathbf{x}, t)$, $t < t_*$, are small. If we observe the horizontal velocity, then it responds instantaneously in time to the change in basal friction.

- 25 Further, to investigate the response of the ice surface elevation, h_* at Γ_s , to perturbations in basal friction, one considers

$$F(h) = h(\mathbf{x}, t) \delta(\mathbf{x} - \mathbf{x}_*) \delta(t - t_*), \quad F_h = \delta(\mathbf{x} - \mathbf{x}_*) \delta(t - t_*), \quad F_{\mathbf{u}} = \mathbf{0}.$$

The solution of the adjoint equation (18) with $\tilde{\sigma}(\mathbf{v}, q)\mathbf{n} = -\psi \mathbf{h}$ at Γ_s for $\mathbf{v}(\mathbf{x}, t)$ is non-zero since $\psi(\mathbf{x}, t) \neq 0$ for $t < t_*$.

In applied scenarios, friction at the base of an ice sheet is expected to exhibit seasonal variations. These can be expressed by $\delta C(\mathbf{x}, t) = \delta C_0(\mathbf{x}) \cos(2\pi t/\tau)$, viz. a time dependent perturbation added to a stationary time average $C(\mathbf{x})$, with $0 < \delta C_0 \leq C$. If, for illustrational purposes, $\tau = 1$ (so, one year, from January to December), then Northern hemisphere cold and warm seasons can in a simplified manner be associated with $n\tau$, $n = 0, 1, 2, \dots$ (winter) and $(n + 1/2)\tau$, $n = 0, 1, 2, \dots$ (summer).

- 5 Assume further that $f(\mathbf{T}\mathbf{u})\mathbf{T}\mathbf{u} \cdot \mathbf{T}\mathbf{v}$ is approximately constant in time. This is the case if \mathbf{u} varies slowly in time. Then $\psi \approx \text{const}$ and $\mathbf{v} \approx \text{const}$ for $t < t_*$. The change in ice surface elevation, δh , due to time-dependent variations in basal friction varies as

$$\delta h_* = \delta \mathcal{L} = \int_0^T \int_{\Gamma_b} f(\mathbf{T}\mathbf{u})\mathbf{T}\mathbf{u} \cdot \mathbf{T}\mathbf{v} \delta C(\mathbf{x}, t) d\mathbf{x} dt \approx \mathcal{J} \int_0^{t_*} \cos(2\pi t/\tau) dt = \mathcal{J} \frac{\tau}{2\pi} \sin(2\pi t_*/\tau), \quad (24)$$

where

$$10 \quad \mathcal{J} = \int_{\Gamma_b} f(\mathbf{T}\mathbf{u})\mathbf{T}\mathbf{u} \cdot \mathbf{T}\mathbf{v} \delta C_0 d\mathbf{x}. \quad (25)$$

Obviously, from the properties of the cosine function, the friction perturbation δC is large at $t_* = 0, \tau/2, \tau, \dots$, and vanishes at $t_* = \tau/4, 3\tau/4, \dots$. Yet, (24) shows that $\delta h_* = 0$ at $t_* = 0, \tau, \dots$ (so, during maximal friction in the winter) and at $t_* = \tau/2, 3\tau/2, \dots$ (so, during minimal friction in the summer), while $\delta h_* \neq 0$ when $\delta C = 0$ at $t_* = \tau/4, 3\tau/4, \dots$ in the spring and the fall. The response in h by changing C is delayed in phase by $\pi/2$ or in time by $\tau/4 = 0.25$ yr. This is in contrast to the

- 15 observation of u_1 in (23) where a perturbation in C is directly visible.

Particularly in an inverse problem where the phase shift between δC and δh in (24) is not accounted for, if h_* is measured in the summer with $\delta h(\mathbf{x}, t_*) = 0$, then the wrong conclusion would be drawn that there is no change in C .

In another example, suppose that there is an interval with a step change of C with $\delta C(\mathbf{x}, t) = \delta C_0(\mathbf{x})s(t)$ where $s(t) = 1$ in the time interval $[t_0, t_1]$ and 0 otherwise. Then with \mathcal{J} in (25), δh_* in (24) is

$$20 \quad \delta h_* \approx \mathcal{J} \int_0^{t_*} s(t) dt = \begin{cases} 0, & t_* \leq t_0, \\ \mathcal{J}(t_* - t_0), & t_0 < t_* < t_1, \\ \mathcal{J}(t_1 - t_0), & t_* > t_1. \end{cases}$$

The effect of the basal perturbation successively increases in the elevation when $t_* > t_0$ and stays at a higher level for $t_* > t_1$.

3.1.2 Example with seasonal variation

To illustrate the phase delay in an oscillatory perturbation, a two-dimensional numerical example is shown in Fig. 3, where the time scale and friction coefficient are chosen as follows: $\tau = 1\text{yr}$, $\delta C(x, t) = 0.01C \cos(2\pi t)$ in $x \in [0.9, 1.0] \times 10^6\text{m}$. We reuse
 25 the MISIP (Pattyn et al., 2012) test case EXP 1 as in Sect. 2.2.2. The parameters of the setup are the same as in Fig. 2 and are given in Table 1. The variables u_1 and h are observed at $x \in [0.85, 1.02] \times 10^6\text{m}$. The steady state solution of the forward equation with the GL located at $x_{GL} = 1.035 \times 10^6\text{m}$ is perturbed by δu_1 and δh when C is perturbed by δC as expressed in

formulas $\delta u_1 = u_1(C + \delta C) - u_1(C)$ and $\delta h = h(C + \delta C) - h(C)$. After perturbation, the GL position will oscillate in time. The ice sheet is simulated by FS with Elmer/Ice (Gagliardini et al., 2013) for 10 years.

- Fig. 3 shows that the perturbations δu_1 and δh in the grounded part of the ice sheet, specifically at $x_* = 0.85, 0.9, 0.95, 1.0$, and 1.02×10^6 m for which individual panels are shown, oscillate regularly with a period of 1 year. The perturbations are small outside the interval $[0.9, 1.0] \times 10^6$. The initial condition at $t = 0$ is the steady state solution of the MISIMP problem and the FS solution with a variable C is essentially that steady state solution plus a small oscillatory perturbation, as in Fig. 3.
- The weight $f(\mathbf{T}u)\mathbf{T}u \cdot \mathbf{T}v_0$ in (23) is negative and an increase in the friction, $\delta C > 0$, leads to a decrease in the velocity and $\delta C < 0$ increases the velocity in all panels of Fig. 3. The velocities δu_1 and the surface elevations δh are separated by a phase shift in time, $\Delta\phi = \pi/2$, as predicted by (23) and (24).
- The weight in (24) for δC_0 in the integral over x changes sign when the observation point is passing from $x_* = 0.9 \times 10^6$ to 1.0×10^6 explaining why the shift changes sign in the red dashed lines shown in the two lower panels of Fig. 3.

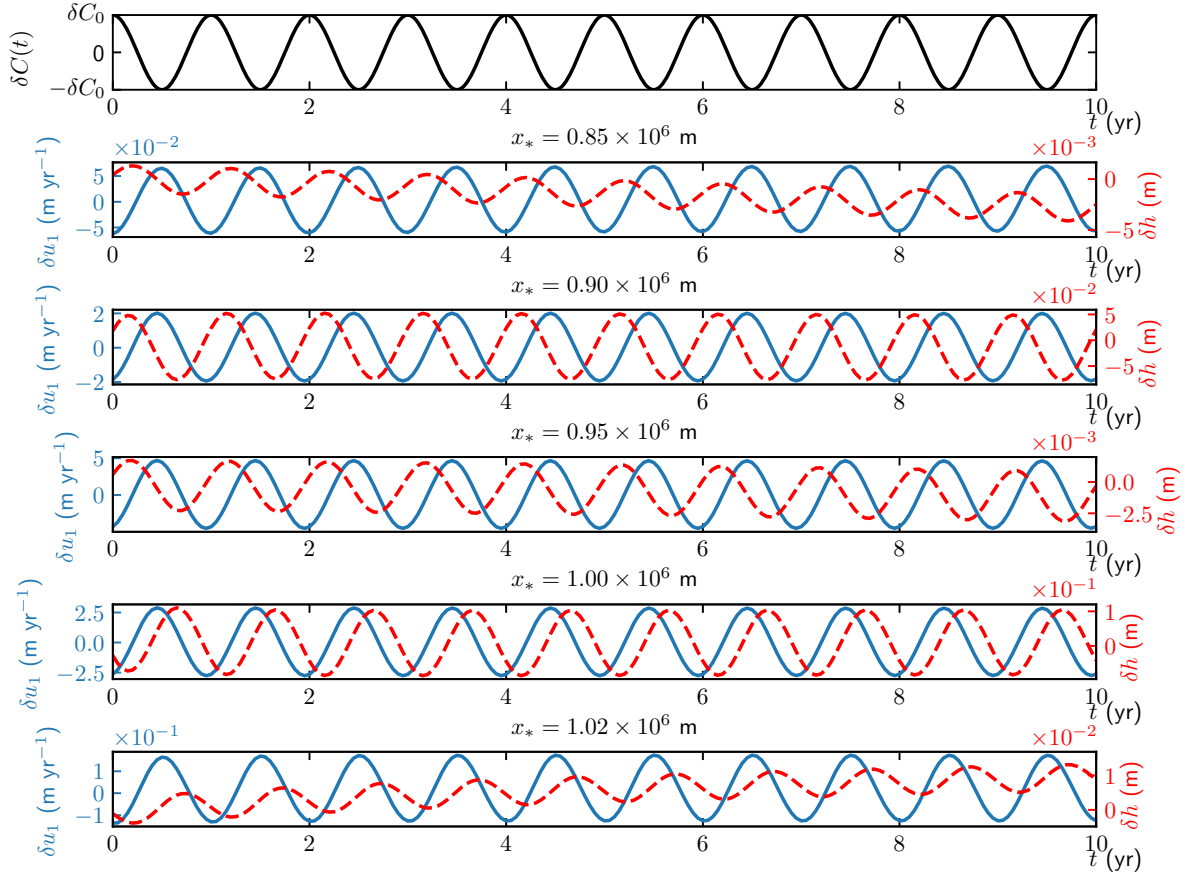


Figure 3. Observations at $x_* = 0.85, 0.9, 0.95, 1.0, 1.02 \times 10^6$ m with FS in time $t \in [0, 10]$ of δu_1 (solid blue) and δh (dashed red) with perturbation $\delta C(t) = 0.01C \cos(2\pi t)$ for $x \in [0.9, 1.0] \times 10^6$ m. Notice the different scales on the y -axes.

3.1.3 The sensitivity problem and the inverse problem

From a theoretical point of view, it is interesting to note that there is a relation between the sensitivity problem where the effect of perturbed parameters in the forward model is estimated and the inverse problem used to infer ‘unobservable’ parameters such as basal friction from observable data, e.g. ice velocity at the ice sheet surface. The same adjoint equations (18) are solved

5 in both problems but with different driving functions defined by $F(\mathbf{u}, h)$ in (13).

Let $(\mathbf{v}^i, q^i, \psi^i), i = 1, \dots, d$, be the steady state solution to (18) when u_i is observed at $\bar{\mathbf{x}}$ and $F_{\mathbf{u}} = \mathbf{e}^i \delta(\mathbf{x} - \bar{\mathbf{x}})$. These are solutions to the sensitivity problem. We will show that the adjoint solution and the variation $\delta\mathcal{F}$ of the inverse problem can be expressed in $(\mathbf{v}^i, q^i, \psi^i)$. The perturbations δb and δC are chosen such that $\delta\mathcal{F} < 0$ in each step in the iterative solution of the inverse problem. Then the objective function \mathcal{F} decreases stepwise toward the minimum..

10 It is shown in Appendix B that

$$\left(\int_{\omega} \sum_{i=1}^d w_i(\bar{\mathbf{x}}) \mathbf{v}^i d\bar{\mathbf{x}}, \int_{\omega} \sum_{i=1}^d w_i(\bar{\mathbf{x}}) q^i d\bar{\mathbf{x}}, \int_{\omega} \sum_{i=1}^d w_i(\bar{\mathbf{x}}) \psi^i d\bar{\mathbf{x}} \right)$$

is a solution of (18) with arbitrary weights $w_i(\bar{\mathbf{x}}), i = 1, \dots, d$, when

$$F_{\mathbf{u}} = \int_{\omega} \sum_{i=1}^d w_i(\bar{\mathbf{x}}) \mathbf{e}^i \delta(\mathbf{x} - \bar{\mathbf{x}}) d\bar{\mathbf{x}} = \sum_{i=1}^d w_i(\bar{\mathbf{x}}) \mathbf{e}^i. \quad (26)$$

When C is perturbed, the first variation of the functional in (21) is

$$15 \quad \delta\mathcal{F} = \int_{\Gamma_b} f(\mathbf{T}\mathbf{u}) \mathbf{T}\mathbf{u} \cdot \mathbf{T} \left(\int_{\omega} \sum_{i=1}^d w_i(\bar{\mathbf{x}}) \mathbf{v}^i d\bar{\mathbf{x}} \right) \delta C d\mathbf{x}. \quad (27)$$

In the inverse problem in Petra et al. (2012),

$$\mathcal{F} = \frac{1}{2} \int_{\omega} \|\mathbf{u}(\mathbf{x}) - \mathbf{u}_{\text{obs}}(\mathbf{x})\|^2 d\mathbf{x}, \quad F_{\mathbf{u}} = \mathbf{u}(\mathbf{x}) - \mathbf{u}_{\text{obs}}(\mathbf{x}). \quad (28)$$

The weights in (26) for the inverse problem are $w_i(\mathbf{x}) = u_i(\mathbf{x}) - u_{\text{obs},i}(\mathbf{x})$. Let $\tilde{\mathbf{v}}$ denote a weighted sum of the solutions of the sensitivity problem \mathbf{v}^i over the whole domain ω

$$20 \quad \tilde{\mathbf{v}}(\mathbf{x}) = \int_{\omega} \sum_{i=1}^d (u_i(\bar{\mathbf{x}}) - u_{\text{obs},i}(\bar{\mathbf{x}})) \mathbf{v}^i d\bar{\mathbf{x}}. \quad (29)$$

Then the effect of δC on \mathcal{F} in the inverse problem is by (27)

$$\delta\mathcal{F} = \int_{\Gamma_b} f(\mathbf{T}\mathbf{u}) \mathbf{T}\mathbf{u} \cdot \mathbf{T}\tilde{\mathbf{v}}(\mathbf{x}) \delta C d\mathbf{x}. \quad (30)$$

The same construction of the solution is possible when h_{obs} is given. Then $d = 1$, $F(h) = \frac{1}{2}(h - h_{\text{obs}})^2$, and $F_h = w = h - h_{\text{obs}}$.

We have investigated the relation between the sensitivity problem and the inverse problem. By solving d sensitivity problems with $F_{\mathbf{u}} = \mathbf{e}^i \delta(\mathbf{x} - \bar{\mathbf{x}})$, $i = 1, \dots, d$, to obtain their adjoint solutions $(\mathbf{v}^i, q^i, \psi^i)$ and combine them with the weights w_i from $F_{\mathbf{u}}$ in (28) for the inverse problem, the adjoint solution to the inverse problem is (29). This solution can then be inserted into (27) to evaluate the effect in \mathcal{F} of a change in C as in (30). In practice, if we are interested in solving the inverse problem and determine $\delta\mathcal{F}$ in (27) in order to iteratively compute the optimal solution with a gradient method, then we solve (18) directly with $F_{\mathbf{u}} = \mathbf{u} - \mathbf{u}_{\text{obs}}$ or $F_h = h - h_{\text{obs}}$ to obtain $\tilde{\mathbf{v}}$ without computing d vectors \mathbf{v}^i . Taking $\delta C = -f(\mathbf{T}\mathbf{u})\mathbf{T}\mathbf{u} \cdot \mathbf{T}\tilde{\mathbf{v}}$ in (30) guarantees that $\delta\mathcal{F} < 0$.

3.1.4 Steady state solution to the adjoint elevation equation in two dimensions

A further theoretical consideration shows that the solution ψ to the adjoint elevation equation need not be computed to estimate perturbations in the velocity for a two-dimensional vertical ice sheet at steady state. We show with the analytical solution in the FS model that the influence of ψ is negligible. It is sufficient to solve the adjoint stress equation for \mathbf{v} to estimate the perturbation in the velocity.

The adjoint steady state equation in a two dimensional vertical ice in (18) is

$$(u_1 \psi)_x = F_h + (\mathbf{h}\psi + F_{\mathbf{u}}) \cdot \mathbf{u}_z, \quad z = h, \quad 0 \leq x \leq L. \quad (31)$$

- 15 The velocity from the forward equation is $\mathbf{u}(x, z) = (u_1, u_3)^T$ and the adjoint elevation ψ satisfies the right boundary condition $\psi(L) = 0$.

The analytical solution ψ to (31) is derived in Appendix C. Let $g(x) = u_{1z}(x)$ if u_1 is observed and let $g(x) = 1$ if h is observed. Then the adjoint solution is

$$\psi(x) = \begin{cases} -\frac{g(x_*)}{u_1(x)} \exp\left(-\int_x^{x_*} \frac{\mathbf{h} \cdot \mathbf{u}_z(y)}{u_1(y)} dy\right), & 0 \leq x \leq x_*, \\ 0, & x_* < x \leq L. \end{cases} \quad (32)$$

- 20 So, this solution has a jump $-g(x_*)/u_1(x_*)$ at x_* .

With a small $\mathbf{h} \cdot \mathbf{u}_z(y) \approx 0$ in (32), an approximate solution is $\psi(x) \approx -g(x_*)/u_1(x)$. If u_1 is observed and $g(x) = u_{1z} \approx 0$, then $\psi(x) \approx 0$ in (32) and $\psi\mathbf{h} \approx 0$ in (18). This is the case in the SSA of the FS model where $u_{1z}(x) = 0$ and in the SIA of the FS equations where $u_{1z}(x, h) = 0$ (Greve and Blatter, 2009; Hutter, 1983). When these approximations are accurate then u_{1z} will be small. Consequently, when u_1 is observed, the effect on \mathbf{v} in the adjoint stress equation of the solution ψ of the adjoint advection equation in (18) is small. Solving only the adjoint stress equation for \mathbf{v} as in Gillet-Chaulet et al. (2016); Isaac et al. (2015); Petra et al. (2012) yields an adequate answer. Numerical solution in Cheng and Lötstedt (2020) of the adjoint FS equation (18) in two dimensions confirms that when u_1 is observed then $\psi(x)$ is negligible. The situation is different when h is observed and $\psi \approx 1/u_1(x_*)$ in (32).

3.2 Adjoint equations based on SSA

Starting from (8), a Lagrangian \mathcal{L} of the SSA equations is defined, using the technique described and applied to the FS equations in Petra et al. (2012). The SSA Lagrangian in (A4) in Appendix A is similar to the FS Lagrangian in (14). By partial integration in \mathcal{L} and evaluation at the forward solution (\mathbf{u}, h) , the adjoint SSA equations are obtained. Then, the effect of perturbed data at the ice base manifests itself at the ice surface as a perturbation $\delta\mathcal{L}$; for details, see Appendix A. The adjoint SSA equations read:

$$\begin{aligned} \psi_t + \mathbf{u} \cdot \nabla \psi + 2\eta \mathbf{B}(\mathbf{u}) : \mathbf{D}(\mathbf{v}) - \rho g H \nabla \cdot \mathbf{v} + \rho g \mathbf{v} \cdot \nabla b &= F_h, \quad \text{in } \omega, \quad 0 \leq t \leq T, \\ \psi(\mathbf{x}, T) &= 0, \quad \text{in } \omega, \quad \psi(\mathbf{x}, t) = 0, \quad \text{on } \gamma_w, \\ \nabla \cdot \tilde{\boldsymbol{\zeta}}(\mathbf{v}) - C f(\mathbf{u})(\mathbf{I} + \mathbf{F}_\omega(\mathbf{u}))\mathbf{v} - H \nabla \psi &= -F_{\mathbf{u}}, \quad \text{in } \omega, \\ \mathbf{t} \cdot \tilde{\boldsymbol{\zeta}}(\mathbf{v})\mathbf{n} &= -C_\gamma f_\gamma(\mathbf{t} \cdot \mathbf{u})(1 + F_\gamma(\mathbf{t} \cdot \mathbf{u}))\mathbf{t} \cdot \mathbf{v}, \quad \text{on } \gamma_g, \quad \mathbf{t} \cdot \tilde{\boldsymbol{\zeta}}(\mathbf{v})\mathbf{n} = 0, \quad \text{on } \gamma_w, \\ \mathbf{n} \cdot \mathbf{v} &= 0, \quad \text{on } \gamma, \end{aligned} \tag{33}$$

where the adjoint viscosity $\tilde{\eta}$ and adjoint stress $\tilde{\boldsymbol{\zeta}}$ are (cf. (19) for the case of FS)

$$\begin{aligned} \tilde{\eta}(\mathbf{u}) &= \eta(\mathbf{u}) \left(\mathcal{I} + \frac{1-n}{n\mathbf{B}(\mathbf{u}) : \mathbf{D}(\mathbf{u})} \mathbf{B}(\mathbf{u}) \otimes \mathbf{D}(\mathbf{u}) \right), \\ \tilde{\boldsymbol{\zeta}}(\mathbf{v}) &= 2H\tilde{\eta}(\mathbf{u}) \star \mathbf{B}(\mathbf{v}). \end{aligned} \tag{34}$$

From (33) it is seen that the adjoint SSA equations have the same structure as the adjoint FS equations (18). There is one stress equation for the adjoint velocity \mathbf{v} , and one equation for the Lagrange multiplier ψ corresponding to the surface elevation equation in (8). However, the advection equation for ψ in (33) depends on \mathbf{v} , implying a fully coupled system for \mathbf{v} and ψ . Equations (33) are solved backward in time with a final condition on ψ at $t = T$. As in (8), there is no time derivative in the stress equation. With a Weertman friction law, viz. $f(\mathbf{u}) = \|\mathbf{u}\|^{m-1}$ and $f_\gamma(\mathbf{t} \cdot \mathbf{u}) = |\mathbf{t} \cdot \mathbf{u}|^{m-1}$ (cf. also Appendix A1),

$$\mathbf{F}_\omega(\mathbf{u}) = \frac{m-1}{\mathbf{u} \cdot \mathbf{u}} \mathbf{u} \otimes \mathbf{u}, \quad F_\gamma = m-1. \tag{35}$$

If the friction coefficient C at the ice base (both where it is grounded on bedrock ($C > 0$) and floating ($C = 0$)) is changed by δC , if the bottom topography is changed by δb , and if the lateral friction coefficient C_γ is changed by δC_γ , then it follows from Appendix A2 that the Lagrangian \mathcal{L} is changed by (note that the weight in front of δC in (35) is actually the same as in (21))

$$\delta\mathcal{L} = \int_0^T \int_\omega (2\eta \mathbf{B}(\mathbf{u}) : \mathbf{D}(\mathbf{v}) + \rho g \mathbf{v} \cdot \nabla h + \nabla \psi \cdot \mathbf{u}) \delta b - f(\mathbf{u}) \mathbf{u} \cdot \mathbf{v} \delta C \, d\mathbf{x} \, dt - \int_0^T \int_{\gamma_g} f_\gamma(\mathbf{t} \cdot \mathbf{u}) \mathbf{t} \cdot \mathbf{u} \mathbf{t} \cdot \mathbf{v} \delta C_\gamma \, ds \, dt. \tag{35}$$

The same perturbations in δC , δb , and δC_γ could be allowed for the FS equations in (21) but because the FS equations are more complicated than the SSA equations, the complexity of the derivation in the appendix and the expression for $\delta\mathcal{L}$ would increase considerably, which is why we refrain from considering them here.

Suppose that only h is observed with $F_h \neq 0$ and $F_{\mathbf{u}} = 0$ in (33). Then the adjoint elevation equation must be solved for $\psi \neq 0$ to have a $\mathbf{v} \neq 0$ in the adjoint stress equation and a perturbation in the Lagrangian in (35). The same result follows from the adjoint FS equations. If $F_h \neq 0$ and $F_{\mathbf{u}} = 0$ in (18), then $\psi \neq 0$. Consequently, $\mathbf{v} \neq 0$ and a perturbation δC will cause a

perturbation $\delta\mathcal{L}$ in (21). The conclusion that the adjoint elevation equation must be solved if the surface elevation is observed is independent of the two ice models.

In a broader context, it is worth emphasizing that the adjoint equation derived in MacAyeal (1993) is identical to the stress equation in (33), if H is constant, $\mathbf{F}_\omega = 0$ (e.g. $m = 1$), and $\tilde{\eta}(\mathbf{u}) = \eta(\mathbf{u})$.

5 3.2.1 The two-dimensional adjoint solution

The 2D adjoint SSA equations are derived from (33) in the same manner as (10), by letting ψ and v_1 be independent of y , and setting $v_2 = 0$ and $C_\gamma = 0$. To simplify the notation, we also let $v = v_1$. The adjoint equations for v and ψ follow either from simplifying (33), or from the Lagrangian and (10) and read as follows:

$$\begin{aligned} \psi_t + u\psi_x + (\eta u_x - \rho g H)v_x + \rho g b_x v &= F_h, \quad 0 \leq t \leq T, \quad 0 \leq x \leq L, \\ \psi(x, T) &= 0, \quad \psi(L, t) = 0, \\ \left(\frac{1}{n}\eta H v_x\right)_x - C m f(u)v - H\psi_x &= -F_u, \\ v(0, t) &= 0, \quad v(L, t) = 0. \end{aligned} \tag{36}$$

- 10 Note that the viscosity above is multiplied by a factor $1/n$, $n > 0$ which represents an extension of the adjoint SSA in MacAyeal (1993) where $n = 1$ implicitly. The effect on the Lagrangian of perturbations δb and δC is obtained from (35)

$$\delta\mathcal{L} = \int_0^T \int_0^L (\psi_x u + v_x \eta u_x + v \rho g h_x) \delta b - v f(u) u \delta C \, dx \, dt. \tag{37}$$

The weights or sensitivity functions w_b and w_C multiplying δb and δC in the integral are defined by

$$w_b(x, t) = \psi_x u + v_x \eta u_x + v \rho g h_x, \quad w_C(x, t) = -v f(u) u. \tag{38}$$

- 15 The steady-state solutions to the system (36) can be analyzed as in the forward equations in Sect. 2.2.2 after simplifications. The viscosity terms in (36) are often small and can hence be neglected, and we assume that the basal topography is characterized by a small spatial gradient b_x . The advantage resulting from these simplifications is that both the forward and adjoint equations can be solved analytically on a reduced computational domain where $x \in [0, x_{GL}]$. The analytical approximations are less accurate close to the ice divide where some of the above assumptions are not valid. The adjoint equations (36) reduce to

$$\begin{aligned} u\psi_x - \rho g H v_x &= F_h, \quad 0 \leq x \leq x_{GL}, \\ \psi_x(0) &= 0, \quad \psi(x_{GL}) = 0, \\ -C m u^{m-1} v - H\psi_x &= -F_u, \\ v(0) &= 0. \end{aligned} \tag{39}$$

3.2.2 The two-dimensional adjoint steady state solution with velocity observation

In this section, the analytical solution to the adjoint equation (39) is discussed. The derivation of the solution is detailed in Appendix E to Appendix F. It is here sufficient to recall that the below given solution is derived under the assumptions that $b_x \ll H_x$, and that a and C are constants.

For observations of u at x_* ,

$$\mathcal{F} = \int_0^L u(x) \delta(x - x_*) dx = u_*, \quad F_u = \delta(x - x_*), \quad F_h = 0,$$

the adjoint solutions are

$$\begin{aligned} \psi(x) &= \frac{Ca^m x_*}{\rho g H_*^{m+3}} (x_{GL}^m - x^m), \quad x_* < x \leq x_{GL}, \\ \psi(x) &= -\frac{1}{H_*} + \frac{Ca^m x_*}{\rho g H_*^{m+3}} (x_{GL}^m - x_*^m), \quad 0 \leq x < x_*, \\ v(x) &= \frac{ax_*}{\rho g H_*^{m+3}} H^m, \quad x_* < x \leq x_{GL}, \\ v(x) &= 0, \quad 0 \leq x < x_*, \end{aligned} \tag{40}$$

- 5 where $\psi(x)$ and $v(x)$ have discontinuities at the observation point x_* . The perturbation of the Lagrangian (37) is with the Heaviside step function $\mathcal{H}(x)$ and the Dirac delta $\delta(x)$ (cf. Appendix F)

$$\begin{aligned} \delta u_* &= \delta \mathcal{L} = \int_0^{x_{GL}} w_b \delta b + w_C \delta C dx = \int_0^{x_{GL}} (\psi_x u + v_x \eta u_x + v \rho g h_x) \delta b - v u^m \delta C dx \\ &= \int_{x_*^-}^{x_{GL}} \frac{ax_* H^m}{H_*^{m+3}} [(m+1) H_x \mathcal{H}(x - x_*) + H \delta(x - x_*)] \delta b - \frac{ax_* (ax)^m}{\rho g H_*^{m+3}} \delta C dx \\ &= \frac{u_* \delta b_*}{H_*} - \frac{u_*}{\rho g H_*^{m+2}} \int_{x_*}^{x_{GL}} C (ax)^m \left((m+1) \frac{\delta b}{H} + \frac{\delta C}{C} \right) dx, \end{aligned} \tag{41}$$

or, after scaling with u_* :

$$\frac{\delta u_*}{u_*} = \frac{\delta b_*}{H_*} - \frac{1}{\rho g H_*^{m+2}} \int_{x_*}^{x_{GL}} C (ax)^m \left((m+1) \frac{\delta b}{H} + \frac{\delta C}{C} \right) dx. \tag{42}$$

- 10 The relation in (42) between the relative perturbations $\delta b/H, \delta C/C$ and $\delta u/u$ can also be interpreted as a way to quantify the uncertainty in u . The uncertainty may be due to measurement errors in the topography b . For example, it is known that the true surface is in an interval $[b - \delta b, b + \delta b]$ around b where e.g., $\delta b = 1$ m or δb has a normal distribution with zero mean and some variance. Such an uncertainty δb in b or similarly an uncertainty δC in C is propagated to an uncertainty δu_* in u at x_* by (42), see Smith (2014).
- 15 The perturbations δu_{1i} at discrete points $\mathbf{x}_{*,i}$ due to perturbations δC_j at discrete points \mathbf{x}_j are connected by a transfer matrix \mathbf{W}_C in Cheng and Lötstedt (2020). The relation between δu_{1i} and δC_j is for all i and j that

$$\delta u_{1i} = \sum_j W_{Cij} \delta C_j.$$

The elements W_{Cij} of the transfer matrix correspond to quadrature coefficients in the discretization of the first integral in (41) with $\delta b = 0$. The properties of \mathbf{W}_C are examined numerically in Cheng and Lötstedt (2020). We conclude that certain

perturbations of C (not only highly oscillatory) are difficult to observe in u_1 at the surface. The same analysis is performed for the other combinations of $\delta b, \delta C$ and $\delta u_1, \delta h$.

Finally, let us comment on other approaches to investigate the sensitivity of surface data to changes in b and C , e.g. using three linear models as in Gudmundsson (2008) and along a flow line at steady state in Gudmundsson and Raymond (2008)

- 5 with a linearized FS model with $n = 1$ and $m = 1$. In these papers, transfer functions for the perturbations from base to surface corresponding to our formulas (41) and (42) are derived by Fourier and Laplace analysis. The perturbations with long wavelength λ and small wave number k are propagated to the surface but short wavelengths are effectively damped in Gudmundsson (2008). The transfer functions are utilized in Gudmundsson and Raymond (2008) to estimate how well basal data can be retrieved from surface data. Retrieval of basal slipperiness C is possible for perturbations δC of long wavelength
- 10 and if the errors in the basal topography δb is small. Short wavelength perturbations δb can be determined from surface data. The same conclusions as in Gudmundsson (2008) and Gudmundsson and Raymond (2008) can be drawn from our explicit expressions for the dependence of δu_* and δh_* on δC and δb . For example, it follows from (44) that only δC with a long wavelength is visible at the surface and that δb also with a short wavelength affects δu_* in (42). If δb is small or zero in (42), then it is easier to determine the δC that causes a certain δu_* .
- 15 The analytical adjoint solutions $\psi(x)$ and $v(x)$ in (40) of the MISMP case in Fig. 2 with parameters in Table 1 at different x_* positions are shown in Fig. 4(a) and Fig. 5(a).

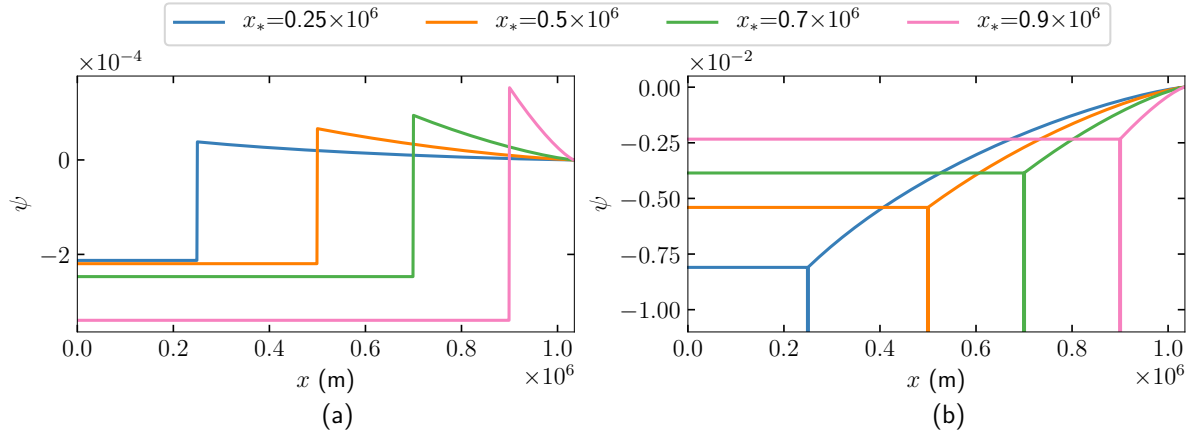


Figure 4. The analytical solutions of ψ in (39) of the observations of (a) u and (b) h at different locations $x_* = 0.25 \times 10^6, 0.5 \times 10^6, 0.7 \times 10^6$ and 0.9×10^6 m.

The weights w_b and w_C in (41) multiplying δb and δC , defined in the same manner as in (37) and (38), are shown in Fig. 6(a) and Fig. 7(a) with the solutions ψ and v in Fig. 4(a) and Fig. 5(a). The Dirac term is plotted as a vertical line at x_* in Fig. 7(a). All perturbations in C between x_* and x_{GL} will result in a perturbation of the opposite sign in u_* at the surface because

- 20 $w_C < 0$ in (x_*, x_{GL}) in Fig. 6(a) and (41). The same conclusion holds true for perturbations in b because $w_b < 0$ in (x_*, x_{GL})

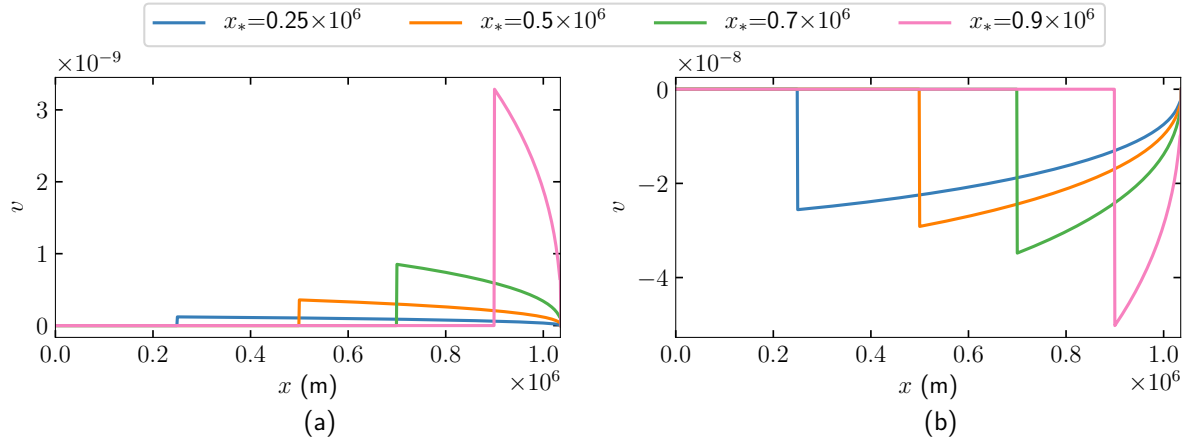


Figure 5. The analytical solutions of v in (39) of the observations of (a) u and (b) h at different locations $x_* = 0.25 \times 10^6, 0.5 \times 10^6, 0.7 \times 10^6$ and 0.9×10^6 m.

in Fig. 7(a) but an additional contribution is added from δb at x_* by the Dirac delta in w_b . A perturbation is less visible in u the farther away from x_{GL} the observation point is since the amplitude of both w_C and w_b decays when x_* decreases.

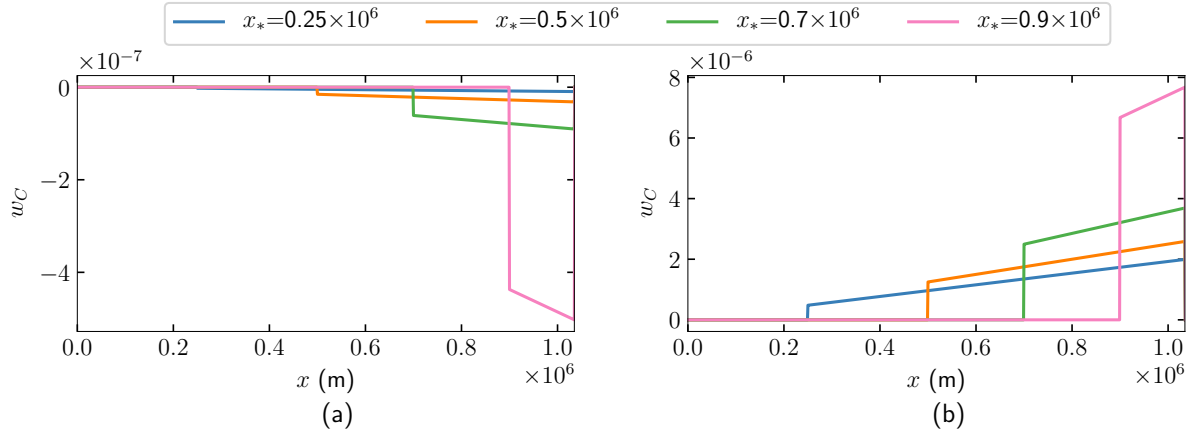


Figure 6. The analytical solution of the weights $w_C = -vu^m$ on δC in (37) for (a) u and (b) h observed at $x_* = 0.25 \times 10^6, 0.5 \times 10^6, 0.7 \times 10^6$ and 0.9×10^6 m.

The following conclusions can be drawn from (41) and (42) and Figs. 6 and 7:

- (i). The closer perturbations in basal friction are located to the grounding line, the larger perturbations of velocity will be observed at the surface. This is because the weight in front of δC increases when $x_* \rightarrow x_{GL}$, see Fig. 6, which in turn is an effect of the increasing velocity u_* and the decreasing thickness H_* , as the grounding line is approached, see Fig. 2.

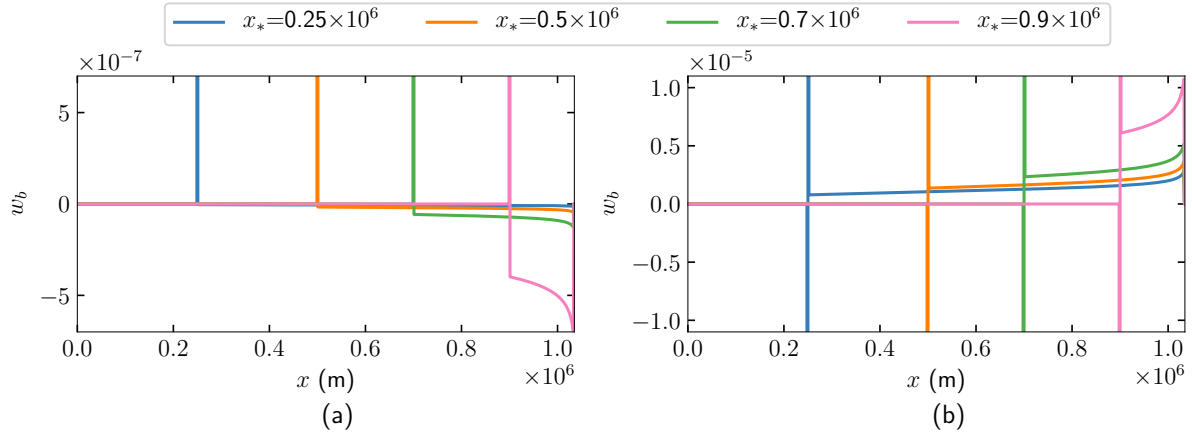


Figure 7. The analytical solution of weights $w_b = \psi_x u + v_x \eta u_x + v \rho g h_x$ on δb in (37) for (a) u and (b) h observed at $x_* = 0.25 \times 10^6, 0.5 \times 10^6, 0.7 \times 10^6$ and 0.9×10^6 m.

Or, compactly expressed, δC with support in $[x_*, x_{GL}]$ will cause larger perturbations at the surface the closer x_* is to x_{GL} , and the closer $\delta C(x)$ is to x_{GL} . The same conclusion is drawn in Cheng and Lötstedt (2020) with numerically computed SSA adjoint solutions.

- (ii). Variations in the observed velocity δu_* at the surface at observation point x_* will include contributions from changes in the frictional parameter, δC , between x_* and the grounding line x_{GL} , and from changes in basal topography, δb , but it is impossible to disentangle their individual contributions to δu_* .
- (iii). When the variation in ice thickness is small compared to the overall ice thickness, $H_x \ll H$, a small perturbation in basal topography δb is directly visible in the surface velocity. This is because in such a case, $\delta u_* \approx u_* \delta b_*/H_*$ and the main effect on u_* from the perturbation δb is localized at each x_* , see (41).
- (iv). For an unperturbed basal topography, two different perturbations of the friction coefficient will result in the same perturbation of the velocity. In other words: the perturbation δC cannot be uniquely determined by one observation of δu . This follows if we let the perturbation of the friction coefficient be a constant $\delta C_0 \neq 0$ in $[x_0, x_1] \in [x_*, x_{GL}]$, and evaluate the integral in (41) to obtain

$$\delta u_* = -\frac{u_*}{\rho g H_*^{m+2}} \int_{x_0}^{x_1} (ax)^m \delta C_0 \, dx = -\frac{a^m u_*}{(m+1) \rho g H_*^{m+2}} (x_1^{m+1} - x_0^{m+1}) \delta C_0. \quad (43)$$

- The same δu_* is observed with a constant perturbation in $[x_2, x_3] \in [x_*, x_{GL}]$ with the amplitude $\delta C_0 (x_1^{m+1} - x_0^{m+1}) / (x_3^{m+1} - x_2^{m+1})$.

- (v). A rapidly varying friction coefficient at the base of the ice sheet will be difficult to identify by observing the velocity at the ice surface. In contrast, a smoothly varying friction coefficient at the base will be easily observable at the ice sheet

surface. This is seen as follows: Perturb C by $\delta C = \epsilon \cos(kx/x_{GL})$ in (41) for some wave number k which determines the smoothness of the friction at the bedrock and amplitude ϵ and let $\delta b = 0$ and $m = 1$. The wavelength of the perturbation is $\lambda = 2\pi x_{GL}/k$. When k is small then the wavelength is long and the variation of $C + \delta C$ is smooth. When k is large then the friction coefficient varies rapidly in x with a short λ . The perturbation in the velocity is

$$\begin{aligned} \delta u_* &= - \int_{x_*}^{x_{GL}} \epsilon \frac{a^2 x_*}{\rho g H_*^4} x \cos\left(\frac{kx}{x_{GL}}\right) dx \\ &= -\epsilon \frac{a^2 x_*}{\rho g H_*^4} \frac{x_{GL}^2}{k} \left(\sin(k) - \frac{x_*}{x_{GL}} \sin\left(\frac{kx_*}{x_{GL}}\right) + \frac{1}{k} \left(\cos(k) - \cos\left(\frac{kx_*}{x_{GL}}\right) \right) \right). \end{aligned} \quad (44)$$

For a thin ice with a small H_* , a perturbation in C is easier to observe at the surface than for a thick ice. When k grows at the ice base, the amplitude of the perturbation at the ice surface decays as $1/k$. Thus, the effect of high wave number perturbations of C will be difficult to observe at the top of the ice but smooth perturbations at the base will propagate to the surface. If k is large and the surface velocity is of interest in a numerical simulation, then there is no reason to use a fine mesh at the base to resolve the fast variation in C because it will not be visible at the top of the ice. How the damping depends on λ in the FS equations is computed in Cheng and Lötstedt (2020).

- (vi). A perturbation in the topography with long wavelength is easier to detect at the surface than a perturbation with short wavelength. If $\delta C = 0$ and b is perturbed by $\delta b = \epsilon \cos(kx/x_{GL})$, then any perturbation at x_* is propagated to the surface by $\frac{u_* \delta b_*}{H_*}$, which is the first term on the right hand side of (41). The effect is larger if the ice is thin and moving fast. The integral term will behave in the same way as in (44) with mainly perturbations with small wave numbers and long wavelengths visible at the surface.

3.2.3 The two-dimensional adjoint steady state solution with elevation observation

In the case when h is observed at x_* and $F_u = 0$ and $F_h = \delta(x - x_*)$, the expressions for ψ and v satisfying (39) are

$$\begin{aligned} \psi(x) &= -\frac{C a^{m-1}}{\rho g H_*^{m+1}} (x_{GL}^m - x^m), \quad x_* < x \leq x_{GL}, \\ \psi(x) &= -\frac{C a^{m-1}}{\rho g H_*^{m+1}} (x_{GL}^m - x_*^m), \quad 0 \leq x < x_*, \\ v(x) &= -\frac{H_*^m}{\rho g H_*^{m+1}}, \quad x_* < x \leq x_{GL}, \\ v(x) &= 0, \quad 0 \leq x < x_*. \end{aligned} \quad (45)$$

- The corresponding formulas when u is observed are found in (40). There is a discontinuity at the observation point x_* in $v(x)$ illustrated in Fig. 5(b), but $\psi(x)$ is continuous in the solution of (39) and in Fig. 4(b).

The second derivative term $(\frac{1}{n}\eta H v_x)_x$ is neglected in the simplified equation (39) but is of importance at x_* . A correction $\hat{\psi}$ of ψ at x_* in (45) is therefore introduced to satisfy $(\frac{1}{n}\eta H v_x)_x - H \hat{\psi}_x = 0$. With $v_x(x_*) = -\delta(x - x_*)/(\rho g H_*)$, the correction is $\hat{\psi}(x) = -\delta(x - x_*)\eta_*/(n\rho g H_*)$. The solution ψ is updated at each x_* in Fig. 4(b) with $\hat{\psi}$ as a vertical line representing the

- negative Dirac delta.

The perturbation in h is as in (41) with ψ and v in (45) and the additional term $\hat{\psi}$

$$\begin{aligned} \frac{\delta h_*}{H_*} &= \int_{x_*^-}^{x_{GL}} -\frac{u\eta_*}{n\rho g H_*^2} \delta_x(x-x_*) \delta b \, dx + \int_{x_*}^{x_{GL}} \frac{C(ax)^m}{\rho g H_*^{m+2}} \left((m+1) \frac{\delta b}{H} + \frac{\delta C}{C} \right) dx \\ &= \frac{a\eta_*}{n\rho g H_*^2} \left(x \frac{\delta b}{H} \right)_x(x_*) + \frac{1}{\rho g H_*^{m+2}} \int_{x_*}^{x_{GL}} C(ax)^m \left((m+1) \frac{\delta b}{H} + \frac{\delta C}{C} \right) dx, \end{aligned} \quad (46)$$

where $a(x\delta b/H)_x(x_*) = (u\delta b)_x(x_*)$ represents the x -derivative of $u\delta b$ evaluated at x_* . When $\delta b = 0$ then δu_* in (42) and $\delta h_* = \delta H_*$ in (46) satisfy $\delta u_* H_* = -\delta H_* u_*$ as in the integrated form of the advection equation in (11) and in (D1).

- 5 As in (41), (46) is rewritten with the weights w_b and w_C in (38)

$$\delta h_* = \int_0^{x_{GL}} (\psi_x u + v_x \eta u_x + v \rho g h_x) \delta b - v u^m \delta C \, dx = \int_0^{x_{GL}} w_b \delta b + w_C \delta C \, dx. \quad (47)$$

These weights are shown in Fig. 6(b) and Fig. 7(b). The negative derivative of the Dirac delta is depicted in Fig. 7(b) as a vertical line in the negative direction immediately followed by one in the positive direction.

- 10 The contribution from the integrals in (42) and (46) is identical except for the sign (compare w_C in Fig. 6(a) and Fig. 6(b) and w_b in Fig. 7(a) and Fig. 7(b)). The first term in (42) depends on $\delta b/H$ and the first term in (46) depends on the derivative of $ax\delta b/H = u\delta b$. The derivative of $u\delta b$ at x_* directly affects the perturbation of h at x_* . A perturbation of b at the base is directly visible locally in u at the surface while the effect of δC is non-local in the integral in (46). Because of the similarities between (42) and (46) and the left and right columns of Fig. 6 and Fig. 7, the conclusions (i), (ii), (iv), (v), and (vi) in Sect. 3.2.2 from (41) and (42) for δu_* are valid also for δh_* in (46).

15 3.2.4 The two-dimensional time dependent adjoint solution

Finally, the time dependent adjoint equation (36) is investigated. Equation (36) is solved numerically for the same MISMIP test case as Fig. 2 in Sect. 2.2.2 with the parameters in Table 1. As in Sect. 3.1.2, the friction coefficient C has a seasonal variation (period one year, 1 yr, where the beginning of the year is associated with winter) in the forward equation (10):

$$C(x, t) = C_0(1 + \kappa \cos(2\pi t)), \quad 0 < \kappa < 1. \quad (48)$$

- 20 Apparently, C has its highest value at $t = n$, $n = 0, 1, 2, \dots$, i.e. the winter, and its lowest value at $t = n + 1/2$, i.e. the summer, as in Fig. 3. The amplitude of the variation in C is set to $\kappa = 0.5$ and the forward equation (10) is solved for 11 years. The GL will move in time because of the variation in C . The topography b is kept constant in time. Observations of u and h are taken at $x_* = 9 \times 10^5$ m for 0.1 yr in the four seasons starting from the summer of the tenth year, e.g., in the summer ($t_* = 9.5$), the fall ($t_* = 9.75$), the winter ($t_* = 10$), and the spring ($t_* = 10.25$). The forward equations (10) are solved numerically from
- 25 $t = 0$ with the steady state solution as initial data to the observation points $t = t_*$ and the adjoint equations (36) are solved from $t = t_*$ backward in time to $t = 0$. According to a convergence test, the time step is chosen to be 0.01 yr and the spatial resolution is 10^3 m. A visual inspection of the computed solutions after halving the step sizes indicates that a sufficiently converged solution has been reached.

Fig. 8 shows the results for the adjoint weights $w_C(x, t)$ and $w_b(x, t)$ multiplying the perturbations δC and δb , as defined in (37), for the observations of u and h at $x_* = 9 \times 10^5$ m in all four seasons, where each column represents one season. The friction coefficient C follows the seasonal variation in (48). Each row is one of the combinations of the weights w_C and w_b for the observations of u and h . The time axis (or ordinate) in the figure follows the time direction in the forward problem (10).

- 5 Most of the weights in space and time are negligible implying that perturbations in those domains are not visible at (x_*, t_*) . Only δC and δb in a narrow interval around x_* for t in $[0, t_*]$ have an influence on δu_* and δh_* . Therefore, we take a snapshot of the x axis (or abscissa) with the width of 10^5 m in space around x_* in Fig. 8. The weights oscillate in time because of the seasonal variation in the basal conditions in (48). A perturbation at the base is propagated to the x_* position on the surface but with a possible delay in time. The earlier a perturbation in C or b takes place in the interval $[0, t_*)$, the smaller the effect of it is at t_* . After five years a perturbation can hardly be detected at the surface.

- The temporal variations of the adjoint weights at x_* in Fig. 8 are shown in Fig. 9 for the four seasons with four different colors. As expected, the weights vanish when $t > t_*$. In Fig. 9(a) and (b), the perturbations δC_* and δb_* have a direct effect on δu_* at t_* , where both $w_C(x_*, t_*)$ and $w_b(x_*, t_*)$ are negative. The same direct effect of δC is found for δu_{1*} solving the FS equations (23) in Sect. 3.1.1. A change in δC_* at the base is observed immediately as a change in u at the surface. The effect of δC on δu_* for $t < t_*$ is weak in Fig. 9(a), i.e. the memory of old perturbations is short. The largest effect of δC on δu_* and δh_* appears with t_* in the summer when C is small in (48) (the blue lines in Fig. 9(a) and (b)).

- However, when h is observed, the effects of δC_* and δb_* are not visible directly because $w_{C*} \approx 0$ and $w_{b*} \approx 0$ in Fig. 9(c) and Fig. 9(d). An intuitive explanation is that there is an immediate effect on the velocity but there is a delay in h since it is integrated in time from the velocity field. Additionally, the effects of δC and δb are difficult to separate, since the weight $w_b(x_*, t)$ has a shape similar to $w_C(x_*, t)$. The largest effect on δh_* is from δC in the summer due to the peaks in w_C in Fig. 9(c). For the same δC , the largest δh_* is observed in the fall (orange), then the second largest δh_* is in the winter (green) followed by the spring observation (red). If δh_* is observed in the fall and the time dependency is ignored, then the wrong conclusion is drawn that δC in the fall has the strongest effect (but it is the summer perturbation). There is a delay in time between the perturbation and the observation of the effect in the surface elevation. The same shift in time is what we found in Sect. 3.1.1, (24), and Fig. 3 for the FS equations.

- A reference adjoint solution at x_* observed during the fall season ($t_* = 9.75$) with time independent C and b , $\kappa = 0$ in (48), in the forward equations is shown in black dashed lines in all the four panels of Fig. 9. The weight w_b at x_* for a constant b is well approximated by $w_{b*} \exp(-(T - t)/\tau)$ in time with $\tau = 1.4$ yr for some w_{b*} for the observation of both u and h . For the weight w_C , the same exponential function holds with weight w_{C*} , but the time constant $\tau = 1.8$ yr for the observation of h_* and $\tau = 2.2$ yr for the u_* case.

Suppose that the temporal perturbation is oscillatory with frequency f and located in space at x_* with

$$\delta C(x, t) = \delta C_0 \cos(2\pi f t) \delta(x - x_*).$$

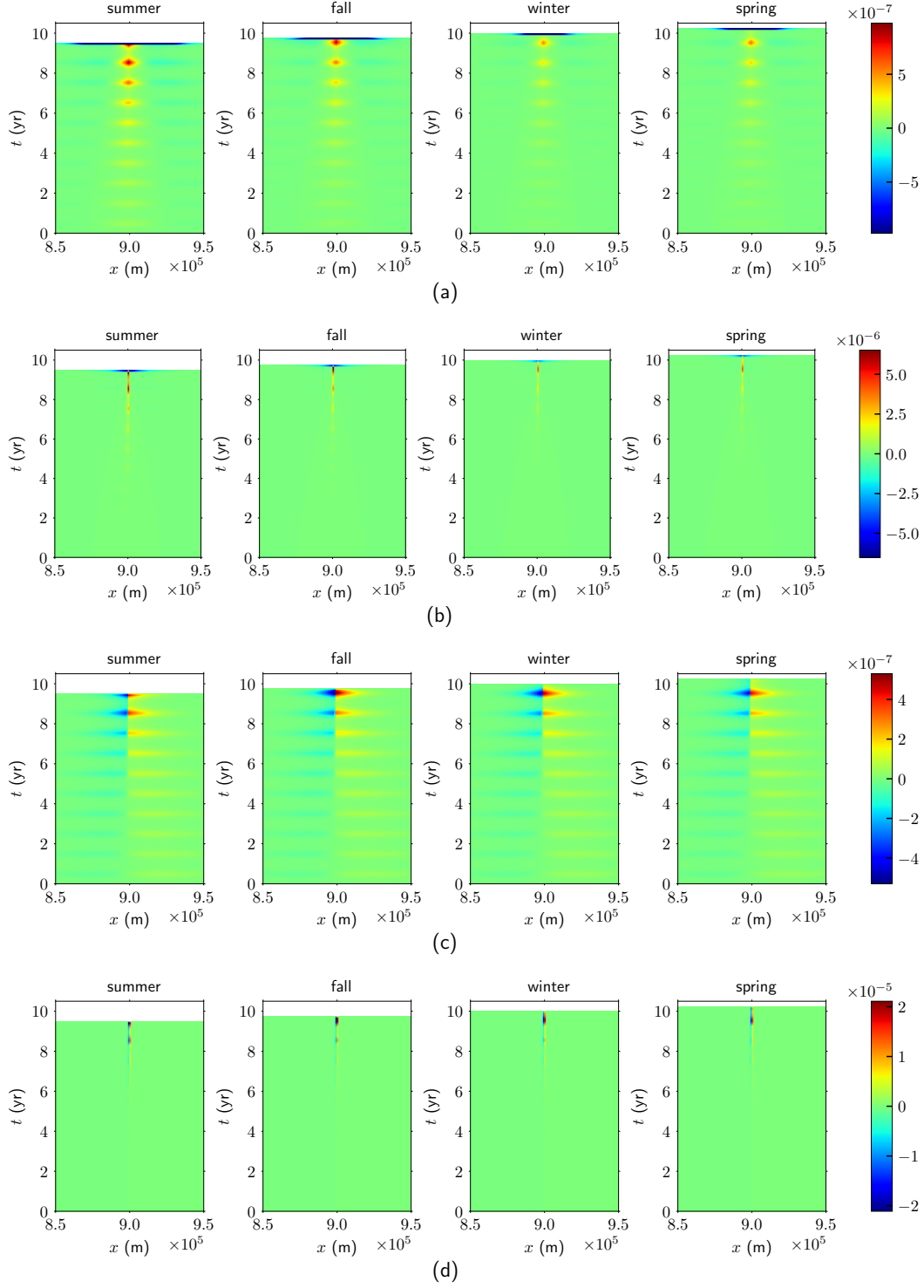


Figure 8. The adjoint weights for the observations at $x_* = 9 \times 10^5$ m of the four seasons. (a) w_C for the observation of u . (b) w_b for the observation of u . (c) w_C for the observation of h . (d) w_b for the observation of h .

A low frequency f with $f \ll 1$ corresponds decennial or centennial variations and a high frequency with $f \gg 1$ corresponds to diurnal or weekly variations. Then the perturbation in h at $t = t_*$ is

$$\delta h_* = \int_0^{t_*} w_{C*} \exp(-(t_* - t)/\tau) \delta C_0 \cos(2\pi f t) dt = \left(\frac{\cos(2\pi f t_*) + 2\pi\tau f \sin(2\pi f t_*) - e^{-t_*/\tau}}{4\pi^2\tau f^2 + \tau^{-1}} \right) w_{C*} \delta C_0, \quad (49)$$

cf. (44). With a high frequency, $f \gg 1$, then $\delta h_* \propto 1/f$ and high frequency perturbations are damped efficiently. At certain times of observation t_* when $\sin(2\pi f t_*) = 0$, the damping is even stronger with $\delta h_* \propto 1/f^2$. If the frequency is low, $f \ll 1$, then $\delta h_* \propto \tau$ and the change in h_* is insensitive to the frequency. The same conclusions hold true for δb where decennial perturbations seem more realistic.

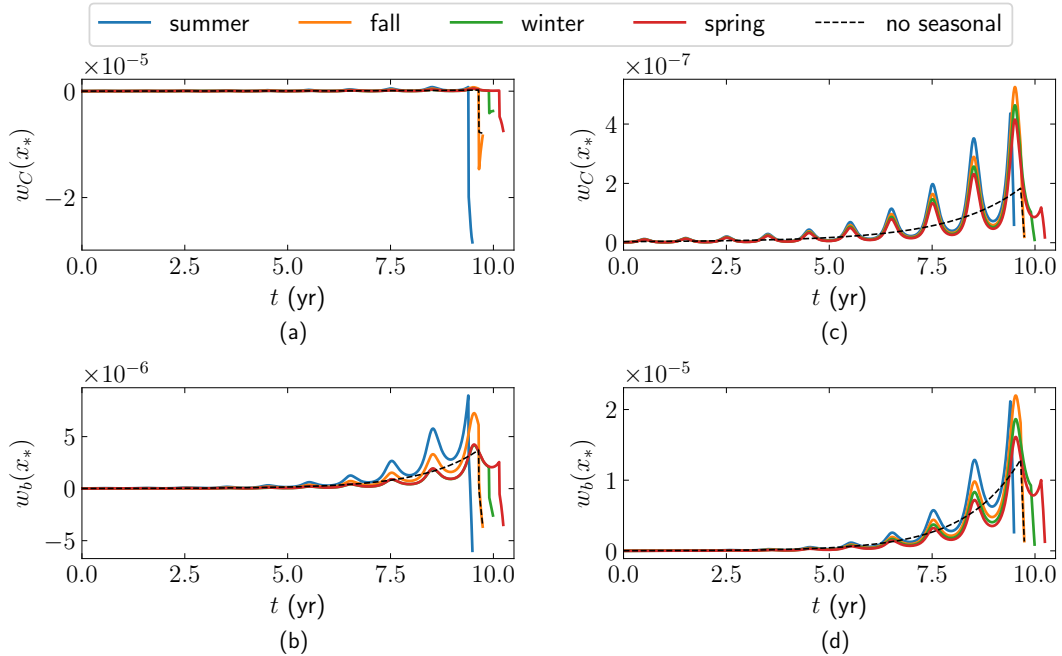


Figure 9. The adjoint weights at x_* in the four seasons of the tenth year with seasonally varying friction coefficient. The black dashed line is a reference solution without seasonal variations which is observed at $t_* = 9.75$. (a) w_C for the observation of u . (b) w_b for the observation of u . (c) w_C for the observation of h . (d) w_b for the observation of h .

4 Conclusions

The adjoint equations are derived in the FS and the SSA frameworks including time and the surface elevation equation. Time-dependent perturbations δC and δb in basal friction coefficient C and basal topography b are introduced and their effect on observations of the velocity u and the surface elevation h at the top surface of the ice is studied. With the solution of the adjoint

equations, we can determine the perturbation at a given point in space and time on the surface due to all basal perturbations. By solving the forward equations twice with C and $C + \delta C$ or b and $b + \delta b$, we can compute the perturbation in all points in space and time on the surface, e.g. $\delta u_1 = u_1(C + \delta C) - u_1(C)$ in the first velocity component, for a given δC or δb .

The perturbations in the observations are determined numerically in Cheng and Lötstedt (2020) either using the adjoint equations and their solutions in Sect. 3 or by solving the forward equations with unperturbed and perturbed parameters to obtain δu_* and δh_* . The numerical solutions are compared to each other and to analytical solutions for SSA. The agreement is good in the comparisons.

In Sect. 3.1.3, a relation is established between the inverse problem (aiming to infer parameters from data) and the sensitivity problem (aiming to quantify the effect of variations in parameters): The same adjoint equations are solved. However, the forcing functions differ and are specific to the inverse problem and the sensitivity problem, respectively. Common to both problems is that the adjoint equations tell how perturbations in the parameters at the ice base are propagated to perturbations in the velocity and the elevation of the surface.

For steady state problems, and in an FS setting where \mathbf{u} is observed, we find (cf. Sect. 3.1.4) that the contribution of the solution of the adjoint elevation equation (31) is small, and that it therefore suffices to solve only the adjoint stress equations, see e.g. Gillet-Chaulet et al. (2016); Isaac et al. (2015); Petra et al. (2012), in order to be able to draw conclusions regarding perturbations of \mathbf{u} . For steady state problems in a two-dimensional SSA setting, (42), (46), and Figs. 6 and 7 show that the sensitivity of the velocity and elevation increases (because the velocity increases and the ice thickness decreases) as the observation point x_* approaches the grounding line.

In this setting, there is moreover observed a non-local effect of a perturbation in C , in the sense that $\delta C(x)$ affects both $u(x_*)$ and $h(x_*)$ even if $x \neq x_*$, but a perturbation δb in b has a strong local effect concentrated at x_* . Nevertheless, the shapes of the two sensitivity functions (or weights) for δb and δC are very similar except for the neighborhood of x_* , which makes it difficult to separate their respective contribution in an observation. Different combinations of the perturbations in the basal friction and bedrock elevation can produce the same effect on the velocity and surface elevation changes at one observation point.

In the inverse problems based on time dependent simulations of FS and SSA, it is necessary to include the adjoint elevation equation. If the perturbations in the basal conditions are time dependent and h is observed (see Fig. 3, Fig. 9(c), and Fig. 9(d)), then time cannot be ignored in the inversion. If time dependence is ignored, wrong conclusions concerning the conditions at the ice base may be drawn from observations of h , in both the FS and the SSA model. In the time dependent solution of SSA, a perturbation of the basal condition at x_* has the strongest impact at x_* on the surface, possibly with a time delay. Such a time delay occurs when a perturbation at the ice base is visible at the surface in h , but in u it is observed immediately (Fig. 9). The effect of a perturbation disappears more quickly, the older the perturbation is.

Perturbations in the friction coefficient at the base observed in the surface velocity determined by SSA are damped inversely proportional to the wave number and the frequency of the perturbations in (44) and (49), thus making very oscillatory perturbations in space and time difficult to register at the ice sheet surface. In such a case, there is no need to have a fine mesh and a small time-step in a numerical solution to resolve the rapid oscillations in C at the base.

Appendix A: Derivation of the adjoint equations

A1 Adjoint viscosity and friction in SSA

The adjoint viscosity $\tilde{\eta}(\mathbf{u})$ in SSA in (19) is derived as follows. The SSA viscosity for \mathbf{u} and $\mathbf{u} + \delta\mathbf{u}$ is

$$\eta(\mathbf{u} + \delta\mathbf{u}) \approx \eta(\mathbf{u}) \left(1 + \frac{1-n}{2n} \frac{(2u_{1x}+u_{2y})\delta u_{1x} + \frac{1}{2}(u_{1y}+u_{2x})\delta u_{2x} + (2u_{2y}+u_{1x})\delta u_{2y} + \frac{1}{2}(u_{1y}+u_{2x})\delta u_{1y}}{\hat{\eta}} \right). \quad (\text{A1})$$

5 Determine $\mathcal{B}(\mathbf{u})$ such that

$$\varrho(\mathbf{u}, \delta\mathbf{u}) \mathbf{B}(\mathbf{u}) = \mathcal{B}(\mathbf{u}) \star \mathbf{B}(\delta\mathbf{u}).$$

First note that

$$\begin{aligned} \mathbf{B}(\mathbf{u}) : \mathbf{D}(\delta\mathbf{u}) &= (\mathbf{D}(\mathbf{u}) + \nabla \cdot \mathbf{u} \mathbf{I}) : \mathbf{D}(\delta\mathbf{u}) = \mathbf{D}(\mathbf{u}) : \mathbf{D}(\delta\mathbf{u}) + (\nabla \cdot \mathbf{u})(\nabla \cdot \delta\mathbf{u}) \\ &= \mathbf{D}(\mathbf{u}) : (\mathbf{B}(\delta\mathbf{u}) - \nabla \cdot \delta\mathbf{u} \mathbf{I}) + (\nabla \cdot \mathbf{u})(\nabla \cdot \delta\mathbf{u}) = \mathbf{D}(\mathbf{u}) : \mathbf{B}(\delta\mathbf{u}). \end{aligned}$$

Then use the \star operator to define \mathcal{B}

$$10 \quad \frac{1-n}{2n\hat{\eta}} \sum_{kl} B_{kl}(\mathbf{u}) D_{kl}(\delta\mathbf{u}) B_{ij}(\mathbf{u}) = \frac{1-n}{2n\hat{\eta}} \sum_{kl} D_{kl}(\mathbf{u}) B_{kl}(\delta\mathbf{u}) B_{ij}(\mathbf{u}) = \sum_{kl} \mathcal{B}_{ijkl}(\mathbf{u}) D_{kl}(\delta\mathbf{u}) = (\mathcal{B} \star D)_{ij}.$$

Thus, let

$$\mathcal{B}_{ijkl} = \frac{1-n}{2n\hat{\eta}} B_{ij}(\mathbf{u}) D_{kl}(\mathbf{u}), \quad \tilde{\eta}_{ijkl}(\mathbf{u}) = \eta(\mathbf{u})(\mathcal{I}_{ijkl} + \mathcal{B}_{ijkl}(\mathbf{u})),$$

or in tensor form

$$\mathcal{B} = \frac{1-n}{n\mathbf{B}(\mathbf{u}) : \mathbf{D}(\mathbf{u})} \mathbf{B}(\mathbf{u}) \otimes \mathbf{D}(\mathbf{u}), \quad \tilde{\eta}(\mathbf{u}) = \eta(\mathbf{u})(\mathcal{I} + \mathcal{B}). \quad (\text{A2})$$

15 Replacing \mathbf{B} in (A2) by \mathbf{D} we obtain the adjoint FS viscosity in (19).

The adjoint friction in SSA in ω and at γ_g in (33) with a Weertman law is derived as in the adjoint FS equations (18) and (19). Then in ω with $\boldsymbol{\xi} = \mathbf{u}, \boldsymbol{\zeta} = \mathbf{v}, c = C, \mathbf{F} = \mathbf{F}_\omega$, and at γ_g with $\boldsymbol{\xi} = \mathbf{t} \cdot \mathbf{u}, \boldsymbol{\zeta} = \mathbf{t} \cdot \mathbf{v}, c = C_\gamma, f = f_\gamma, \mathbf{F} = \mathbf{F}_\gamma$, we arrive at the adjoint friction term $cf(\boldsymbol{\xi})(\mathbf{I} + \mathbf{F}(\boldsymbol{\xi}))\boldsymbol{\zeta}$ where

$$\mathbf{F}(\boldsymbol{\xi}) = \frac{m-1}{\boldsymbol{\xi} \cdot \boldsymbol{\xi}} \boldsymbol{\xi} \otimes \boldsymbol{\xi}. \quad (\text{A3})$$

20 **A2 Adjoint equations in SSA**

The Lagrangian for the SSA equations is with the adjoint variables ψ, \mathbf{v}, q

$$\begin{aligned} \mathcal{L}(\mathbf{u}, h; \mathbf{v}, \psi; b, C_\gamma, C) &= \int_0^T \int_\omega F(\mathbf{u}, h) + \psi(h_t + \nabla \cdot (\mathbf{u}H) - a) \, d\mathbf{x} \, dt \\ &+ \int_0^T \int_\omega \mathbf{v} \cdot \nabla \cdot (2H\eta\mathbf{B}(\mathbf{u})) - Cf(\mathbf{u})\mathbf{v} \cdot \mathbf{u} - \rho g H \mathbf{v} \cdot \nabla h \, d\mathbf{x} \, dt \\ &= \int_0^T \int_\omega F(\mathbf{u}, h) + \psi(h_t + \nabla \cdot (\mathbf{u}H) - a) \, d\mathbf{x} \, dt + \int_0^T \int_\omega -2H\eta(\mathbf{u})(\mathbf{D}(\mathbf{v}) : \mathbf{D}(\mathbf{u}) + \nabla \cdot \mathbf{u} \nabla \cdot \mathbf{v}) \\ &- Cf(\mathbf{u})\mathbf{v} \cdot \mathbf{u} - \rho g H \mathbf{v} \cdot \nabla h \, d\mathbf{x} \, dt - \int_0^T \int_{\gamma_g} C_\gamma f_\gamma(\mathbf{t} \cdot \mathbf{u}) \mathbf{t} \cdot \mathbf{u} \mathbf{t} \cdot \mathbf{v} \, ds \, dt \end{aligned} \quad (\text{A4})$$

after partial integration and using the boundary conditions. The perturbed SSA Lagrangian is split into the unperturbed Lagrangian and three integrals

$$\begin{aligned}
& \mathcal{L}(\mathbf{u} + \delta\mathbf{u}, h + \delta h; \mathbf{v} + \delta\mathbf{v}, \psi + \delta\psi; b + \delta b, C_\gamma + \delta C_\gamma, C + \delta C) \\
&= \int_0^T \int_\omega F(\mathbf{u} + \delta\mathbf{u}, h + \delta h) + \int_0^T \int_\omega (\psi + \delta\psi)(h_t + \delta h_t + \nabla \cdot ((\mathbf{u} + \delta\mathbf{u})(H + \delta H)) - a) \, d\mathbf{x} \, dt \\
&+ \int_0^T \int_\omega -2(H + \delta H)\eta(\mathbf{u} + \delta\mathbf{u})\mathbf{D}(\mathbf{v} + \delta\mathbf{v}) : \mathbf{B}(\mathbf{u} + \delta\mathbf{u}) - (C + \delta C)f(\mathbf{u} + \delta\mathbf{u})(\mathbf{u} + \delta\mathbf{u}) \cdot (\mathbf{v} + \delta\mathbf{v}) \\
&- \rho g(H + \delta H)\nabla(h + \delta h) \cdot (\mathbf{v} + \delta\mathbf{v}) \, d\mathbf{x} \, dt - \int_0^T \int_{\gamma_g} (C_\gamma + \delta C_\gamma)f_\gamma(\mathbf{t} \cdot (\mathbf{u} + \delta\mathbf{u}))\mathbf{t} \cdot (\mathbf{u} + \delta\mathbf{u})\mathbf{t} \cdot (\mathbf{v} + \delta\mathbf{v}) \, ds \, dt \\
&= \mathcal{L}(\mathbf{u}, h; \mathbf{v}, \psi; b, C_\gamma, C) + I_1 + I_2 + I_3.
\end{aligned} \tag{A5}$$

The perturbation in \mathcal{L} is

$$5 \quad \delta\mathcal{L} = I_1 + I_2 + I_3. \tag{A6}$$

Terms of order two or more in $\delta\mathcal{L}$ are neglected. Then the first term in $\delta\mathcal{L}$ satisfies

$$I_1 = \int_0^T \int_\omega F(\mathbf{u} + \delta\mathbf{u}, h + \delta h) - F(\mathbf{u}, h) \, d\mathbf{x} \, dt = \int_0^T \int_\omega F_{\mathbf{u}}\delta\mathbf{u} + F_h\delta h \, d\mathbf{x} \, dt. \tag{A7}$$

Using partial integration, Gauss' formula, and the initial and boundary conditions on \mathbf{u} and H and $\psi(\mathbf{x}, T) = 0, \mathbf{x} \in \omega$, and $\psi(\mathbf{x}, t) = 0, \mathbf{x} \in \gamma_w$, in the second integral we have

$$\begin{aligned}
10 \quad I_2 &= \int_0^T \int_\omega \delta\psi(h_t + \nabla \cdot (\mathbf{u}H) - a) + \psi(\delta h_t + \nabla \cdot (\delta\mathbf{u}H) + \nabla \cdot (\mathbf{u}\delta H)) \, d\mathbf{x} \, dt \\
&= \int_0^T \int_\omega \delta\psi(h_t + \nabla \cdot (\mathbf{u}H) - a) \, d\mathbf{x} \, dt + \int_0^T \int_\omega -\psi_t\delta h - H\nabla\psi \cdot \delta\mathbf{u} - \nabla\psi \cdot \mathbf{u}\delta H \, d\mathbf{x} \, dt.
\end{aligned} \tag{A8}$$

The first integral after the second equality vanishes since h is a weak solution and I_2 is

$$I_2 = \int_0^T \int_\omega -(\psi_t + \mathbf{u} \cdot \nabla\psi)\delta h - H\nabla\psi \cdot \delta\mathbf{u} + \mathbf{u} \cdot \nabla\psi\delta b \, d\mathbf{x} \, dt. \tag{A9}$$

Using the weak solution of (8), the adjoint viscosity (34), (A2), the friction coefficient (A3), Gauss' formula, the boundary conditions, and neglecting the second order terms, the third and fourth integrals in (A5) are

$$\begin{aligned}
I_3 &= I_{31} + I_{32}, \\
15 \quad I_{31} &= \int_0^T \int_\omega -2(H + \delta H)\eta(\mathbf{u} + \delta\mathbf{u})\mathbf{D}(\mathbf{v} + \delta\mathbf{v}) : \mathbf{B}(\mathbf{u} + \delta\mathbf{u}) \\
&- (C + \delta C)f(\mathbf{u} + \delta\mathbf{u})(\mathbf{u} + \delta\mathbf{u}) \cdot (\mathbf{v} + \delta\mathbf{v}) - \rho g(H + \delta H)\nabla(h + \delta h) \cdot (\mathbf{v} + \delta\mathbf{v}) \, d\mathbf{x} \, dt \\
&- \int_0^T \int_{\gamma_g} (C_\gamma + \delta C_\gamma)f_\gamma(\mathbf{t} \cdot (\mathbf{u} + \delta\mathbf{u}))\mathbf{t} \cdot (\mathbf{u} + \delta\mathbf{u})\mathbf{t} \cdot (\mathbf{v} + \delta\mathbf{v}) \, ds \, dt \\
&= I_{311} + I_{312} - I_{313},
\end{aligned} \tag{A10}$$

where

$$\begin{aligned}
I_{311} &= \int_0^T \int_\omega -2HD(\mathbf{v}) : (\eta(\mathbf{u} + \delta\mathbf{u})\mathbf{B}(\mathbf{u} + \delta\mathbf{u})) + 2HD(\mathbf{v}) : (\eta(\mathbf{u})\mathbf{B}(\mathbf{u})) d\mathbf{x} dt \\
&= \int_0^T \int_\omega -2HD(\mathbf{v}) : (\tilde{\eta}(\mathbf{u}) \star \mathbf{B}(\delta\mathbf{u})) d\mathbf{x} dt \\
I_{312} &= \int_0^T \int_{\omega_g} -\delta C f(\mathbf{u}) \mathbf{u} \cdot \mathbf{v} d\mathbf{x} dt + \int_0^T \int_{\omega_g} -C(f(\mathbf{u} + \delta\mathbf{u})\mathbf{v} \cdot (\mathbf{u} + \delta\mathbf{u}) - f(\mathbf{u})\mathbf{v} \cdot \mathbf{u}) d\mathbf{x} dt \\
&= \int_0^T \int_{\omega_g} -\delta C f(\mathbf{u}) \mathbf{u} \cdot \mathbf{v} + C f(\mathbf{u})(\mathbf{I} + \mathbf{F}_\omega(\mathbf{u}))\delta\mathbf{u} \cdot \mathbf{v} d\mathbf{x} dt \\
I_{313} &= \int_0^T \int_{\gamma_g} (C_\gamma + \delta C_\gamma)(f_\gamma(\mathbf{t} \cdot (\mathbf{u} + \delta\mathbf{u}))\mathbf{t} \cdot \mathbf{v} \mathbf{t} \cdot (\mathbf{u} + \delta\mathbf{u}) - f_\gamma(\mathbf{t} \cdot \mathbf{u})\mathbf{t} \cdot \mathbf{v} \mathbf{t} \cdot \mathbf{u}) ds dt \\
&= \int_0^T \int_{\gamma_g} (C_\gamma + \delta C_\gamma)(f_\gamma(\mathbf{t} \cdot \mathbf{u})\mathbf{t} \cdot \mathbf{u} \mathbf{t} \cdot \mathbf{v} + C_\gamma f_\gamma(\mathbf{t} \cdot \mathbf{u})(\mathbf{I} + \mathbf{F}_\gamma(\mathbf{t} \cdot \mathbf{u}))\mathbf{t} \cdot \delta\mathbf{u} \mathbf{t} \cdot \mathbf{v} ds dt \\
I_{32} &= \int_0^T \int_\omega -\rho g H \nabla h \cdot \mathbf{v} - 2\eta \mathbf{D}(\mathbf{v}) : \mathbf{B}(\mathbf{u}) \delta H - \rho g \nabla h \cdot \mathbf{v} \delta H - \rho g H \mathbf{v} \cdot \nabla \delta h d\mathbf{x} dt \\
&= \int_0^T \int_\omega -\rho g H \nabla h \cdot \mathbf{v} - (2\eta \mathbf{D}(\mathbf{v}) : \mathbf{B}(\mathbf{u}) + \rho g \nabla h \cdot \mathbf{v}) \delta H + \rho g \nabla \cdot (H \mathbf{v}) \delta h d\mathbf{x} dt.
\end{aligned} \tag{A11}$$

Collecting all the terms in (A7), (A9), and (A10), the first variation of \mathcal{L} is

$$\begin{aligned}
\delta \mathcal{L} &= I_1 + I_2 + I_3 \\
&= \int_0^T \int_\omega F_{\mathbf{u}} \delta \mathbf{u} - 2HD(\mathbf{v}) : (\tilde{\eta}(\mathbf{u}) \star \mathbf{B}(\delta\mathbf{u})) - H \nabla \psi \cdot \delta \mathbf{u} d\mathbf{x} dt - \int_0^T \int_{\omega_g} C f(\mathbf{u})(\mathbf{I} + \mathbf{F}_\omega(\mathbf{u}))\mathbf{v} \cdot \delta \mathbf{u} d\mathbf{x} dt \\
&\quad - \int_0^T \int_{\gamma_g} C_\gamma f_\gamma(\mathbf{t} \cdot \mathbf{u})(\mathbf{I} + \mathbf{F}_\gamma(\mathbf{t} \cdot \mathbf{u}))\mathbf{t} \cdot \mathbf{v} \mathbf{t} \cdot \delta \mathbf{u} ds dt - \int_0^T \int_{\gamma_g} \delta C_\gamma f_\gamma(\mathbf{t} \cdot \mathbf{u})\mathbf{t} \cdot \mathbf{u} \mathbf{t} \cdot \mathbf{v} ds dt \\
&\quad + \int_0^T \int_\omega (F_h - (\psi_t + \mathbf{u} \cdot \nabla \psi + 2\eta \mathbf{D}(\mathbf{v}) : \mathbf{B}(\mathbf{u}) - \rho g \nabla b \cdot \mathbf{v} + \rho g H \nabla \cdot \mathbf{v})) \delta h d\mathbf{x} dt \\
&\quad + \int_0^T \int_\omega -\delta C f(\mathbf{u}) \mathbf{v} \cdot \mathbf{u} + (2\eta \mathbf{D}(\mathbf{v}) : \mathbf{B}(\mathbf{u}) + \rho g \nabla h \cdot \mathbf{v} + \mathbf{u} \cdot \nabla \psi) \delta b d\mathbf{x} dt.
\end{aligned} \tag{A12}$$

5 The forward solution (\mathbf{u}^*, p^*, h^*) and adjoint solution $(\mathbf{v}^*, q^*, \psi^*)$ satisfying (8) and (33) are inserted into (A4) resulting in

$$\mathcal{L}(\mathbf{u}^*, p^*; \mathbf{v}^*, q^*; h^*, \psi^*; b, C_\gamma, C) = \int_0^T \int_\omega F(\mathbf{u}^*, h^*) d\mathbf{x} dt. \tag{A13}$$

Then (A12) yields the variation in \mathcal{L} in (A13) with respect to perturbations $\delta b, \delta C_\gamma$, and δC in b, C_γ , and C

$$\begin{aligned}
\delta \mathcal{L} &= \int_0^T \int_\omega (2\eta \mathbf{D}(\mathbf{v}^*) : \mathbf{B}(\mathbf{u}^*) + \rho g \nabla h^* \cdot \mathbf{v}^* + \mathbf{u}^* \cdot \nabla \psi^*) \delta b d\mathbf{x} dt \\
&\quad - \int_0^T \int_{\gamma_g} \delta C_\gamma f_\gamma(\mathbf{t} \cdot \mathbf{u}^*)\mathbf{t} \cdot \mathbf{u}^* \mathbf{t} \cdot \mathbf{v}^* ds dt - \int_0^T \int_\omega \delta C f(\mathbf{u}^*) \mathbf{v}^* \cdot \mathbf{u}^* d\mathbf{x} dt.
\end{aligned} \tag{A14}$$

A3 Adjoint equations in FS

10 The FS Lagrangian is as in (14)

$$\begin{aligned}
\mathcal{L}(\mathbf{u}, p, h; \mathbf{v}, q, \psi; C) &= \int_0^T \int_{\Gamma_s} F(\mathbf{u}, h) + \psi(h_t + \mathbf{h} \cdot \mathbf{u} - a) d\mathbf{x} dt \\
&\quad + \int_0^T \int_\omega \int_b^h -\mathbf{v} \cdot (\nabla \cdot \boldsymbol{\sigma}(\mathbf{u}, p)) - q \nabla \cdot \mathbf{u} - \rho g \cdot \mathbf{v} d\mathbf{x} dt \\
&= \int_0^T \int_{\Gamma_s} F(\mathbf{u}, h) + \psi(h_t + \mathbf{h} \cdot \mathbf{u} - a) d\mathbf{x} dt + \int_0^T \int_\omega \int_b^h 2\eta(\mathbf{u}) \mathbf{D}(\mathbf{v}) : \mathbf{D}(\mathbf{u}) - p \nabla \cdot \mathbf{v} - q \nabla \cdot \mathbf{u} - \rho g \cdot \mathbf{v} d\mathbf{x} dt \\
&\quad + \int_0^T \int_{\Gamma_b} C f(\mathbf{T}\mathbf{u}) \mathbf{T}\mathbf{u} \cdot \mathbf{T}\mathbf{v} d\mathbf{x} dt.
\end{aligned} \tag{A15}$$

In the same manner as in (A5), the perturbed FS Lagrangian is

$$\mathcal{L}(\mathbf{u} + \delta\mathbf{u}, p + \delta p; \mathbf{v} + \delta\mathbf{v}, q + \delta q; h + \delta h, \psi + \delta\psi; C + \delta C) = \mathcal{L}(\mathbf{u}, p, h; \mathbf{v}, q, \psi; C) + I_1 + I_2 + I_3. \tag{A16}$$

Terms of order two or more in $\delta\mathbf{u}, \delta\mathbf{v}, \delta h$ are neglected. The first integral I_1 in (A16) is

$$15 \quad I_1 = \int_0^T \int_{\Gamma_s} F(\mathbf{u}(\mathbf{x}, h + \delta h, t) + \delta\mathbf{u}, h + \delta h) - F(\mathbf{u}(\mathbf{x}, h, t), h) d\mathbf{x} dt = \int_0^T \int_{\Gamma_s} F_{\mathbf{u}}(\delta\mathbf{u} + \mathbf{u}_z \delta h) + F_h \delta h d\mathbf{x} dt. \tag{A17}$$

Partial integration, the conditions $\psi(\mathbf{x}, T) = 0$ and $\psi(\mathbf{x}, t) = 0$ at Γ_s , and the fact that h is a weak solution simplify the second integral

$$\begin{aligned} I_2 &= \int_0^T \int_{\Gamma_s} \delta\psi(h_t + \mathbf{h} \cdot \mathbf{u} - a) + \psi(\delta h_t + \mathbf{u} \cdot \delta \mathbf{h} + \mathbf{u}_z \cdot \mathbf{h} \delta h + \mathbf{h} \cdot \delta \mathbf{u}) d\mathbf{x} dt \\ &= \int_0^T \int_{\Gamma_s} \delta\psi(h_t + \mathbf{h} \cdot \mathbf{u} - a) d\mathbf{x} dt + \int_0^T \int_{\Gamma_s} (-\psi_t - \nabla \cdot (\mathbf{u}\psi) + \mathbf{h} \cdot \mathbf{u}_z \psi) \delta h + \mathbf{h} \cdot \delta \mathbf{u} \psi d\mathbf{x} dt. \end{aligned} \quad (\text{A18})$$

Define Ξ , ξ , and Υ to be

$$\begin{aligned} \Theta(\mathbf{u}, p; \mathbf{v}, q; C) &= 2\eta(\mathbf{u}) \mathbf{D}(\mathbf{v}) : \mathbf{D}(\mathbf{u}) - p \nabla \cdot \mathbf{v} - q \nabla \cdot \mathbf{u} - \rho \mathbf{g} \cdot \mathbf{v}, \\ \theta(\mathbf{u}; \mathbf{v}; C) &= Cf(\mathbf{T}\mathbf{u}) \mathbf{T}\mathbf{u} \cdot \mathbf{T}\mathbf{v}, \\ \Upsilon(\mathbf{u}, p; \mathbf{v}, q) &= -\mathbf{v} \cdot (\nabla \cdot \boldsymbol{\sigma}(\mathbf{u}, p)) - q \nabla \cdot \mathbf{u} - \rho \mathbf{g} \cdot \mathbf{v}. \end{aligned} \quad (\text{A19})$$

Then a weak solution, (\mathbf{u}, p) , for any (\mathbf{v}, q) satisfying the boundary conditions, fulfills

$$\int_0^T \int_{\omega} \int_b^h \Theta(\mathbf{u}, p; \mathbf{v}, q; C) d\mathbf{x} dt - \int_0^T \int_{\Gamma_b} \theta(\mathbf{u}; \mathbf{v}; C) d\mathbf{x} dt = 0. \quad (\text{A20})$$

The third integral in (A16) is

$$\begin{aligned} I_3 &= I_{31} + I_{32}, \\ I_{31} &= \int_0^T \int_{\omega} \int_b^h \Theta(\mathbf{u} + \delta \mathbf{u}, p + \delta p; \mathbf{v} + \delta \mathbf{v}, q + \delta q; C + \delta C) d\mathbf{x} dt - \int_0^T \int_{\Gamma_b} \theta(\mathbf{u} + \delta \mathbf{u}; \mathbf{v} + \delta \mathbf{v}; C + \delta C) d\mathbf{x} dt, \\ I_{32} &= \int_0^T \int_{\omega} \int_h^{h+\delta h} \Upsilon(\mathbf{u}, p; \mathbf{v}, q) d\mathbf{x} dt. \end{aligned} \quad (\text{A21})$$

- 15 The integral I_{31} is expanded as in (A10) and (A11) or Petra et al. (2012) using the weak solution, Gauss' formula, and the definitions of the adjoint viscosity and adjoint friction coefficient in Appendix A1. When $b < z < h$ we have $\Upsilon(\mathbf{u}, p; \mathbf{v}, q) = 0$. If Υ is extended smoothly in the positive z -direction from $z = h$, then with $z \in [h, h + \delta h]$ for some constant $c > 0$ we have $|\Upsilon| \leq c\delta h$. Therefore,

$$\left| \int_h^{h+\delta h(x,t)} \Upsilon(\mathbf{u}, p; \mathbf{v}, q) dz \right| \leq \int_h^{h+\delta h(x,t)} \sup |\Upsilon| dz \leq c|\delta h(x, t)|^2,$$

- 15 and the bound on I_{32} in (A21) is

$$|I_{32}| \leq ct|\omega| \max |\delta h(x, t)|^2, \quad (\text{A22})$$

where $|\omega|$ is the area of ω . This term is a second variation in δh which is neglected and $I_3 = I_{31}$.

The first variation of \mathcal{L} is then

$$\begin{aligned} \delta \mathcal{L} &= I_1 + I_2 + I_3 \\ &= \int_0^T \int_{\Gamma_s} (F_{\mathbf{u}} + \psi \mathbf{h}) \cdot \delta \mathbf{u} d\mathbf{x} dt + \int_0^T \int_{\Gamma_s} (F_h + F_{\mathbf{u}} \mathbf{u}_z - (\psi_t + \nabla \cdot (\mathbf{u}\psi) - \mathbf{h} \cdot \mathbf{u}\psi)) \delta h d\mathbf{x} dt \\ &\quad + \int_0^T \int_{\omega} \int_b^h 2\mathbf{D}(\mathbf{v}) : (\tilde{\eta}(\mathbf{u}) \star \mathbf{D}(\delta \mathbf{u})) - \delta p \nabla \cdot \mathbf{v} - q \nabla \cdot \delta \mathbf{u} d\mathbf{x} dt \\ &\quad + \int_0^T \int_{\Gamma_b} Cf(\mathbf{T}\mathbf{u})(\mathbf{I} + \mathbf{F}_b(\mathbf{u})) \mathbf{T}\mathbf{v} \cdot \mathbf{T} \delta \mathbf{u} d\mathbf{x} dt + \int_0^T \int_{\Gamma_b} \delta Cf(\mathbf{T}\mathbf{u}) \mathbf{T}\mathbf{u} \cdot \mathbf{T}\mathbf{v} d\mathbf{x} dt. \end{aligned} \quad (\text{A23})$$

With the forward solution (\mathbf{u}^*, p^*, h^*) and the adjoint solution $(\mathbf{v}^*, q^*, \psi^*)$ satisfying (4) and (18), the first variation with respect to perturbations δC in C is (cf. (A14))

$$\delta \mathcal{L} = \int_0^T \int_{\Gamma_b} f(\mathbf{T}\mathbf{u}^*) \mathbf{T}\mathbf{u}^* \cdot \mathbf{T}\mathbf{v}^* \delta C \, d\mathbf{x} \, dt. \quad (\text{A24})$$

Appendix B: The adjoint solution in the inverse and sensitivity problems

- 5 Assume that $(\mathbf{v}^i, q^i, \psi^i), i = 1, \dots, d$, solves adjoint FS equations (18) in the steady state with observation of u_i with $d = 2$ or 3

$$\mathcal{F} = u_i(\mathbf{x}) = \int_{\omega} u_i \delta(\mathbf{x} - \bar{\mathbf{x}}) \, d\bar{\mathbf{x}}, \quad F_{\mathbf{u}} = e^i \delta(\mathbf{x} - \bar{\mathbf{x}}), \quad i = 1, \dots, d, \quad (\text{B1})$$

or observation of h with $d = 1$

$$\mathcal{F} = h(\mathbf{x}) = \int_{\omega} h \delta(\mathbf{x} - \bar{\mathbf{x}}) \, d\bar{\mathbf{x}}, \quad F_h = \delta(\mathbf{x} - \bar{\mathbf{x}}). \quad (\text{B2})$$

- 10 Introduce the weight functions $w_i(\mathbf{x}), i = 1, \dots, d$. It follows from (18) that $(w_i(\bar{\mathbf{x}})\mathbf{v}^i(\mathbf{x}), w_i(\bar{\mathbf{x}})q^i(\mathbf{x}), w_i(\bar{\mathbf{x}})\psi^i(\mathbf{x}))$ is a solution with $F_{\mathbf{u}} = w_i(\bar{\mathbf{x}})e^i \delta(\mathbf{x} - \bar{\mathbf{x}})$ or $F_h = w(\bar{\mathbf{x}})\delta(\mathbf{x} - \bar{\mathbf{x}})$. Therefore, also

$$\left(\int_{\omega} w_i(\bar{\mathbf{x}})\mathbf{v}^i \, d\bar{\mathbf{x}}, \int_{\omega} w_i(\bar{\mathbf{x}})q^i \, d\bar{\mathbf{x}}, \int_{\omega} w_i(\bar{\mathbf{x}})\psi^i \, d\bar{\mathbf{x}} \right) \quad (\text{B3})$$

is a solution with $F_{\mathbf{u}} = \int_{\omega} w_i(\bar{\mathbf{x}})e^i \delta(\mathbf{x} - \bar{\mathbf{x}}) \, d\bar{\mathbf{x}} = w_i(\mathbf{x})e^i$ or $F_h = \int_{\omega} w(\bar{\mathbf{x}})\delta(\mathbf{x} - \bar{\mathbf{x}}) \, d\bar{\mathbf{x}} = w(\mathbf{x})$. A sum over $i, i = 1, \dots, d$, of each integral in (B3) is also a solution.

- 15 Consider a target functional \mathcal{F} for the steady state solution with a weight vector $\mathbf{w}(\bar{\mathbf{x}})$ with components $w_i(\bar{\mathbf{x}})$ multiplying δu^i in the first variation of \mathcal{F} . Using (21), $\delta \mathcal{F}$ is

$$\begin{aligned} \delta \mathcal{F} &= \int_{\omega} \mathbf{w}(\bar{\mathbf{x}}) \cdot \delta \mathbf{u} \, d\bar{\mathbf{x}} = \int_{\omega} \sum_{i=1}^d w_i(\bar{\mathbf{x}}) \delta u^i \, d\bar{\mathbf{x}} = \int_{\omega} \sum_{i=1}^d w_i(\bar{\mathbf{x}}) \int_{\Gamma_b} f(\mathbf{T}\mathbf{u}) \mathbf{T}\mathbf{u} \cdot \mathbf{T}\mathbf{v}^i \delta C \, d\mathbf{x} \, d\bar{\mathbf{x}} \\ &= \int_{\Gamma_b} f(\mathbf{T}\mathbf{u}) \mathbf{T}\mathbf{u} \cdot \mathbf{T} \left(\int_{\omega} \sum_{i=1}^d w_i(\bar{\mathbf{x}}) \mathbf{v}^i \, d\bar{\mathbf{x}} \right) \delta C \, d\mathbf{x}. \end{aligned} \quad (\text{B4})$$

Appendix C: Steady state solution of the adjoint height equation in the FS model

In a two dimensional vertical ice with $\mathbf{u}(x, z) = (u_1, u_3)^T$, the stationary equation for ψ in (18) is

$$20 \quad (u_1 \psi)_x = F_h + (\mathbf{h}\psi + F_{\mathbf{u}}) \cdot \mathbf{u}_z, \quad z = h, \quad 0 \leq x \leq L. \quad (\text{C1})$$

When $x > x_*$, where $F_h = 0$ and $F_{\mathbf{u}} = 0$, we have $\psi(x) = 0$ since the right boundary condition is $\psi(L) = 0$.

If u_1 is observed at Γ_s then $F(\mathbf{u}, h) = u_1(x)\chi(x)$ and $F_{\mathbf{u}} = (\chi(x), 0)^T$ and $F_h = 0$. The weight χ on u_1 may be a Dirac delta, a Gaussian, or a constant in a limited interval. On the other hand, if $F(\mathbf{u}, h) = h(x)\chi(x)$ then $F_h = \chi(x)$ and $F_{\mathbf{u}} = \mathbf{0}$.

Let $g(x) = u_{1z}(x)$ when $F_{\mathbf{u}} \neq \mathbf{0}$ and let $g(x) = 1$ when $F_h \neq 0$. Then by (31)

$$(u_1\psi)_x - \mathbf{h} \cdot \mathbf{u}_z \psi = g(x)\chi(x). \quad (\text{C2})$$

5 The solution to (C2) is

$$\begin{aligned} \psi(x) &= -\frac{1}{u_1(x)} \int_x^{x_*} \exp\left(-\int_x^\xi \frac{\mathbf{h} \cdot \mathbf{u}_z(y)}{u_1(y)} dy\right) g(\xi)\chi(\xi) d\xi, \quad 0 \leq x < x_*, \\ \psi(x) &= 0, \quad x_* < x \leq L. \end{aligned} \quad (\text{C3})$$

In particular, if $\chi(x) = \delta(x - x_*)$ then $\mathcal{F} = u_1(x_*)$ or $\mathcal{F} = h(x_*)$ and the multiplier is

$$\psi(x) = -\frac{g(x_*)}{u_1(x)} \exp\left(-\int_x^{x_*} \frac{\mathbf{h} \cdot \mathbf{u}_z(y)}{u_1(y)} dy\right), \quad 0 \leq x < x_*, \quad (\text{C4})$$

which has a jump $-g(x_*)/u_1(x_*)$ at x_* .

10 Appendix D: Simplified SSA equations

The forward and adjoint SSA equations in (11) and (39) are solved analytically. The conclusion from the thickness equation in (11) is that

$$u(x)H(x) = u(0)H(0) + ax = ax, \quad (\text{D1})$$

since $u(0) = 0$. Solve the second equation in (11) for u on the bedrock with $x \leq x_{GL}$ and insert into (D1) using the assumptions

15 for $x > 0$ that $b_x \ll H_x$ and $h_x \approx H_x$ to have

$$\frac{\rho g}{C} H^{m+1} H_x = \frac{\rho g}{C(m+2)} (H^{m+2})_x = -(ax)^m. \quad (\text{D2})$$

The equation for H^{m+2} for $x \leq x_{GL}$ is integrated from x to x_{GL} such that

$$\begin{aligned} H(x) &= \left(H_{GL}^{m+2} + \frac{m+2}{m+1} \frac{Ca^m}{\rho g} (x_{GL}^{m+1} - x^{m+1}) \right)^{\frac{1}{m+2}}, \\ u(x) &= \frac{ax}{H}, \quad H_x = -\frac{Ca^m}{\rho g} \frac{x^m}{H^{m+1}}. \end{aligned} \quad (\text{D3})$$

For the floating ice at $x > x_{GL}$, $\rho g H h_x = 0$ implying that $h_x = 0$ and $H_x = 0$. Hence, $H(x) = H_{GL}$. The velocity increases

20 linearly beyond the grounding line

$$u(x) = ax/H(x) = ax/H_{GL}, \quad x > x_{GL}. \quad (\text{D4})$$

By including the viscosity term in (10) and assuming that $H(x)$ is linear in x , a more accurate formula is obtained for $u(x)$ on the floating ice in (6.77) of Greve and Blatter (2009).

Appendix E: Jumps in ψ and v in SSA

Multiply the first equation in (39) by H and the second equation by u to eliminate ψ_x . We get

$$-Cmu^mv - \rho g H^2 v_x = H F_h - u F_u. \quad (\text{E1})$$

Use the expression for u and H_x in (D3). Then

$$5 \quad \rho g H (m H_x v - H v_x) = H F_h - u F_u, \quad (\text{E2})$$

or equivalently

$$\left(\frac{v}{H^m} \right)_x = - \frac{1}{\rho g H^{m+2}} (H F_h - u F_u). \quad (\text{E3})$$

The solutions $\psi(x)$ and $v(x)$ of the adjoint SSA equation (36) have jumps at the observation point x_* . For x close to x_* in a short interval $[x_*^-, x_*^+]$ with $x_*^- < x_* < x_*^+$, integrate (E3) to receive

$$10 \quad \int_{x_*^-}^{x_*^+} \left(\frac{v}{H^m} \right)_x dx = - \int_{x_*^-}^{x_*^+} \frac{H F_h - u F_u}{\rho g H^{m+2}} dx. \quad (\text{E4})$$

Since H is continuous and u and v are bounded, when $x_*^- \rightarrow x_*^+$, then

$$v(x_*^+) - v(x_*^-) = - \frac{1}{\rho g H_*^2} \left(H_* \int_{x_*^-}^{x_*^+} F_h dx - u_* \int_{x_*^-}^{x_*^+} F_u dx \right). \quad (\text{E5})$$

A similar relation for ψ can be derived

$$\psi(x_*^+) - \psi(x_*^-) = \frac{1}{H_*} \int_{x_*^-}^{x_*^+} F_u dx. \quad (\text{E6})$$

15 With $F_u = 0$ and $F_h = 0$ for $x < x_*$ and $v(0) = \psi_x(0) = 0$, we find that

$$v(x) = \psi_x(x) = 0, \quad \psi(x) = \psi(x_*^-), \quad 0 \leq x < x_*. \quad (\text{E7})$$

If $F(u, h) = u \delta(x - x_*)$, then by (E5) and (E6)

$$v(x_*^+) = \frac{u_*}{\rho g H_*^2}, \quad \psi(x_*^+) - \psi(x_*^-) = \frac{1}{H_*}, \quad (\text{E8})$$

and if $F(u, h) = h \delta(x - x_*)$, then

$$20 \quad v(x_*^+) = - \frac{1}{\rho g H_*}, \quad \psi(x_*^+) - \psi(x_*^-) = 0. \quad (\text{E9})$$

Appendix F: Analytical solutions in SSA

By Appendix E, $v(x) = 0$ for $0 \leq x < x_*$. Use equations in (39) with H_x in (D3) for $x_* < x \leq x_{GL}$ to have

$$\frac{v_x}{v} = -\frac{axCmu^{m-1}}{\rho g H^3} = -\frac{Cmu^m}{\rho g H^2} = \frac{mH_x}{H}.$$

Let $\mathcal{H}(x - x_*) = \int_{-\infty}^{x-x_*} \delta(s) ds$ be the Heaviside step function at x_* . Then

$$5 \quad v(x) = C_v H(x)^m \mathcal{H}(x - x_*), \quad 0 \leq x \leq x_{GL}. \quad (\text{F1})$$

To satisfy the jump condition in (E8) and (E9), the constant C_v is

$$C_v = \begin{cases} \frac{ax_*}{\rho g H_*^{m+3}}, & F(u, h) = u\delta(x - x_*), \\ -\frac{1}{\rho g H_*^{m+1}}, & F(u, h) = h\delta(x - x_*). \end{cases} \quad (\text{F2})$$

Combine (F1) with the relation $\psi_x = (F_u - Cmu^{m-1}v)/H$ and integrate from x to x_{GL} to obtain

$$\psi(x) = C_v a^{m-1} C (x_{GL}^m - x^m), \quad x_* < x \leq x_{GL}. \quad (\text{F3})$$

10 With the jump condition in (E8) and (E9), $\psi(x)$ at $0 \leq x < x_*$ is

$$\psi(x) = \begin{cases} -\frac{1}{H_*} + \frac{Ca^m x_*}{\rho g H_*^{m+3}} (x_{GL}^m - x_*^m), & F(u, h) = u\delta(x - x_*), \\ -\frac{Ca^{m-1}}{\rho g H_*^{m+1}} (x_{GL}^m - x_*^m), & F(u, h) = h\delta(x - x_*). \end{cases} \quad (\text{F4})$$

The weight for δC in the functional $\delta \mathcal{L}$ in (37) is non-zero for $x_* < x \leq x_{GL}$

$$-vu^m = -C_v(ax)^m. \quad (\text{F5})$$

Use (F1) and (39) in (37) to determine the weight for δb in $\delta \mathcal{L}$,

$$15 \quad \begin{aligned} \psi_x u + v_x \eta u_x + v \rho g h_x &= \rho g (Hv)_x + F_h \\ &= C_v \rho g H^m [(m+1)H_x \mathcal{H}(x - x_*) + H\delta(x - x_*)] + F_h. \end{aligned} \quad (\text{F6})$$

Author contributions. GC and PL designed the study. GC did the numerical computations. GC, PL and NK discussed and wrote the manuscript.

Competing interests. The authors declare that they have no conflict of interest.

Acknowledgements. This work was supported by Nina Kirchner's Formas grant 2017-00665. Lina von Sydow read a draft of the paper and
20 helped us improve the presentation with her comments.

References

- Ahlkrona, J., Lötstedt, P., Kirchner, N., and Zwinger, T.: Dynamically coupling the non-linear Stokes equations with the shallow ice approximation in glaciology: Description and first applications of the ISCAL method, *J. Comput. Phys.*, 308, 1–19, 2016.
- Brondex, J., Gagliardini, O., Gillet-Chaulet, F., and Durand, G.: Sensitivity of grounding line dynamics to the choice of the friction law, *J. Glaciology*, 63, 854–866, 2017.
- Brondex, J., Gillet-Chaulet, F., and Gagliardini, O.: Sensitivity of centennial mass loss projections of the Amundsen basin to the friction law, *Cryosphere*, 13, 177–195, 2019.
- Cheng, G. and Lötstedt, P.: Parameter sensitivity analysis of dynamic ice sheet models-numerical computations, *Cryosphere*, 14, 673–691, <https://doi.org/10.5194/tc-14-673-2020>, 2020.
- Farinotti, D., Longuevergne, L., Moholdt, G., Duethmann, D., Mölg, T., Bolch, T., Vorogushyn, S., and Güntner, A.: Substantial glacier mass loss in the Tien Shan over the past 50 years, *Nature Geoscience*, 8, 716–722, <https://doi.org/10.1038/ngeo2513>, 2015.
- Fisher, A. T., Mankoff, K. D., Tulaczyk, S. M., Tyler, S. W., and Foley, N.: High geothermal heat flux measured below the West Antarctic Ice Sheet, *Science Advances*, 1, e1500093, <https://doi.org/10.1126/sciadv.1500093>, 2015.
- Fowler, A. C.: Weertman, Lliboutry and the development of sliding theory, *Journal of Glaciology*, 56, 965–972, <https://doi.org/10.3189/002214311796406112>, 2011.
- Gagliardini, O., Zwinger, T., Gillet-Chaulet, F., Durand, G., Favier, L., de Fleurian, B., Greve, R., Malinen, M., Martín, C., Råback, P., Ruokolainen, J., Sacchetti, M., Schäfer, M., Seddik, H., and Thies, J.: Capabilities and performance of Elmer/Ice, a new generation ice-sheet model, *Geosci. Model Dev.*, 6, 1299–1318, 2013.
- Gillet-Chaulet, F., Durand, G., Gagliardini, O., Mosbeux, C., Mouginot, J., Rémy, F., and Ritz, C.: Assimilation of surface velocities acquired between 1996 and 2010 to constrain the form of the basal friction law under Pine Island Glacier, *Geophys. Res. Lett.*, 43, 10 311–10 321, 2016.
- Gladstone, R. M., Warner, R. C., Galton-Fenzi, B. K., Gagliardini, O., Zwinger, T., and Greve, R.: Marine ice sheet model performance depends on basal sliding physics and sub-shelf melting, *Cryosphere*, 11, 319–329, 2017.
- Glen, J. W.: The creep of polycrystalline ice, *Proceedings of the Royal Society of London. Series A. Mathematical and Physical Sciences*, 228, 519–538, 1955.
- Goldberg, D., Heimbach, P., Joughin, I., and Smith, B.: Committed retreat of Smith, Pope, and Kohler Glaciers over the next 30 years inferred by transient model calibration, *Cryosphere*, 9, 2429–2446, <https://doi.org/10.5194/tc-9-2429-2015>, 2015.
- Greve, R. and Blatter, H.: *Dynamics of Ice Sheets and Glaciers*, *Advances in Geophysical and Environmental Mechanics and Mathematics (AGEM²)*, Springer, Berlin, 2009.
- Gudmundsson, G. H.: Transmission of basal variability to glacier surface, *J. Geophys. Res.*, 108, 2253, 2003.
- Gudmundsson, G. H.: Analytical solutions for the surface response to small amplitude perturbations in boundary data in the shallow-ice-stream approximation, *Cryosphere*, 2, 77–93, 2008.
- Gudmundsson, G. H. and Raymond, M.: On the limit to resolution and information on basal properties obtainable from surface data on ice streams, *Cryosphere*, 2, 167–178, 2008.
- Heimbach, P. and Losch, M.: Adjoint sensitivities of sub-ice-shelf melt rates to ocean circulation under the Pine Island Ice Shelf, West Antarctica, *Ann. Glaciol.*, 53, 59–69, 2012.
- Hutter, K.: *Theoretical Glaciology*, D. Reidel Publishing Company, Terra Scientific Publishing Company, Dordrecht, 1983.

- Iken, A.: The effect of the subglacial water pressure on the sliding velocity of a glacier in an idealized numerical model., *Journal of Glaciology*, 27, 407–421, <https://doi.org/10.1017/S0022143000011448>, 1981.
- Isaac, T., Petra, N., Stadler, G., and Ghattas, O.: Scalable and efficient algorithms for the propagation of uncertainty from data through inference to prediction for large-scale problems with application to flow of the Antarctic ice sheet, *J. Comput. Phys.*, 296, 348–368, 2015.
- 5 Jay-Allemand, M., Gillet-Chaulet, F., Gagliardini, O., and Nodet, M.: Investigating changes in basal conditions of Variegated Glacier prior to and during its 1982–1983 surge, *Cryosphere*, 5, 659–672, 2011.
- Key, K. and Siegfried, M. R.: The feasibility of imaging subglacial hydrology beneath ice streams with ground-based electromagnetics, *Journal of Glaciology*, 63, 755–771, <https://doi.org/10.1017/jog.2017.36>, 2017.
- Kyrke-Smith, T. M., Gudmundsson, G. H., and Farrell, P. E.: Relevance of detail in basal topography for basal slipperiness inversions: a case study on Pine Island Glacier, Antarctica, *Frontiers Earth Sci.*, 6, 33, 2018.
- 10 Lliboutry, L.: General Theory of Subglacial Cavitation and Sliding of Temperate Glaciers, *Journal of Glaciology*, 7, 21–58, <https://doi.org/10.3189/s0022143000020396>, 1968.
- MacAyeal, D. R.: Large-scale ice flow over a viscous basal sediment: Theory and application to Ice Stream B, Antarctica., *J. Geophys. Res.*, 94, 4071–4078, 1989.
- 15 MacAyeal, D. R.: A tutorial on the use of control methods in ice sheet modeling, *J. Glaciol.*, 39, 91–98, 1993.
- Maier, N., Humphrey, N., Harper, J., and Meierbachtol, T.: Sliding dominates slow-flowing margin regions, Greenland Ice Sheet, *Science Advances*, 5, eaaw5406, <https://doi.org/10.1126/sciadv.aaw5406>, 2019.
- Martin, N. and Monnier, J.: Adjoint accuracy for the full Stokes ice flow model: limits to the transmission of basal friction variability to the surface, *Cryosphere*, 8, 721–741, 2014.
- 20 Minchew, B., Simons, M., Björnsson, H., Pálsson, F., Morlighem, M., Seroussi, H., Larour, E., and Hensley, S.: Plastic bed beneath Hofsjökull Ice Cap, central Iceland, and the sensitivity of ice flow to surface meltwater flux, *J. Glaciol.*, 62, 147–158, 2016.
- Minchew, B. M., Meyer, C. R., Pegler, S. S., Lipovsky, B. P., Rempel, A. W., Gudmundsson, G. H., and Iverson, N. R.: Comment on "Friction at the bed does not control fast glacier flow", *Science*, 363, eaau6055, 2019.
- Monnier, J. and des Boscs, P.-E.: Inference of the bottom properties in shallow ice approximation models, *Inverse Problems*, 33, 115 001, 25 2017.
- Morland, L. W.: Unconfined Ice-Shelf Flow, in: *Dynamics of the West Antarctic Ice Sheet*, edited by van der Veen, C. J. and Oerlemans, J., pp. 99–116, Springer, Netherlands, 1987.
- Morlighem, M., Seroussi, H., Larour, E., and Rignot, E.: Inversion of basal friction in Antarctica using exact and incomplete adjoints of a high-order model, *J. Geophys. Res.: Earth Surf.*, 118, 1–8, 2013.
- 30 Mouginot, J., Rignot, E., Björk, A. A., van den Broeke, M., Millan, R., Morlighem, M., Noël, B., Scheuchl, B., and Wood, M.: Forty-six years of Greenland Ice Sheet mass balance from 1972 to 2018, *Proceedings of the National Academy of Sciences of the United States of America*, 116, 9239–9244, <https://doi.org/10.1073/pnas.1904242116>, 2019.
- Nye, J. F.: The motion of ice sheets and glaciers, *J. Glaciol.*, 3, 493–507, 1959.
- Nye, J. F.: A calculation on the sliding of ice over a wavy surface using a Newtonian viscous approximation, *Proc. Roy. Soc. A*, 311, 445–467, 35 1969.
- Pattyn, F. and Morlighem, M.: The uncertain future of the Antarctic Ice Sheet, *Science*, 367, 1331–1335, 2020.

- Pattyn, F., Schoof, C., Perichon, L., Hindmarsh, R. C. A., Bueler, E., de Fleurian, B., Durand, G., Gagliardini, O., Gladstone, R., Goldberg, D., Gudmundsson, G. H., Huybrechts, P., Lee, V., Nick, F. M., Payne, A. J., Pollard, D., Rybak, O., Saito, F., and Vieli, A.: Results of the Marine Ice Sheet Model Intercomparison Project, MISMP, *Cryosphere*, 6, 573–588, 2012.
- van Pelt, W. J. J., Oerlemans, J., Reijmer, C. H., Pettersson, R., Pohjola, V. A., Isaksson, E., and Divine, D.: An iterative inverse method to estimate basal topography and initialize ice flow models, *Cryosphere*, 7, 987–1006, 2013.
- Perego, M., Price, S. F., and Stadler, G.: Optimal initial conditions for coupling ice sheet models to Earth system models, *J. Geophys. Res. Earth Surf.*, 119, 1894–1917, 2014.
- Petra, N., Zhu, H., Stadler, G., Hughes, T. J. R., and Ghattas, O.: An inexact Gauss-Newton method for inversion of basal sliding and rheology parameters in a nonlinear Stokes ice sheet model, *J. Glaciol.*, 58, 889–903, 2012.
- 10 Petra, N., Martin, J., Stadler, G., and Ghattas, O.: A computational framework for infinite-dimensional Bayesian inverse problems, Part II: Newton MCMC with application to ice sheet flow inverse problems, *SIAM J. Sci. Comput.*, 36, A1525–A1555, 2014.
- Pörtner, H.-O., Roberts, D. C., Masson-Delmotte, V., Zhai, P., Poloczanska, E., Mintenbeck, K., Tignor, M., Alegría, A., Nicolai, M., Okem, A., Petzold, J., Rama, B., and Weyer, N. M.: IPCC, 2019: Technical Summary, in: IPCC Special Report on the Ocean and Cryosphere in a Changing Climate, in press, 2019.
- 15 Rignot, E., Mouginot, J., Scheuchl, B., van den Broeke, M., van Wessem, M. J., and Morlighem, M.: Four decades of Antarctic ice sheet mass balance from 1979–2017, *Proceedings of the National Academy of Sciences of the United States of America*, 116, 1095–1103, <https://doi.org/10.1073/pnas.1812883116>, 2019.
- Ritz, C., Edwards, T. L., Durand, G., Payne, A. J., Peyaud, V., and Hindmarsh, R. C.: Potential sea level rise from Antarctic ice-sheet instability constrained by observations, *Nature*, 528, 115–118, 2015.
- 20 Schannwell, C., Drews, R., Ehlers, T. A., Eisen, O., Mayer, C., and Gillet-Chaulet, F.: Kinematic response of ice-rise divides to changes in oceanic and atmospheric forcing, *Cryosphere*, 13, 2673–2691, 2019.
- Schoof, C.: The effect of cavitation on glacier sliding, *Proc. R. Soc. A*, 461, 609–627, 2005.
- Schoof, C.: Ice sheet grounding line dynamics: Steady states, stability and hysteresis, *J. Geophys. Res.: Earth Surf.*, 112, F03S28, 2007.
- Schoof, C.: Ice-sheet acceleration driven by melt supply variability, *Nature*, 468, 803–806, 2010.
- 25 Sergienko, O. and Hindmarsh, R. C. A.: Regular patterns in frictional resistance of ice-stream beds seen by surface data inversion, *Science*, 342, 1086–1089, 2013.
- Smith, R. C.: Uncertainty Quantification. Theory, Implementation, and Applications, Society for Industrial and Applied Mathematics, Philadelphia, 2014.
- Sole, A. J., Mair, D. W. F., Nienow, P. W., Bartholomew, I. D., King, I. D., Burke, M. A., and Joughin, I.: Seasonal speedup of a Greenland marine-terminating outlet glacier forced by surface melt-induced changes in subglacial hydrology, *J. Geophys. Res.*, 116, F03014, 2011.
- 30 Stearn, L. A. and van der Veen, C. J.: Friction at the bed does not control fast glacier flow, *Science*, 361, 273–277, 2018.
- Steffen, W., Rockström, J., Richardson, K., Lenton, T. M., Folke, C., Liverman, D., Summerhayes, C. P., Barnosky, A. D., Cornell, S. E., Crucifix, M., Donges, J. F., Fetzer, I., Lade, S. J., Scheffer, M., Winkelmann, R., and Schellnhuber, H. J.: Trajectories of the Earth System in the Anthropocene, *Proceedings of the National Academy of Sciences of the United States of America*, 115, 8252–8259, <https://doi.org/10.1073/pnas.1810141115>, 2018.
- 35 Thorsteinsson, T., Raymond, C. F., Gudmundsson, G. H., Bindshadler, R. A., Vornberger, P., and Joughin, I.: Bed topography and lubrication inferred from surface measurements on fast-flowing ice streams, *J. Glaciol.*, 49, 481–490, 2003.

- Tsai, V. C., Stewart, A. L., and Thompson, A. F.: Marine ice-sheet profiles and stability under Coulomb basal conditions, *Journal of Glaciology*, 61, 205–215, 2015.
- Vallot, D., Pettersson, R., Luckman, A., Benn, D. I., Zwinger, T., van Pelt, W. J. J., Kohler, J., Schäfer, M., Claremar, B., and Hulton, N. R. J.: Basal dynamics of Kronebreen, a fast-flowing tidewater glacier in Svalbard: non-local spatio-temporal response to water input, *J. Glaciol.*, 11, 179–190, 2017.
- van der Veen, C. J.: Tidewater calving, *J. Glaciol.*, 42, 375–385, 1996.
- van Vuuren, D. P., Edmonds, J., Kainuma, M., Riahi, K., Thomson, A., Hibbard, K., Hurtt, G. C., Kram, T., Krey, V., Lamarque, J.-F., Masui, T., Meinshausen, M., Nakicenovic, N., Smith, S. J., and Rose, S. K.: The representative concentration pathways: an overview, *Climatic Change*, 109, 5, 2011.
- Weertman, J.: On the sliding of glaciers, *J. Glaciol.*, 3, 33–38, 1957.
- Weertman, J.: Equilibrium profile of ice caps, *J. Glaciol.*, 3, 953–964, 1961.
- Wilkens, N., Behrens, J., Kleiner, T., Rippin, D., Rückamp, M., and Humbert, A.: Thermal structure and basal sliding parametrisation at Pine Island Glacier - A 3-D full-Stokes model study, *Cryosphere*, 9, 675–690, <https://doi.org/10.5194/tc-9-675-2015>, 2015.
- Yu, H., Rignot, E., Seroussi, H., and Morlighem, M.: Retreat of Thwaites Glacier, West Antarctica, over the next 100 years using various ice flow models, ice shelf melt scenarios and basal friction laws, *Cryosphere*, 12, 3861–3876, 2018.
- Zhu, H., Petra, N., Stadler, G., Isaac, T., Hughes, T. J. R., and Ghattas, O.: Inversion of geothermal heat flux in a thermomechanically coupled nonlinear Stokes ice sheet model, *Cryosphere*, 10, 1477–1494, <https://doi.org/10.5194/tc-10-1477-2016>, 2016.
- Zoet, L. K. and Iverson, N. R.: A slip law for glaciers on deformable beds, *Science*, 368, 76–78, 2020.