

Cryoconite: an efficient accumulator of radioactive fallout in glacial environments

Giovanni Baccolo^{1,2}, Edyta Łokas³, Paweł Gaca⁴, Dario Massabò^{5,6}, Roberto Ambrosini⁷, Roberto S. Azzoni⁷, Caroline Clason⁸, Biagio Di Mauro¹, Andrea Franzetti¹, Massimiliano Nastasi^{1,9}, Michele Prata¹⁰, Paolo Prati^{5,6}, Ezio Previtali^{1,9}, Barbara Delmonte¹, Valter Maggi^{1,2}

¹ Environmental and Earth Sciences Department, University of Milano-Bicocca, Milano, 20126, Italy.

² INFN section of Milano-Bicocca, Milano, 20126, Italy.

³ Department of Nuclear Physical Chemistry, Institute of Nuclear Physics Polish Academy of Sciences, Kraków, 31-342, Poland.

⁴ Ocean and Earth Science, University of Southampton, National Oceanography Centre, Southampton, SO14 3ZH UK.

⁵ Physics Department, University of Genoa, Genoa, 16146, Italy.

⁶ INFN section of Genoa, Genoa, 16146, Italy.

⁷ Department of Environmental Science and Policy, University of Milan, Milano, 20133, Italy.

⁸ School of Geography, Earth and Environmental Sciences, University of Plymouth, Plymouth, PL48AA, UK.

⁹ Physics Department, University of Milano-Bicocca, Milano, 20126, Italy.

¹⁰ Laboratory of Applied Nuclear Energy, University of Pavia, Pavia, 27100, Italy.

Correspondence to: G. Baccolo (giovanni.baccolo@unimib.it)

Abstract. Cryoconite is rich in natural and artificial radioactivity, but a discussion about its ability to accumulate radionuclides is lacking. A characterization of cryoconite from two Alpine glaciers is here presented. Results confirm that cryoconite is significantly more radioactive than the matrices usually adopted for the environmental monitoring of radioactivity, such as lichens and mosses, with activity concentrations exceeding 10,000 Bq kg⁻¹ for single radionuclides. This makes cryoconite an ideal matrix to investigate the deposition and occurrence of radioactive species in glacial environments. In addition, cryoconite can be used to track environmental radioactivity sources. We have exploited atomic and activity ratios of artificial radionuclides to identify the sources of the anthropogenic radioactivity accumulated in our samples. The signature of cryoconite from different Alpine glaciers is compatible with the stratospheric global fallout and Chernobyl accident products. Differences are found when considering other geographic contexts. A comparison with data from literature shows that Alpine cryoconite is strongly influenced by the Chernobyl fallout, while cryoconite from other regions is more impacted by events such as nuclear test explosions and satellite re-entries. To explain the accumulation of radionuclides in cryoconite, the glacial environment as a whole must be considered, and particularly the interaction between ice, meltwater, cryoconite and atmospheric deposition. We hypothesize that the impurities originally preserved into ice and mobilized with meltwater during summer, including radionuclides, are accumulated in cryoconite because of their affinity for organic matter, which is abundant in cryoconite. In relation to these processes, we have explored the possibility to exploit radioactivity to date cryoconite.

1 Introduction

Radioecological research is primarily focused on Earth surface, where continuous atmospheric deposition of fallout radionuclides (FRN), both natural and artificial, are accumulated. The most common FRNs are cosmogenic nuclides, ^{222}Rn progeny and artificial products. The last ones of which have been released into the environment since the second half of the twentieth century, as a consequence of nuclear test explosions and accidents. Hundreds of thousands of PBq were spread in the high troposphere and stratosphere from the 1940s to the 1960s, allowing for global dispersion and contamination at the Earth surface. The extent and impact of FRN deposition on the Earth surface is monitored through the analysis of different environmental matrices, which are used to reconstruct FRN deposition (Steinhauser et al., 2013) and understand their environmental mobility and distribution (Avery et al., 1996; Yasunari et al., 2011). Among the matrices used in the study of FRNs, those that receive the greatest attention share common features: their composition is directly influenced by airborne deposited impurities; the contribution from environmental compartments other than atmosphere is limited; they are widespread, accessible and preferably easy to sample. Given these attributes, lichens, mosses and peat are commonly used to study the distribution of FRNs and establish depositional inventories (Nifontova, 1995; Kirchner and Daillant, 2002).

In recent years cryoconite began drawing attention in the field of radioactive monitoring as an alternative environmental matrix. Cryoconite is the dark, unconsolidated sediment that is found on the surface of glaciers worldwide (Takeuchi et al., 2001). It forms exclusively at the ice-atmosphere interface and in presence of meltwater. It can be found as a dispersed material on the ice surface or as a deposit accumulated on the bottom of characteristic water-filled holes melted into ice, usually aggregated into granules (cryoconite holes, see **Fig. 1**). Cryoconite forms out of the interaction between the mineral particles present on the ice surface (both allochthonous and autochthonous), and the complex microbial communities that develop on the surface of glaciers (Cook et al., 2015). Among the microbes that are present on glaciers, cyanobacteria play a major structural role (Langford et al., 2010). During the ablation season, when liquid water is available at the surface of glaciers, cyanobacteria develop films and filaments that promote the formation of aggregates composed of mineral sediments and organic matter, resulting in cryoconite granules (Takeuchi et al., 2001). The composition of cryoconite is dominated by a mineral component accounting for 85-95 % of its mass, whereas the remnant fraction is comprised of both living and dead organic matter and is responsible for its dark colour (Cook et al., 2015). The formation of cryoconite holes is attributable to the dark colour, and thus low albedo, of cryoconite, which enhances the absorption of solar radiation and locally increases ice melting to foster the development of holes in the ice surface. Due to its contribution to ice melting, its diverse composition, and the role in biodiversity, cryoconite has been studied by a range of disciplines, including glaciology, microbiology, biogeochemistry and ecology (Takeuchi et al., 2001; Langford et al., 2010; Cook et al., 2015; Ferrario et al., 2017; Pittino et al., 2018a). More recently cryoconite has been the subject of renewed interest due to its ability to accumulate specific substances, including anthropogenic contaminants (Pittino et al., 2018b).

To the best of our knowledge, the first evidence of the accumulation of radionuclides in cryoconite was reported in 1996 by




Fig. 1 Cryoconite from the Morteratsch (A) and Forni (B) glaciers. Panel C: the beginning of the melt season at the Morteratsch glacier. The ice surface has been exposed to the atmosphere after snow melting, and cryoconite is preferentially accumulating within the early meltwater channels. Panel D: the end of the melt season at the Morteratsch glacier. The ice surface has experienced months of melting and is now largely covered by cryoconite. Panel E: this cryoconite deposit (at the Morteratsch glacier) was located few meters downstream from a melting snow patch rich in Saharan dust. Cryoconite aggregates acted as a filter, retaining and accumulating dust particles.

Tomadin et al. who found high levels of anthropogenic radioactivity in cryoconite samples from the European Alps. In 1997 Meese et al. analysed cryoconite formed on the surface of multi-year Arctic sea ice, measuring high radioactivity values. Similar observations were successively reported by Cota and co-authors (2006) who founded unexpectedly high radioactivity burdens (related to ^{137}Cs , ^{210}Pb and ^7Be) in cryoconite from the surface of multi-year sea ice in the Canadian Arctic. Since then no other studies (to our knowledge) have focused on the radioactivity of cryoconite until the presentation of an extensive characterization of samples from an Austrian glacier in 2009 (Tieber et al., 2009). That study has showed that cryoconite is contaminated not only by ^{137}Cs , a common artificial radionuclide spread into the environment, but also by several other species, artificial and natural in origin. The reported activity levels in this study are extremely high, and comparable to soil samples from nuclear incident and explosion sites (Steinhauser et al., 2014; Abella et al., 2019). Subsequent studies, carried out in different regions of global cryosphere (Alps, Caucasus, Svalbard and Canada), corroborated the ability of cryoconite to accumulate radionuclides (Baccolo et al., 2017; Łokas et al., 2016, 2018, Owens et al., 2019), with radioecological consequences concerning the presence of FRNs that extend to the pro-glacial areas (Łokas et al., 2017, Owens et al., 2019). In addition to FRNs, cryoconite has also been shown to accumulate other anthropogenic contaminants including heavy metals (Nagatsuka et al., 2010; Łokas et al., 2016; Baccolo et al., 2017; Singh et al., 2017, Huang et al., 2019), artificial organic compounds (Ferrario et al., 2017; Weiland-Bräuer et al., 2017), and microplastics (Ambrosini et al., 2019). However, among the species found in cryoconite, radionuclides show by far the highest concentration with respect to other environmental matrices. The considerable activity concentrations of artificial FRNs found

in cryoconite, has allowed for the application of cutting-edge radiological techniques, offering important insight to the sources and distribution of radioactivity deposited within the glaciated regions of the Earth (Łokas et al., 2018, 2019), and making novel contributions to the emerging field of environmental nuclear forensics (Steinhauser, 2019).

95 Even though the link between cryoconite and environmental radioactivity is now indisputable, several important questions remain. Firstly, is not clear why and how cryoconite accumulates radionuclides and other anthropogenic impurities and to what extent this accumulation is related to processes specific to glacial environments. Previous studies (Osburn Jr., 1963; Pourcelot et al., 2003) have focused on the role of snowmelt in accumulating radionuclides in residual snow patches during summer, suggesting that nival and melt processes could encourage local accumulation of radioactivity in a similar fashion to
100 what has been observed in cryoconite on glaciers. Secondly, it is not fully understood where this radioactivity comes from.

This paper aims to present cryoconite as a promising tool for radioecological monitoring in high latitude and high-altitude areas and sheds light on some of the open issues related to the themes explored above. Data concerning cryoconite from two Alpine glaciers are presented and compared to data from previous studies on both cryoconite and other environmental matrices used for radioactive monitoring.

105 **2 Study site and sampling strategy**

The Morteratsch and Forni Glaciers are located in the European Alps and are situated ~50 km apart (Fig.). Both glaciers are among the biggest and most studied in the Alps (Azzoni et al., 2017; Di Mauro et al., 2019). The Morteratsch is a Swiss glacier and the largest in the Bernina range, spanning an altitudinal range of roughly 2000 m and with a terminus located at 2100 m a.s.l.. It has an area of ~7.5 km², but until 2015 the value exceeded 15 km² due to its connection with a tributary
110 glacier that has since detached. A similar setting characterizes the Forni Glacier, the biggest one in the Ortles-Cevedale range in Italy. Forni is a north-facing valley glacier presenting a glacial tongue that was, until recently, fed by three accumulation basins. Owing to retreat of the glacier, the connections between the basins have become weaker and the glacier is now fragmented in two parts (Azzoni et al., 2017). The Forni glacier ranges between 2500 to 3750 m a.s.l. and is characterized by a surface area of ~10 km² considering both ice bodies. From a climatic perspective, the glaciers are similar; they are
115 characterized by a continental climate and in the last years experienced a darkening of their ablation zones because of the accumulation of impurities on the surface and the progressive emergence of detritus from medial and lateral moraines (Di Mauro et al., 2017; Fugazza et al., 2019). The abundance of supra-glacial debris is favourable for the formation of cryoconite, and in fact the two glaciers are well studied in terms of cryoconite and its components (Baccolo et al., 2017; Di Mauro et al., 2017; Pittino et al., 2018a; Ambrosini et al., 2019; Fugazza et al., 2019). We have considered these glaciers
120 also because of the relatively easy access, which makes them ideal sites for annual sampling campaigns.

Samples considered here were collected in summer 2015 (July and September) and 2016 (July) from the ablation zones of

Morteratsch-Pers
glacial system

Forni glacial system

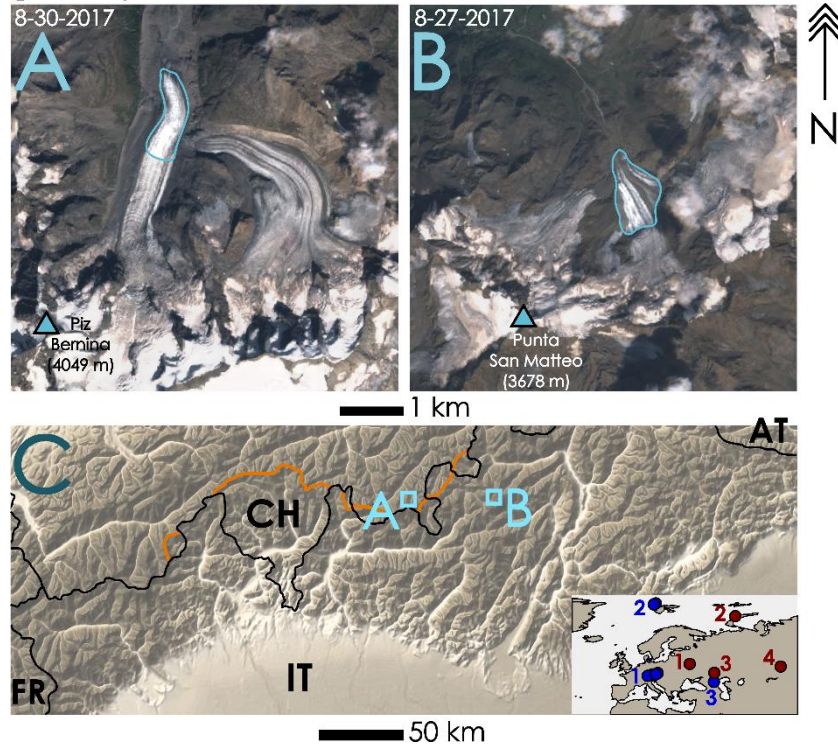


Fig. 2 The geographic setting of the present work. Satellite images (ESA Sentinel-2) of the considered glaciers (A and B). The highest peak point within the two catchments are highlighted; the blue lines define the ablation areas where cryoconite has been collected. Panel C: a wider view of the central sector of the European Alps. The black line represents national borders, while the orange line, when not coincident with the black one, the Northern-Southern Alpine watershed dividing line. In the box a map showing the sites cited in the discussion: Alpine (1), Svalbard (2) and Caucasus (3) glaciers where cryoconite have been studied from the radiological perspective (blue dots); Chernobyl (Ukraine, 1); Novaja Zemlya (Russia, 2), Semipalatinsk (Kazakhstan, 3) and Kapustin Yar (Russia, 4) nuclear testing areas (red dots).

the glaciers (**Fig. 2**). Each sample represents a distinct cryoconite hole. The sampling was carried out using sterile disposable pipettes and ethanol cleaned spoons; samples were kept in sterile tubes at 0°C during the field campaign and stored at -20°C in the EUROCOLD laboratory of the University Milano-Bicocca, until preparation for the geochemical analyses. We selected the most abundant cryoconite deposits, so as to have material available for other analyses also: twelve samples have been gathered on the Morteratsch Glacier (between 2100 and 2300 m a.s.l.) and ten on the Forni Glacier (between 2600 and 2800 m a.s.l.), each one consisting in 10-40 g of wet cryoconite. Where possible, multiple analyses have been carried out on the same samples, but this has not been always possible. Part of the data concerning gamma spectrometry applied to cryoconite from the Morteratsch samples has already been published (Baccolo et al., 2017).

3 Materials and Methods

3.1 Radioactivity measurements

140 The activity of natural and artificial radionuclides in cryoconite, has been measured using a number of techniques. ^{137}Cs ,
 ^{241}Am , ^{207}Bi , ^{40}K and ^{238}U and ^{232}Th decay chain nuclides were analysed through γ -spectrometry about six months after
sampling, full details are found in the supplementary material. Aliquots dedicated to γ -spectrometry consist in ~ 1 g of dry
material (dried until constant weight at 50°C , 2 mm sieved) sealed in polyethylene vials. The acquisition of the γ -spectra
took place at least two weeks after the sealing, to allow the secular equilibrium between ^{222}Rn and its progenies to be
145 attained. Each sample have been counted for one week using a customized high purity germanium well detector (Ortec).
Details about the instrument, calibration and analytical performances are presented elsewhere (Baccolo et al., 2017).
Aliquots dedicated to Pu analyses (~ 1 g of dry material) have been ashed at 600°C to remove organic matter. The ash has
been dissolved with mineral acids and the resultant liquid samples have undergone radiochemical separation and
concentration of Pu. The procedure is extensively described elsewhere by Łokas and colleagues (2016). Activities of
150 $^{239+240}\text{Pu}$ and ^{238}Pu have been determined through α -spectrometry after Pu co-precipitation with NdF_3 , using Canberra 7401
and Ortec Alpha Duo spectrometers. After further radiochemical purification, the $^{240}\text{Pu}/^{239}\text{Pu}$ atomic ratio was measured
through MC-ICP-MS (Thermo Fisher Scientific Neptune spectrometer), in accordance with Łokas et al. (2018). ^{238}U and
 ^{232}Th activities have not been directly measured but have been estimated considering the total content of U and Th.

3.2 Instrumental neutron activation analysis

155 The Th and U composition of cryoconite has been assessed through instrumental neutron activation. Samples have been
irradiated at the LENA laboratory, where a TRIGA Mark II nuclear reactor is available. The irradiation have lasted for six
hours under a thermal neutron flux of $2.4 \pm 0.2 \cdot 10^{12}$ neutron $\text{s}^{-1} \text{cm}^{-2}$. To determine the concentration of Th and U in the
samples, the following nuclear reactions and γ -emissions have been exploited: $^{232}\text{Th} (n,\gamma) ^{233}\text{Th} \rightarrow ^{233}\text{Pa}$ (analyzed
emissions: 300.3 and 312.2 keV) and $^{238}\text{U} (n,\gamma) ^{239}\text{U} \rightarrow ^{239}\text{Np}$ (analyzed emissions: 228.2 and 277.6 keV). Irradiated sample
160 have been counted for six hours a few days after the irradiation, using the same well detector applied for γ -spectrometry. The
quantification of concentrations have been carried out comparing samples and reference materials (Baccolo et al., 2017).

3.3 Carbonaceous content

A thermo-optical analyzer (Sunset Lab Inc. analyzer) have been used for the determination of organic and elemental carbon
content (OC and EC respectively), following the protocol adopted in Baccolo et al. (2017). Cryoconite samples have been
165 suspended on clean quartz fiber filters and analyzed. The mass concentration of OC and EC have been obtained combining
the information relative to filter superficial concentrations and the mass of cryoconite deposited on the latter, determined
using an analytical microbalance (precision $1 \mu\text{g}$) which has been operated inside an air-conditioned room ($T = 20 \pm 1^\circ\text{C}$;
relative humidity = $50 \pm 5\%$). Mass concentration of OC has been converted into organic matter content (Pribyl, 2010).

3.4 Statistics

170 To evaluate the degree of correlation between variables and samples, two multivariate statistical tools have been applied. Multidimensional scaling (MDS) has been used to appreciate the degree of correlation between the radionuclides (Diaconis et al., 2008). MDS has been applied to a similarity metric derived from the correlation matrix (Pearson's correlation coefficient) of the original data, following **Eq. 1**, where the distance d between variables v_1 and v_2 is obtained considering their Pearson correlation coefficient (r) (van Dongen and Enright, 2012).

175
$$d(v_1, v_2) = \sqrt{1 - r(v_1, v_2)^2}$$

Eq. 1

The correlation between samples and the differences between the two glaciers have been evaluated applying the principal component method to standardized data (PCA). The first two components (which explain 65 % of the total variance) have been taken into consideration.

180 4 Results and discussion

4.1 Cryoconite natural radioactivity

Our results confirm the ability of cryoconite to accumulate radioactivity and in particular FRNs. In fact only FRNs, whose environmental occurrence is related to atmospheric transport, are actually accumulated in cryoconite from the Morteratsch and Forni glaciers, not the lithogenic ones. This can be observed in **Fig. 3**, where the activity of lithogenic radionuclides is presented. A substantial secular equilibrium characterizes the nuclide belonging to the ^{238}U and ^{232}Th decay chains, except for ^{210}Pb ($t_{1/2} = 22.3$ yr), which presents an excess with respect to the other ^{238}U -related nuclides. Excluding it, the average ^{238}U and ^{232}Th chain activities are 70 ± 15 and 52 ± 8 Bq kg^{-1} respectively for the ^{238}U chain (Morteratsch and Forni samples, \pm standard deviation) and 50 ± 10 and 55 ± 10 Bq kg^{-1} for the ^{232}Th chain. These values, as seen in **Fig. 3**, are slightly higher than the average ^{238}U and ^{232}Th radioactivity of upper continental crust (UCC) reference (Rudnick and Gao, 2003), which is 34 and 43 Bq kg^{-1} for ^{238}U and ^{232}Th respectively. The difference is probably related to the accumulation in cryoconite of heavy minerals, where U and Th are typically enriched, because of hydraulic sorting related to meltwater flow (Baccolo et al. 2017). The activity of the primordial radioactive nuclide ^{40}K ($t_{1/2} = 1.28 \cdot 10^9$ yr) in the samples from the Morteratsch and Forni glaciers (810 ± 55 , 770 ± 200 Bq kg^{-1}) is of the same order of magnitude of ^{40}K UCC activity, i.e. 720 Bq kg^{-1} (Rudnick and Gao, 2003). Such results point to a typical crustal origin for the lithogenic radionuclides measured in cryoconite. An exception to this is ^{210}Pb , which, although being a decay product of ^{238}U progeny, shows activity levels two orders of magnitude higher than the other ^{238}U - chain nuclides. The average activities in the samples from the Morteratsch and Forni glaciers are $2,800 \pm 800$ and $6,200 \pm 1,900$ Bq kg^{-1} respectively and are statistically different (Student's t test: $t_{20} = 5.9$; p-value < 0.001) within the two glaciers. Finding such high ^{210}Pb activities in samples collected on the surface of

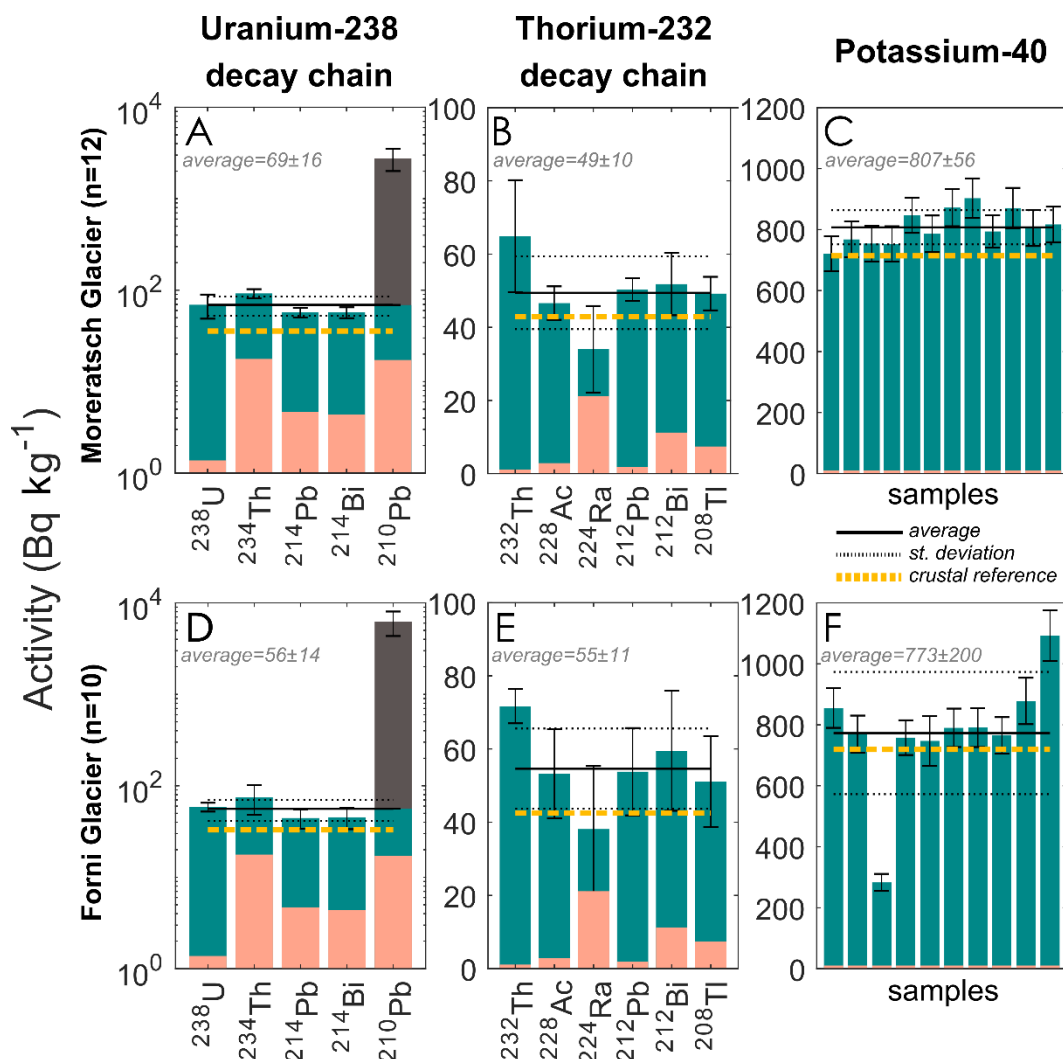


Fig. 3 Activity of the radionuclides belonging to the decay chains of ^{238}U and ^{232}Th and of ^{40}K . Panels A-B-C refer to cryoconite from the Mörneratsch glacier, panels D-E-F to cryoconite from the Forni glacier. Red bars represent detection limits, green bars measured activities. The activity of ^{210}Pb is divided into supported (green bar) and unsupported fraction (grey bar), considering the upper ^{238}U decay chain as reference for the supported fraction. Crustal references are calculated from Rudnick & Gao (2003).

glaciers is not completely unexpected. It is common to observe an excess of ^{210}Pb in Earth surface environments, due to its dual source. A fraction of ^{210}Pb is present in materials of geologic origin because of the internal decay of ^{238}U progeny (supported ^{210}Pb); a second fraction (unsupported ^{210}Pb) is found in samples exposed to the atmosphere and is attributable to the scavenging by precipitation of atmospheric ^{210}Pb , produced from the decay of the gaseous ^{222}Rn released into the atmosphere from rocks and soils. Given its relatively long half-life (22.3 yr), precipitated ^{210}Pb concentrates in surficial environments, but typically its activity doesn't exceed tens or a few hundreds of Bq kg⁻¹ in matrices strongly influenced by atmospheric deposition and rich in organic matter, for which Pb is particularly affine (Strawn and Spark, 2000).

In **Fig. 4**, cryoconite radioactivity is compared to data concerning other environmental matrices. With respect to lichens and mosses, which are known to be efficient in accumulating radioactive atmospheric species (Kirchner and Daillant, 2002), cryoconite shows a ^{210}Pb activity that is, on average, higher by one order of magnitude. Two hypotheses are made to explain the excess found in cryoconite: 1) the glaciers considered here are located in areas where the atmospheric deposition of ^{210}Pb is enhanced; 2) cryoconite is more efficient at concentrating atmospherically derived radionuclides than lichens and mosses. At the Morteratsch Glacier a comparison has been made between cryoconite and samples collected from the surface of the moraines surrounding the glacier (Baccolo et al., 2017). The moraine sediments have had a mean activity of $145 \pm 30 \text{ Bq kg}^{-1}$ for unsupported ^{210}Pb , while in cryoconite it has exceeded $2,500 \text{ Bq kg}^{-1}$. This evidence rejects the first hypothesis: if an anomaly of atmospheric ^{210}Pb deposition was present in the Morteratsch valley, it should impact both the moraine and glacial surfaces. Several studies have reported high unsupported ^{210}Pb activity in cryoconite from different regions of the Earth (Tieber et al., 2009; Baccolo et al., 2017; Łokas et al., 2016, 2018), suggesting that high ^{210}Pb activity is related to specific characteristics of cryoconite.

4.2 Anthropogenic radioactivity in cryoconite and other environmental matrices

In **Fig. 4**, the comparison between radioactive contamination of worldwide lichens, mosses, soils and sediments from other studies (full information in the supplementary material), is extended to all of the radionuclides that have been found in excess in cryoconite in this study. Out of all of them, ^{210}Pb is the only natural occurring species while the others are anthropogenic in origin. In descending order of average activity in cryoconite, they are: ^{137}Cs ($t_{1/2} = 30.1 \text{ yr}$), $^{239+240}\text{Pu}$ ($t_{1/2} = 24,110$ and $6,536 \text{ yr}$ respectively), ^{241}Am ($t_{1/2} = 432.2 \text{ yr}$), ^{207}Bi ($t_{1/2} = 31.6 \text{ yr}$), ^{238}Pu ($t_{1/2} = 87.7 \text{ yr}$). These nuclides have been released into the environment as a consequence of nuclear incidents and explosions and have been atmospherically transported and deposited globally. For all radionuclides, the activities measured in cryoconite are always higher than those of other environmental matrices (see **Fig. 4**). To find samples with activities comparable to the ones found in cryoconite, it would be necessary to consider sites within the vicinity of nuclear tests or incidents. The mean ratios between the activity levels found in cryoconite and in lichens for ^{137}Cs , $^{239+240}\text{Pu}$, ^{241}Am , ^{207}Bi , ^{238}Pu are 9.5, 58, 39, 35, 7 respectively, and the values are even higher when matrices less efficient in accumulating radionuclides are considered. This supports the hypothesis that cryoconite accumulates atmospherically derived artificial radionuclides more efficiently than other matrices, as already suggested by exploring unsupported ^{210}Pb .

The accumulation ability of cryoconite can be observed not only for common artificial radionuclides, such as ^{137}Cs and $^{239,240}\text{Pu}$, but also for less abundant species, such as ^{241}Am , ^{207}Bi and ^{238}Pu . ^{137}Cs is among the most common long-lived fission products from ^{235}U and has been released in the environment due to commercial reactor failures and fission bomb test explosions. The plutonium isotopes 239 and 240 also originate from atmospheric weapon tests and nuclear accidents, but the relative contribution from atmospheric tests is larger, since ^{239}Pu has been the most common fissile material used in fission bombs and for igniting fusion devices. Because of their widespread dispersion, ^{137}Cs and $^{239,240}\text{Pu}$ are the most abundant

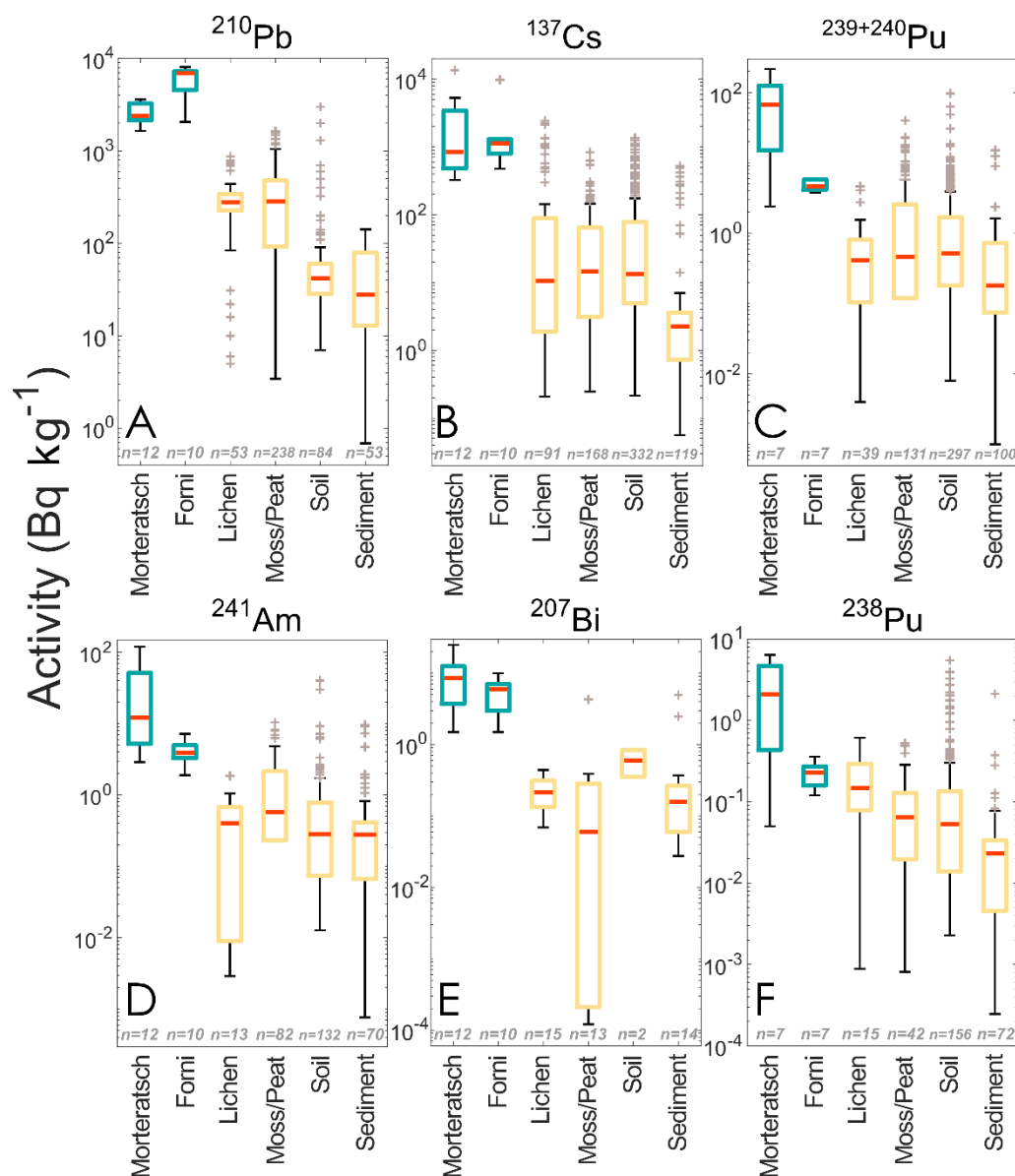


Fig. 4 Radionuclides presenting anomalously high activities in cryoconite compared to other environmental matrices. Activity in cryoconite (green boxes) is compared to data from literature concerning the contamination in other matrices sampled in surficial environments (yellow boxes). The number of considered samples is shown in the lower part of each plot. Given the number of publications from which the displayed data were sourced, they have been listed individually in the supplementary material. All activities were corrected for decay at June 2017, with the exception of ²¹⁰Pb, which, being continuously produced in the atmosphere, did not require any adjustment.

artificial nuclides found in cryoconite from the two glaciers, confirming previous results (Tieber et al., 2009; Łokas et al., 2018,2019). Their mean activities in the samples from Morteratsch and Forni Glaciers are $2,600 \pm 3,800$ and $1,900 \pm 2,900$ Bq kg⁻¹ for ¹³⁷Cs, 80 ± 75 and 4.9 ± 0.9 Bq kg⁻¹ for ^{239,240}Pu (average activities and standard deviations for the Morteratsch

and Forni cryoconite respectively). Less abundant nuclides are present in cryoconite with lower concentration, including ^{241}Am (30 ± 35 and 4 ± 1.5 Bq kg⁻¹), ^{207}Bi (9 ± 7 and 6 ± 2 Bq kg⁻¹) and ^{238}Pu (2.5 ± 2.5 and 0.22 ± 0.08 Bq kg⁻¹). Despite being low, such activities are still significant and among the highest ever found in the environment. Typical environmental activities usually do not exceed 1 Bq kg⁻¹ for ^{241}Am and ^{207}Bi , and 0.1 Bq kg⁻¹ for ^{238}Pu (**Fig. 4**), being their rarity related to their production mechanisms (Shabana & Al-Shammari, 2001; Bossew et al., 2006). The presence of ^{241}Am in the environment is not primarily related to direct deposition (it is present in nuclear power plant spent fuel); it is mostly produced *in situ*, from the decay of its parent nuclide (^{241}Pu , $t_{1/2} = 14.3$ yr), which has been released into the environment alongside other Pu isotopes. Thanks to ^{241}Pu decay, the environmental activity of ^{241}Am globally is increasing and will peak around year 2100 (Thakur and Ward, 2018). ^{238}Pu is one of the rarest plutonium isotopes produced by commercial reactors and nuclear explosions, and its diffusion is mostly related to the atmospheric re-entry of satellites powered by pure ^{238}Pu thermoelectric generators (Łokas et al., 2019) and to a smaller degree by the release from nuclear fuel reprocessing plants into marine environment (Bryan et al., 2008). ^{207}Bi has been released as a consequence of a few high yield thermonuclear explosion tests (Noshkin et al., 2001) and has rarely been observed within the environment. Finding easily detectable activities in cryoconite for these rare radionuclides, many of which were released decades ago, is both surprising and unprecedented. Studies focused on them usually require the application of pre-concentration and separation procedures, but for cryoconite a direct measure of activity was sufficient. These results highlight the potential of this environmental matrix for radioecological monitoring.

Looking in detail at the two Alpine glaciers considered here, only the activity of Pu isotopes is significantly different between the two sites, with higher values found in the samples from the Morteratsch Glacier (Student's t test: $t_{12} = 2.99$; p-value = 0.010 for both ^{238}Pu and $^{239+240}\text{Pu}$). ^{241}Am is also more abundant in Morteratsch cryoconite, but not significantly because of the large standard deviation (Student's t test: $t_{20} = 2.24$; p-value = 0.018). The ratios between the mean activity of the Morteratsch and Forni samples are 15.9, 11.6 and 6.8 for $^{239+240}\text{Pu}$, ^{238}Pu and ^{241}Am respectively.

4.3 Sources of anthropogenic radioactivity in cryoconite

To infer the potential sources of the radioactivity found in cryoconite from Alpine glaciers, isotopic and activity ratios between Pu and Cs isotopes have been calculated (**Fig. 5**). The use of such ratios has been to estimate the provenance of environmental radioactivity, since specific signatures are associated to different sources (Steinhauser, 2019). The atomic ratio $^{240}\text{Pu}/^{239}\text{Pu}$ and activity ratio $^{238}\text{Pu}/^{239+240}\text{Pu}$ show that the plutonium-related radioactivity of Morteratsch and Forni cryoconite is compatible with the worldwide signal from global radioactive fallout (**Tab. 1** and **Fig. 5a,b**). The latter reflects the composition of the stratospheric reservoir, established in the '60s as a consequence of atmospheric nuclear weapon testing. On average, more than 99 % of the Pu found in cryoconite from the Morteratsch glacier is from global fallout, while for the Forni glacier the average contribution is 95 %, suggesting a non-negligible influence from the Chernobyl accident (~5 %).

Glacier (sample nr.)	Geographical Location	Pu from global fallout (%)	¹³⁷ Cs from global fallout (%)
Morteratsch (7) <i>this study</i>	Alps	99±2	41±18
Forni (6) <i>this study</i>	Alps	95±3	12±6
Stubacher Sonnblickkees (19) <i>Tieber et al. 2009</i>	Alps	n.a.	5±4
Hallstätter (8) <i>Wilflinger et al. 2017</i>	Alps	n.a.	10±8
Adishi (8) <i>Lokas et al., 2018</i>	Caucasus	99±2	36±19
Wlademarbreen (9) <i>Lokas et al., 2019</i>	Svalbard	93±4	56±25

285 **Tab. 1 Data about the fraction of Pu and ¹³⁷Cs related to global fallout in cryoconite samples from the Morteratsch and Forni glaciers and from other glaciers. To calculate global fractions, reference ratios defined by Ketterer et al. (2008), Cagno et al. (2014), Gückel et al. (2017) and Wilflinger et al. (2018) have been used.**

By comparing the ²⁴⁰Pu/²³⁹Pu ratio of global fallout and of modern snow deposited in the Alps (Gückel et al., 2017), it is possible to further discuss the Pu sources in cryoconite. Modern Alpine snow has a slightly higher ratio than global fallout (0.21 vs. 0.18), probably because of the partial influence of re-suspended Chernobyl radioactive fallout, which is more enriched in ²⁴⁰Pu than global fallout (Ketterer and Szechenyi, 2008). Only two cryoconite samples (one from Forni and one from Morteratsch) show a Pu isotopic composition pointing to the Chernobyl influence. They show a ratio of 0.286 ± 0.006 and 0.24 ± 0.02 respectively, which is even higher than the that of modern Alpine snow. The occurrence of only two samples with a partial Chernobyl signature can be explained by the presence of fallout particles from Chernobyl nuclear fuel in these specimens. The non-volatile constituents of nuclear fuel, such as Pu, were not scattered into the environment homogenously, as in the case of the more volatile ¹³⁷Cs, but as micrometric and highly radioactive particles (Sandalls et al., 1993). The presence of even one of such particles in the two samples could be sufficient to explain the anomalies. The other samples present a global signature fully compatible with global fallout and not with modern Alpine snow. This implies that Pu accumulated in Alpine cryoconite dates back to when the deposition of radionuclides was dominated by global stratospheric

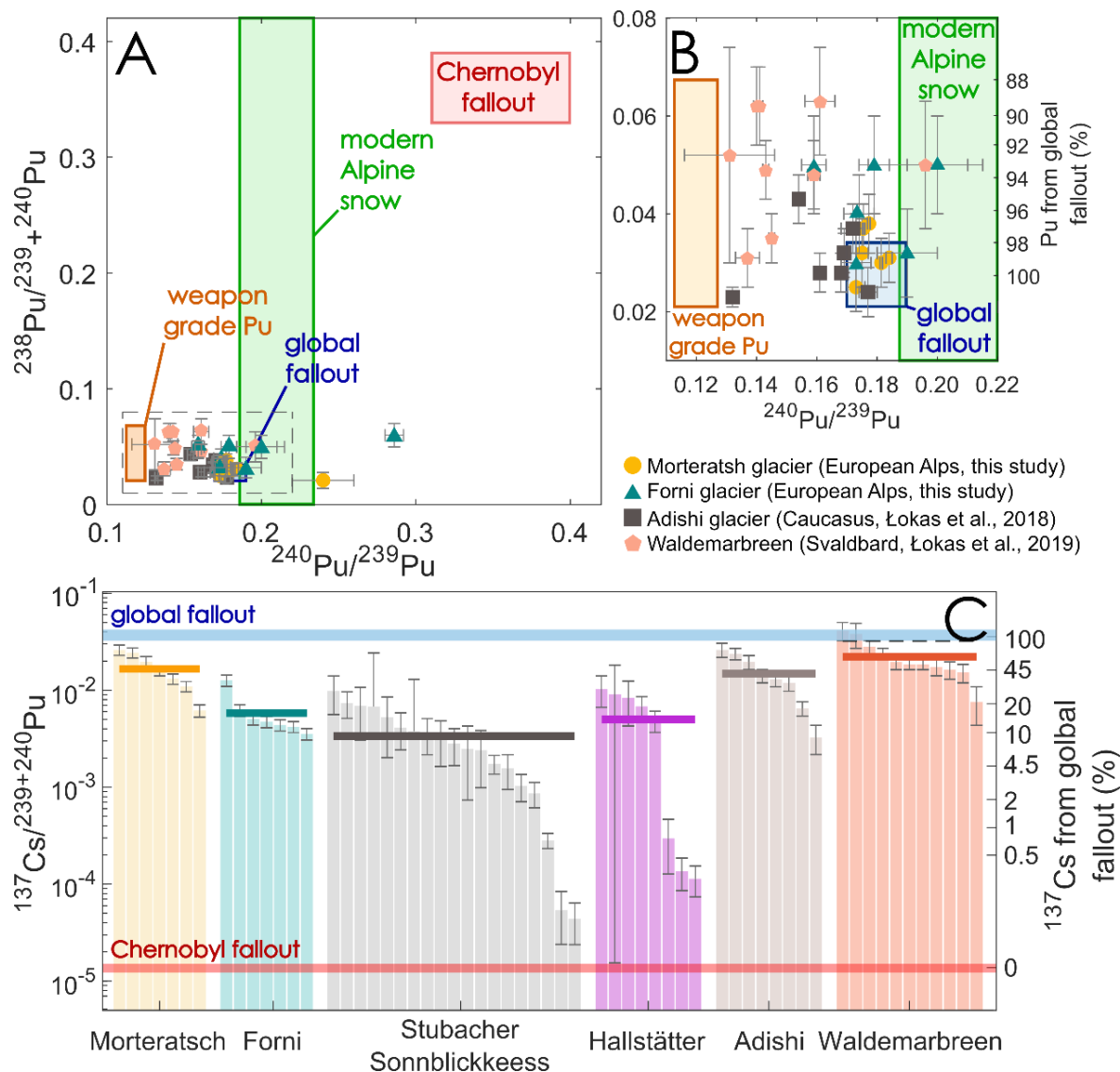


Fig. 5 The fingerprint of cryoconite radioactivity. Panel A and B: Pu isotopic composition of cryoconite samples (panel B is an enlargement of panel A). $^{238}\text{Pu}/^{239+240}\text{Pu}$ is expressed as an activity ratio, ^{240}Pu to ^{239}Pu as an atomic ratio. Panel C: ^{137}Cs to $^{239+240}\text{Pu}$ activity ratio of cryoconite. In addition to the Forni and Morteratsch glacier samples, data from the Austrian Alps (Stubacher Sonnblickkees and Hallstätter glaciers, Tieber et al., 2009; Wilflinger et al., 2018), Svalbard (Waldemabreen, Łokas et al., 2019) and from the Caucasus (Adishi glacier, Łokas et al., 2018) are included. Reference ratios (blue square for global fallout, red square for Chernobyl fallout, yellow square for weapon grade Pu, green square for modern Alpine snow) are from literature (Ketterer et al., 2008; Cagno et al., 2014; Gückel et al., 2017; Wilflinger et al., 2018). All values are corrected for decay to June 2017. A geographic setting of the data presented here is found in Fig. 2.

fallout, approximately from 1960 to 1980 (Hirose et al., 2008). The deposition of plutonium which is still occurring on the Alpine snowpack, is too weak to influence the isotopic fingerprint of cryoconite. Pu activity in fresh snow ranges from 0.4 to 11.5 $\mu\text{Bq kg}^{-1}$ (Gückel et al., 2017), roughly six orders of magnitude lower than the average activity of cryoconite, which is

41 Bq kg⁻¹. This has important implications because it suggests that cryoconite is more influenced by past atmospheric fallout rather than the contemporary one, at least when considering Pu. The only source that can provide to cryoconite FRNs from past atmospheric deposition is ice accumulated within the period of maximum deposition of atmospheric radioactivity, when the latter was dominated by global stratospheric fallout. The presence of ²⁰⁷Bi in cryoconite also supports this hypothesis. In the northern hemisphere ²⁰⁷Bi was produced during the explosion of the Tzar thermonuclear device in 1961 in Novaya Zemlya (Aarkrog and Dahlgaard, 1984). A few years after this event the ²⁰⁷Bi atmospheric contamination decreased until reaching non-detectable levels (Kim et al., 1997). If a considerable amount of ²⁰⁷Bi is present in cryoconite, it means that the cryoconite has had the possibility to interact with ice deposited shortly after 1961.

Comparing our results with the data obtained for cryoconite collected in the Caucasus and in regions of the Arctic (Łokas et al., 2018, 2019), it is possible to see that there are variations in the radioactive signatures, pointing to secondary regional influences, despite the general features are compatible with global stratospheric fallout (**Fig. 5**). Caucasian and Arctic samples are characterized by a lower ²⁴⁰Pu/²³⁹Pu atomic ratio than the Alpine samples (**Fig. 5a and b**). Such a signature is compatible with the influence of weapon grade Pu, depleted in ²⁴⁰Pu (Cagno et al., 2014). It has been argued that samples from the Caucasus were influenced by the debris spread from the Semipalatinsk (Kazakhstan) and Kapustin Yar (Russia) test sites, where hundreds of nuclear explosions have been carried out (Łokas et al., 2018). The effects of high latitude nuclear polygons (Novaya Zemlya) and of the re-entry of ²³⁸Pu powered satellites, explain the non-global fallout contribution observed in the Arctic cryoconite, which is enriched in both ²³⁹Pu and ²³⁸Pu with respect to the Morteratsch and Forni samples (Łokas et al., 2019). The latter, showing a good agreement with the global fallout reference, rule out the possibility that a fraction of the Pu found in Alpine cryoconite was produced during the Algerian atmospheric nuclear tests carried out by France in 1960s.

By studying the ¹³⁷Cs and ²³⁹⁺²⁴⁰Pu activity ratio (**Tab. 1** and **Fig. 5c**), it is possible to infer the potential sources of ¹³⁷Cs, whose activity is by far the highest among the artificial radionuclides found in cryoconite. While global fallout has been demonstrated as the main source of Pu, the same is not for ¹³⁷Cs. On average, the ¹³⁷Cs fraction found in the Morteratsch Glacier samples from global fallout is 41 % with respect to total ¹³⁷Cs. For the Forni samples the value is lower (12 %). The non-global fraction of ¹³⁷Cs found in Alpine cryoconite is attributable to the radioactive contamination released during the Chernobyl event. The Alps, and in particular the Eastern Alps, were among the most heavily impacted areas by Chernobyl fallout, where ¹³⁷Cs was a dominant component (Steinhauser et al., 2014). This is confirmed by the radioactive signature of cryoconite from two Austrian Alpine glaciers in the Eastern Alps (Tieber et al., 2009; Wilflinger et al., 2018), whose ¹³⁷Cs content is dominated by Chernobyl contamination (more than 90 %). Samples from the Caucasus also show a dominant Chernobyl contribution with respect to ¹³⁷Cs, while cryoconite from Svalbard is anomalous in being characterized by a primary influence from global fallout (56 %). This is, however, not unexpected since, among the glaciers considered in **Fig. 5**, the Waldemarbreen (Svalbard) is the farthest from Chernobyl.

While Pu has a dominant global source, ^{137}Cs is related both to global and Chernobyl-related fallouts. Pu, together with the other actinides, is highly non-volatile and its transport mostly takes place through the dispersion of micrometric particles from nuclear fuel, fission and activation products (Sandalls et al., 1993), while Cs is volatile and its mobilization during nuclear accidents requires relatively low temperatures. The Pu contamination from Chernobyl was limited to few hundreds of km from the emission site and could not be efficiently transported for long distances, while ^{137}Cs transport was widespread, leaving a strong signature all over Europe (Steinhauser et al., 2014), as it is also supported by Alpine cryoconite.

4.4 Carbonaceous content

Results of carbon analyses are presented in **Fig. 6**. On average (\pm standard deviation), the carbonaceous composition of the Morteratsch Glacier samples is 9.4 ± 1.4 % m/m for organic matter and $0.50 \pm 0.25\%$ m/m for elemental carbon. Cryoconite from the Forni Glacier contains a lower concentration of both species: 7.2 ± 0.8 % for organic matter and 0.2 ± 0.2 % for elemental carbon. Values about organic matter are compatible with the wider literature, where organic matter in cryoconite has been reported to vary between 2 and 18 % (Cook et al., 2015). Very limited information is available about the elemental and/or black carbon composition of cryoconite, despite a great deal of attention having been given to the carbonaceous impurities present in snow in relation to the effect on ice/snow darkening (Di Mauro et al., 2017). Our results show that elemental carbon is accumulated in cryoconite with respect to Alpine snow, where typical concentrations are orders of magnitude lower (Jenk et al., 2006). Only contaminated urban soils present an elemental carbon concentration comparable to Alpine cryoconite samples (Lorenz et al., 2006). These findings support the hypotheses by Hodson (2014), who have suggested that cryoconite plays a role in extending the residence time of black and elemental carbon on the surface of glaciers, with implications for the accumulation of hydrophobic contaminants and for ice darkening.

Cryoconite from the Morteratsch glacier presents a higher concentration of both organic and elemental carbon than the one from the Forni glacier (Student's t test: $t_{19} = 3.80$; p-value < 0.001 for organic carbon concentration - Student's t test $t_{19} =$

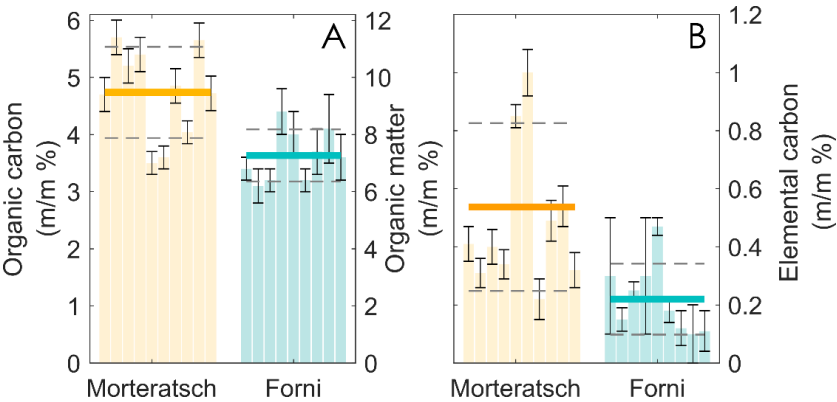


Fig. 6 Carbonaceous content of Alpine cryoconite: organic carbon (and estimated organic matter) is shown in panel A, elemental carbon in panel B. Mean values are depicted alongside standard deviations (coloured and dashed lines).

3.10; p-value = 0.003 for elemental carbon). We hypothesize that elevation has a role in explaining the difference.
370 Cryoconite from the Morteratsch glacier have been sampled at an elevation between 2100 and 2300 m a.s.l., while samples from the Forni glacier have been collected between 2600 and 2800 m a.s.l. A higher elevation implies lower temperatures, a shorter summer season and thus a less pronounced biochemical activity, which is in accordance with the lower organic carbon content observed in cryoconite at the Forni glacier.

4.5 Considering radioactivity as a whole

375 To analyse possible relationships between the different radionuclides, MDS and PCA have been applied on our data. The first tool has been used to represent the degree of similarity and dissimilarity between the radionuclides (**Fig. 7a**). In the two-dimensional domain of MDS, the radionuclides are grouped within three clusters which are interpreted as: 1) artificial radionuclides; 2) ^{238}U -chain nuclides; 3) ^{232}Th -chain nuclides. Despite ^{40}K doesn't belong to any of these groups, its distance from the ^{238}U - and ^{232}Th chain clusters is limited, confirming that K, Th and U in cryoconite are all associated to lithogenic
380 components. The most isolated of the nuclides is unsupported ^{210}Pb , in accordance to its peculiar biogeochemical cycle.

MDS is able to highlight the different sources of the radionuclides considered in this study: 1) the artificial radionuclides, whose presence on glaciers is mostly related to stratospheric fallout; 2) the lithogenic radionuclides which are present in the mineral fraction of cryoconite; 3) and ^{210}Pb which is deposited onto the glacier from the lower troposphere by precipitation. This partitioning is useful for interpreting the differences observed between the two glaciers considered here. At the
385 Morteratsch Glacier the activity of the stratospherically derived radionuclides (Pu, Am, Bi) is higher than on Forni Glacier; for ^{210}Pb the opposite is true (**Fig. 4** and Supplementary Material). This pattern may be related to the altitude of the glaciers. The Morteratsch Glacier basin has a maximum altitude of 4,049 m a.s.l. and an average elevation higher than 3000 m a.s.l., while the Forni basin is delimited by peaks whose maximum altitude spans from 3200 to 3400 m a.s.l. and only occasionally exceed 3500 m a.s.l.. The lower altitude could explain the higher amount of ^{210}Pb found in cryoconite from the Forni Glacier,
390 since the maximum atmospheric scavenging of ^{210}Pb occurs in the lower troposphere, below 4,000 m (Guelle et al., 1998). In contrast, the Morteratsch basin, given its high elevation, is more exposed to stratospheric fallout, perhaps explaining why the cryoconite from this glacier is highly contaminated with Pu isotopes, ^{241}Am and ^{207}Bi . Another factor that should be considered to explain the stronger contamination of cryoconite from Morteratsch, is the higher concentration of carbonaceous compounds in cryoconite from this glacier, for which radionuclides are particularly affine (Gadd 1996; Fowler
395 et al., 2010; Kim et al., 2011; Chuang et al., 2015).

Results from PCA allow for the distinction of cryoconite sampled from the two glaciers. As seen in **Fig. 7b-c**, the first two components, mostly the second one, separate the Morteratsch and Forni samples. The nuclides diagnostic for the separation in PC2 are the anthropogenic ones, which define the negative scores of Morteratsch samples, and unsupported ^{210}Pb , which

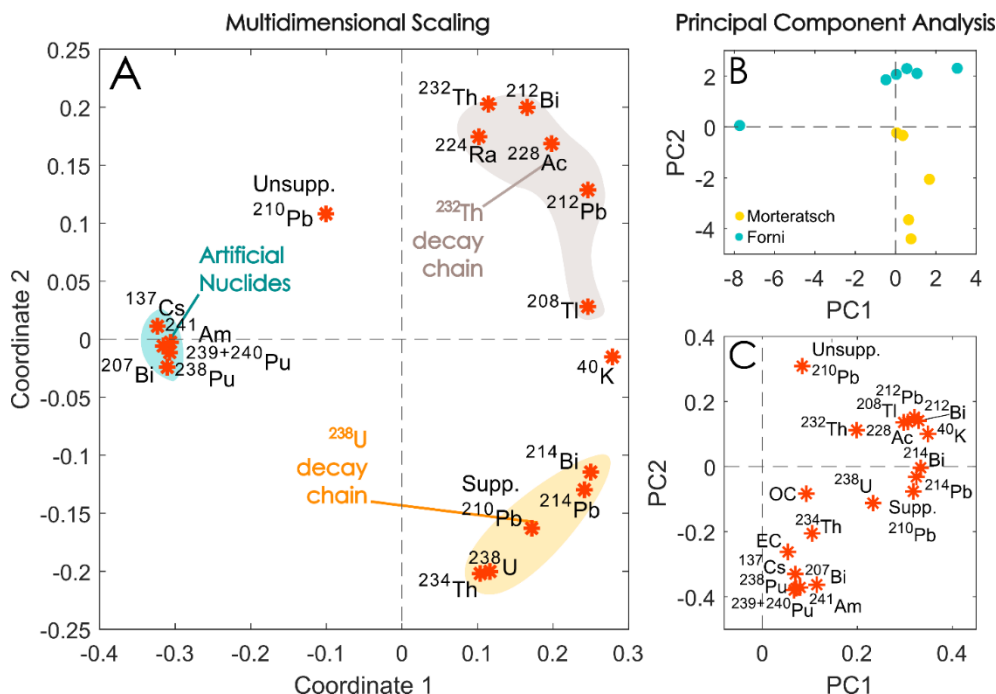


Fig. 7 Multivariate statistical analysis applied to Alpine cryoconite radioactivity data. Panel A: results from multidimensional scaling. Panel B and C refer to scores and loadings of the first two principal components respectively, calculated through principal component analysis. OC is organic carbon; EC is elemental carbon.

is linked to the positive scores of Forni cryoconite. One sample from the Forni Glacier is an outlier with respect to the others, being characterized by low concentration activity for most of the radionuclides, in particular the artificial ones.

4.6 The age of cryoconite and its relationship with ice surface processes

Natural and artificial FRNs are widely used to constrain chronologies in sedimentary environments. Among the nuclides considered here, ^{210}Pb and ^{137}Cs are commonly applied for dating, while ^{207}Bi and ^{241}Am have been rarely used to mark the period of maximum FRN deposition from atmospheric weapon tests (Kim et al., 1997; Appleby, 2008). Given the high concentration of radionuclides in cryoconite, it would be interesting to assess if they could be used to estimate the age of cryoconite itself. The most important issue that makes any attempt at dating challenging, is the complete absence of a stratigraphic record in cryoconite. In studying cryoconite it is only possible to obtain a set of distinct and uncorrelated samples. Wilflinger and colleagues (2018) used ^{210}Pb to infer the mixing age (intended as an approximate mean age) of cryoconite samples from an Austrian glacier, the Stubacher Sonnblickkees. To attempt the dating, an assumption was made: once cryoconite is formed, its radioactive content starts decreasing following the decay law, regardless of the aggregation and dissolution processes that affect cryoconite granules (Takeuchi et al., 2010). Based on this hypothesis, cryoconite is viewed as a sort of pure concentrated airborne material which is rich in atmospheric derived contaminants, as FRNs, and maintains its composition despite the dynamism of the supra-glacial environment. In Wilflinger et al. (2018) a highly

radioactive sample of airborne sediments extracted from fresh snow, was interpreted as a sort of time-zero reference (a primordial cryoconite material), however no further details were given about this specimen. Comparing the ^{210}Pb activity of cryoconite to the reference, the mixing age of the samples have been thus inferred. According to this conceptual model, older cryoconite presents lower ^{210}Pb activity in the light of the fact that the more time has passed from its formation, the more profound should be ^{210}Pb depletion due to the exponential radioactive decay. The estimated ages ranged from a few years to more than a century (Wilflinger et al., 2018). The glacier considered by Wilflinger et al. (2018) is small (less than 1 km^2) and is undergoing significant retreat and fragmentation (Kaufmann et al., 2013). The distribution of cryoconite on glaciers is extremely dynamic and is influenced by meteorological processes, local ice morphology, and supraglacial melting and runoff. It has been observed that within only a few days, single cryoconite holes can form, deepen and collapse, scattering cryoconite granules downstream on the glacier (Takeuchi et al., 2018). In addition, it is known that cryoconite is far from being a static sediment: its granules are in fact subjected to uninterrupted changes, such as aggregation and break-up, and their lifetime on glaciers don't exceed a few years (Takeuchi et al., 2010). In Antarctica, where cryoconite holes are usually covered by a permanent ice lid and supra-glacial hydrology is poor, the isolation age (i.e. the time period during which a single cryoconite hole have remained isolated from glacial hydrology) of single cryoconite holes has been estimated through a biogeochemical method: it never exceeds a few years (Fountain et al., 2004; Bagshaw et al., 2007). The transience of surficial glacial environments is furtherly confirmed by glacier moss balls (conglomerations of mineral debris, moss and organic matter forming on the surface of glaciers), whose lifespan was observed not to exceed few years (Hotelling et al., 2019). Given these evidences, we find it unlikely that a fraction of cryoconite sampled on the surface of a small and steep glacier as the Stubacher Sonnblickkees, could form at the end of the 19th century and persist there since then without being subjected to significant compositional changes.

We present an alternative hypothesis to link the content of FRNs in cryoconite and its formation age. Our conceptual model arises from an assumption opposite to that of Wilflinger and coauthors (2018): cryoconite is not a static material, its composition changes with time because of the processes taking place on the surface of glaciers. In light of this, the radioactive content of cryoconite is not only subjected to decay, but also to a build-up derived from continuous accumulation. Consequently, the older the cryoconite is, the higher is its ^{210}Pb content, because it has had a longer time within which to accumulate the radionuclide, which is continuously deposited on the glacier with snow and rain. We hypothesize that the build-up of radioactivity in cryoconite is derived from the interaction between ice, meltwater and cryoconite granules. During summer, the radionuclide content of ice and snow is mobilized through melting, including unsupported ^{210}Pb , which is always present in relatively recent ice (given its lifetime, it is not present at detectable concentrations in ice older than 150-200 years). The interaction between cryoconite granules and meltwater containing ^{210}Pb , explains why the latter is always found at high concentrations in cryoconite, regardless of the geographic context. For artificial FRNs the case is different since they are not continuously deposited on the surface of glaciers; however, they are still present in cryoconite with high activities. Each year during the melting season part of the ice dating back to the peak of

atmospheric nuclear tests and to major nuclear incidents, melts out, releasing its artificial nuclide burden which is transported by meltwater. As for unsupported ^{210}Pb , cryoconite granules retains such nuclides owing to their biogeochemical properties and accumulate a load of artificial radioactivity even if decades have passed since its original deposition on glaciers. The ability of cryoconite is likely related to the presence of organic matter and extracellular polymeric substances which are affine for heavy metals, including the radioactive ones (Gadd 1996; Fowler et al., 2010; Kim et al., 2011; Chuang et al., 2015). An additional support for the importance of organic matter in this process is also given by previous studies showing that the organic fraction of cryoconite and snow algae accumulates heavy metals associated to anthropogenic atmospheric emissions (Fjerdingstad, 1973; Nagatsuka et al., 2010; Łokas et al., 2016; Baccolo et al., 2017; Owens et al., 2019; Huang et al., 2019).

One observation might corroborate our hypothesis. Wilflinger et al. (2018) reported about high activity of ^7Be ($t_{1/2} = 53$ d) in their samples, of up to $34,000 \text{ Bq kg}^{-1}$. ^7Be is a short-lived cosmogenic radionuclide, deposited from the atmosphere with precipitation. We observed ^7Be within our samples, but we could not properly quantify it because months passed between sampling and γ -spectrometry. Finding an excess of ^7Be in cryoconite, implies that, given its lifetime, the absorption by cryoconite granules took place in the weeks just before sampling and not when the cryoconite originally formed. The presence of short-lived nuclides suggests that cryoconite granules continuously accumulates radioactive species through the interaction not only with meltwater but also with rain, where ^7Be is always present.

According to our interpretation, cryoconite containing higher concentrations of radionuclides has formed on the glacier before cryoconite presenting lower activities. Beyond this, however, we believe it is difficult to attempt a more precise dating through radioactive decay, even if it remains an interesting task. Too many processes are poorly understood to make a rigorous attempt at present, we first should understand the relationships which exist between the formation of cryoconite and of cryoconite granules, the geometry of the glacier, the age and displacement of ice, and in particular the exchanges between ice, meltwater and cryoconite granules.

5 Conclusions and future perspectives

We have described the ability of cryoconite to accumulate both artificial and natural FRNs. A comprehensive comparison against other environmental matrices revealed that cryoconite is, excluding samples from nuclear test and incident sites, one of the most radioactive natural substance found in Earth surface environments. Our study is focused on cryoconite samples from the European Alps but results from other regions of the global cryosphere confirm our findings, proving that the accumulation of radioactivity is not a local phenomenon, but involves worldwide glaciated areas. The accumulation of FRNs in cryoconite is so efficient that it has even allowed for a relatively easy detection of not common FRNs. Cryoconite is a promising tool in the fields of radioecology and environmental nuclear forensics.

The use of diagnostic ratios has shed light on the sources of radioactivity found in cryoconite. Results show that multiple sources, both regional and global, influences the radioactive signature of Alpine cryoconite. Pu related nuclides reveal a dominant source of their presence to be the global stratospheric fallout from atmospheric nuclear tests carried out in the second half of the 20th century. In contrast, the major contribution for ¹³⁷Cs is determined to have come from the 1986 Chernobyl accident. The ability of recording both planetary and more regional events, is also suggested by a comparison with literature concerning other geographic contexts. Differences are observed and can be explained considering the impact of regional events. It is important to note that currently no information exist about the radioactivity of cryoconite from the Southern Hemisphere. To build a comprehensive picture of radioactivity in the global cryosphere this is a geographic gap that it would be valuable to close.

There is evidence to suggest that the fundamental process which makes cryoconite a “sponge” for impurities in glacial environments, including radionuclides, is the interaction between ice and cryoconite itself, through the mediation of meltwater. When glaciers melt, they release and mobilize with meltwater the radionuclides originally preserved in snow and ice layers. Due to the organic matter content and its sticky properties, cryoconite efficiently binds and accumulates the impurities contained in meltwater, in particular those with an affinity for organic substances, including radionuclides.

This study has focused strictly on the glacial environment, ignoring the fate of cryoconite once it is released by glaciers and transported into the downstream ecosystems. It is likely that owing to meltwater discharge, the radioactivity accumulated in cryoconite is promptly diluted, avoiding any health and ecotoxicological risk. However, caution should be taken considering those pro-glacial areas in close proximity to the ice, where the dilution could be limited, and some risks could exist. Given the global relevance of this phenomena, further research should focus on the extra-glacial fate of cryoconite and the contaminants contained within it.

Data availability

Full data are available as supplementary material.

Author contributions

G.B. conceived the idea of this study, interpreted the data and wrote the manuscript with contributions from all the coauthors; R.A., G.B., B.D.M., A.F., R.S.A. collected the samples; G.B., E.L., P.G., M.N. performed the radioactivity measurements and outlined the potential sources of radioactivity; D.M. and P.P. determined the carbonaceous content of cryoconite; G.B., M.N, M.P. carried out neutron activation analysis; C.C., B.D., V.M., E.P. helped in the interpretation of the data; V.M. handled funding acquisition.

Competing interests

510 The authors declare that they have no competing interests.

Acknowledgments

This study has been supported by the Project of Strategic Interest NextData, funded by the Italian National Research Program PNR 2011-2013, and by the MIAMI (Monitoraggio Inquinamento Atmosferico della Montagna Italiana) project, funded by “Dipartimento per gli affari regionali e le autonomie della Presidenza del Consiglio dei Ministri”. Plutonium
515 isotopic analyses have been supported by the Polish National Science Center (grant no. 2016/21/B/ST10/02327). We thank Prof. Herbert Lettner for sharing the data about cryoconite from Austrian glaciers.

References

- Aarkrog, A. and Dahlgaard, H.. Evidence for Bismuth-207 in Global Fallout. *J. Environ. Radioactiv.* 1, 107-117, 1984.
- Abella, M. K. I. L., Rouco Molina, M., Nikolić-Hughes, I., Hughes, E. W., Ruderman, M. A.: Background gamma radiation
520 and soil activity measurements in the northern Marshall Islands. *PNAS*, DOI: 10.1073/pnas.1903421116, 2019.
- Ambrosini, R., Azzoni, R. S., Pittino, F., Diolaiuti, G., Franzetti, A., Parolini, M.: First evidence of microplastic contamination in the supraglacial debris of an alpine glacier. *Environ. Pollut.* 253, 297-301, 2019.
- Appleby, P. G.: Three decades of dating recent sediments by fallout radionuclides: a review. *Holocene* 18, DOI: 10.1177/0959683607085598, 2008.
- 525 Avery, S. V.: Fate of caesium in the environment: Distribution between the abiotic and biotic components of aquatic and terrestrial ecosystems. *J. Environ. Radioactiv.* 30, 139-171, 1996.
- Azzoni, R. S., Fugazza, D., Zennaro, M., Zucali, M., D’Agata, C., Maragno, D. Recent structural evolution of Forni glacier tongue (Ortles-Cevedale group, Central Italian Alps). *J. Maps* 13, 870-878, 2017.
- Baccolo, G., Di Mauro, B., Massabò, D., Clemenza, M., Nastasi, M., Delmonte, B., Prata, M., Prati, P., Previtali, E., Maggi,
530 V.: Cryoconite as a temporary sink for anthropogenic species stored in glaciers. *Sci. Rep.* 7, DOI: 10.1038/s41598-017-10220-5, 2017.
- Bagshaw, E. A., Tranter, M., Fountain, A., G., Welch, K. A., Basagic, H., Lyons, W. B.: Biogeochemical evolution of cryoconite holes in Canada glacier, Taylor Valley, Antarctica. *Biogeosciences* 112, DOI: 10.1029/2007JG000442, 2007.

- Bossew, P., Lettner, H., Hubmer, A.: A note on ^{207}Bi in environmental samples. *J. Environ. Radioactiv.* 91, 160-166, 2006.
- 535 Bryan, S. E., McDonald, P., Hill, R., Wilson, R. C.: Sea to land transfer of anthropogenic radionuclides to the North Wales coast, Part I: external gamma radiation and radionuclide concentrations in intertidal sediments, soil and air. *J. Environ. Radioactiv.* 99, 7-19, 2008.
- Cagno, S., Hellemans, K., Lind, O. C., Skipperud, L., Janssens, K., Salbu, B.: LA-ICP-MS for Pu source identification at Mayak PA, the Urals, Russia. *Environ. Sci. Proc. Imp.* 16, 306-312, 2014.
- 540 Chuang, C. Y., Santschi, P. H., Wen, L. S., Guo, L., Xu, C., Zhang, S., Jiang, Y., Schwer, K. A., Quigg, A., Hung, C. C., Ayranov, M., Schumann, D.: Binding of Th, Pa, Pb, Po and Be radionuclides to marine colloidal macromolecular organic matter. *Mar. Chem.* 173, 320-329, 2015.
- Cook, J., Edwards, A., Takeuchi, N., Irvine-Fynn, T.: Cryoconite: the dark biological secret of the cryosphere. *Prog. Phys. Geog.* 40, DOI: 10.1177/0309133315616574, 2015.
- 545 Cota, G. F., Cooper, L. W., Darby, D. A., Larsen, I. L.: Unexpectedly high radioactivity burdens in ice-rafted sediments from the Canadian Arctic Archipelago. *Sci. Total Environ.* 366, 253-261, 2006.
- Di Mauro, B., Baccolo, G., Garzonio, R., Giardino, C., Massabò, D., Piazzalunga, A., Rossini, M., Colombo, R.: Impact of impurities and cryoconite on the optical properties of the Morteratsch glacier (Swiss Alps). *Cryosphere* 11, 2393-2409, 2017.
- Diaconis, P., Goel, S., Holmes, S.: Horseshoes in multidimensional scaling and local kernel methods. *Ann. Appl. Stat.* 2, 777-807, 2008.
- 550 Ferrario, C., Pittino, F., Tagliaferri, I., Gandolfi, I., Bestetti, G., Azzoni, R. S., Diolaiuti, G., Franzetti, A., Ambrosini, R., Villa, S.: Bacteria contribute to pesticide degradation in cryoconite holes in an Alpine glacier. *Environ. Pollut.* 230, 919-926, 2017.
- Fjerdningstad, E.: Accumulated concentrations of heavy metals in red snow algae in Greenland. *Schweiz Z. Hydrol.* 35, 247-251, 1973.
- 555 Fountain, A. G., Tranter, M., Nylen, T. H., Lewis, K. J., Mueller, D. R.: Evolution of cryoconite holes and their contribution to meltwater runoff from glaciers in the McMurdo Dry Valleys, Antarctica. *J. Glaciol.* 50, 35-45, 2004.

- Fowler, S. W.: ^{210}Po in the marine environment with emphasis on its behaviour within the biosphere. *J. Environ. Radioactiv.* 102,448-461, 2011.
- 560 Fugazza, D., Senese, A., Azzoni, R. S., Maugeri, M., Maragno, D., Diolaiuti, G. A.: New evidence of glacier darkening in the Ortles-Cevedale group from Landsat observations. *Global Planet. Change* 178, 35-45, 2019.
- Gadd, G. M.: Influence of microorganisms on the environmental fate of radionuclides. *Endeavour* 20, 150-156, 1996.
- Gückel, K., Shinonaga, T., Christl, M., Tschiersch, J.: Scavenged ^{239}Pu , ^{240}Pu , and ^{241}Am from snowfalls in the atmosphere settling on Mt. Zugspitze in 2014, 2015 and 2016. *Sci. Rep.* 7, DOI: 10.1038/s41598-017-12079-y, 2017.
- 565 Guelle, W., Balkanski, Y. J., Dibb, J. E., Schulz, M., Dulac, F.: Wet deposition in a global size-dependent aerosol transport model: 2. Influence of the scavenging scheme on ^{210}Pb vertical profiles, surface concentrations, and deposition. *J. Geophys. Res. Atmos.* 103, DOI: 10.1029/98JD01826, 1998.
- Hirose, K., Igarashi, Y., Aoyama, M.: Analysis of the 50-year records of the atmospheric deposition of long-lived radionuclides in Japan. *Appl. Radiat. Isotopes* 66, 1675-1678, 2008.
- 570 Hodson, A. J.; Understanding the dynamics of black carbon and associated contaminants in glacial systems. Wiley Interdiscip. Rev. Waters 1, DOI: 10.1002/wat2.1016, 2014.
- Hotaling, S., Bartholomaeus, T. C., Gilbert, S. L.: Rolling stones gather moss: movement and longevity of moss balls on an Alaskan glacier. Preprint at bioRxiv, <https://www.biorxiv.org/node/801466.full>, 2019.
- Huang, J., Kang, S., Ma, M., Guo, J., Cong, Z., Dong, Z., Yin, R., Xu, J., Tripathi, L., Ram, K., Wang, F.: Accumulation of
- 575 atmospheric mercury in glacier cryoconite over Western China. *Environ. Sci. Technol.* 53, 6632-6639, 2019.
- Jenk, T. M., Szidat, S., Schwikowski, M., Gäggeler, H. W., Brütsch, S., Wacker, L., Synal, H. A., Saurer, M.: Radiocarbon analysis in an Alpine ice core: record of anthropogenic and biogenic contributions to carbonaceous aerosols in the past (1650–1940). *Atmos. Chem. Phys.* 6, DOI: 10.5194/acp-6-5381-2006, 2006.
- Kaufmann, V., Plösch, R., Ritter, S., Streber, J.: Documentation of the Glacier Retreat in the Eastern Part of the Granatspitz
- 580 Mountains (Austrian Alps) Using Aerial Photographs for the Time Period 2003–2009. *Cartogr. J.* 50, DOI: 10.1179/1743277413Y.0000000057, 2013.

- Ketterer, M. E, Szechenyi, S. C.: Determination of plutonium and other transuranic elements by inductively coupled plasma mass spectrometry: A historical perspective and new frontiers in the environmental sciences. *Spectrochim. Acta B* 63, 719-737, 2008.
- 585 Kim, G., Hussain, N., Chureh, T. M., Carey, W. L.: The fallout isotope ^{207}Bi in a Delaware salt marsh: a comparison with ^{210}Pb and ^{137}Cs as a geochronological tool. *Sci. Total Environ.* 196, 31-41, 1997.
- Kim, G., Kim, T. H., Church, T. M.: Po-210 in the environment: biogeochemical cycling and bioavailability. In: *Handbook of environmental isotope geochemistry*, Baskaran, M. Eds., Springer, 271-284, 2011.
- Kirchner, G., Daillant, O. The potential of lichens as long-term biomonitors of natural and artificial radionuclides. *Environ. Pollut.* 120, 145-150, 2002.
- 590 Langford, H., Hodson, A., Banwart, S., Bøggild, C.: The microstructure and biogeochemistry of Arctic cryoconite granules. *Ann. Glaciol.* 51, 87-94, 2010.
- Łokas, E., Zaborska, A., Kolicka, M., Różycki, M., Zawierucha, K.: Accumulation of atmospheric radionuclides and heavy metals in cryoconite holes on an Arctic glacier. *Chemosphere* 160, 162-172, 2016.
- 595 Łokas, E., Wachniew, P., Jodłowski, P., Gasiorek, M.: Airborne radionuclides in the proglacial environment as indicators of sources and transfers of soil material. *J. Environ. Radioactiv.* 178-179, 193-202, 2017.
- Łokas, E., Zawierucha, K., Cwanek, A., Szufa, K., Gaca, P., Mietelski, J. W., Tomankiewicz, E.: The sources of high airborne radioactivity in cryoconite holes from the Caucasus (Georgia). *Sci. Rep.* 8, DOI: 10.1038/s41598-018-29076-4, 2018.
- 600 Łokas, E., Zaborska, A., Sobota, I., Gaca, P., Milton, A., Kocurek, P., Cwanek, A.: Airborne radionuclides and heavy metals in High Arctic terrestrial environment as the indicators of sources and transfers of contamination. *Cryosphere*, DOI: 10.5194/tc-2019-34, 2019.
- Lorenz, K., Preston, C. M., Kandeler, E.: Soil organic matter in urban soils: Estimation of elemental carbon by thermal oxidation and characterization of organic matter by solid-state ^{13}C nuclear magnetic resonance (NMR) spectroscopy. *Geoderma* 130, 312-323, 2006.
- 605

- Meese, D. A., Reimnitz, E., Tucker III, W. B., Gow, A. J., Bischof, J., Darby, D.: Evidence for radionuclide transport by sea ice. *Sci. Tot. Environ.* 202, 267-278, 1997.
- Nagatzuka, N., Takeuchi, N., Nakano, T., Kokado, E., Li, Z.: Sr, Nd and Pb stable isotopes of surface dust on Ürümki glacier No. 1 in western China. *Ann. Glaciol.* 51, 95-105, 2010.
- 610 Nifontova, M.: Radionuclides in the moss-lichen cover of tundra communities in the Yamal Peninsula. *Sci. Total Environ.* 160-161, 749-752, 1995.
- Noshkin, V. E., Robison, W. L., Brunk, J. A., Jokela, T. A.: An evaluation of activated bismuth isotopes in environmental samples from the former Western Pacific Proving Grounds. *J. Radioanal. Nucl. Chem.* 248, 741-750, 2001.
- Osburn Jr., W. S.: The dynamics of fallout distribution in a Colorado alpine tundra snow accumulation ecosystem
615 in *Radioecology*, Schultz, V., Klement, A. W. Eds., Reinhold Publishing Corporation, New York, 51-71, 1963.
- Owens, P. N., Blake, W. H., Millward, G. E.: Extreme levels of fallout radionuclides and other contaminants in glacial sediments (cryoconite) and implications for downstream aquatic ecosystems. *Sci. Rep.* 9, DOI: 10.1038/s41598, 2019.
- Pittino, F., Maglio, M., Gandolfi, I., Azzoni, R. S., Diolaiuti, G., Ambrosini, R., Franzetti, A.: Bacterial communities of cryoconite holes of a temperate alpine glacier show both seasonal trends and year-to-year variability. *Ann. Glaciol.* 59, 1-9,
620 2018a.
- Pittino, F., Ambrosini, R., Azzoni, R., Diolaiuti, G., Villa, S., Gandolfi, I. and Franzetti, A.: Post-depositional biodegradation processes of pollutants on glacier surfaces. *Condens. Matter*, 3, DOI: 10.3390/condmat3030024, 2018b.
- Pourcelot, L., Louvat, D., Gauthier-Lafaye, F., Stille, P.: Formation of radioactivity enriched soils in mountain areas. *J. Environ. Radioactiv.* 68, 215-223, 2003.
- 625 Pribyl, D. W.: A critical review of the conventional SOC to SOM conversion factor. *Geoderma* 156, 75-83, 2010.
- Rudnick, R. L. and Gao S.: Composition of the continental crust, in *Treatise on Geochemistry Vol.3: the Crust*, Rudnick, R. L., Ed., Elsevier, 1-64, 2003.
- Sandalls, F. J., Segal, M. G., Victorova, N.: Hot Particles from Chernobyl: A Review. *J. Environ. Radioactiv.* 18, 5-22, 1993.
- Shabana, E. I., Al-Shammari, H. L.: Assessment of the global fallout of plutonium isotopes and americium-241 in the soil of
630 the central region of Saudi Arabia. *J. Environ. Radioactiv.* 57, 67-74, 2001.

- Singh, S. M., Avinash, K., Sharma, P., Mulik, R. U., Upadhyay, A. K., Ravindra, S.: Elemental variations in glacier cryoconites of Indian Himalaya and Spitsbergen. *Arctic. Geosci. Front.* 8, 1339-1347, 2017.
- Steinhauser, G., Merz, S., Hainz, D., Sterba, J. H.: Artificial radioactivity in environmental media (air, rainwater, soil, vegetation) in Austria after the Fukushima nuclear accident. *Environ. Sci. Pollut. R.* 20, 2527–2534, 2013.
- 635 Steinhauser, G., Brandl, A., Johnson, T. E.: Comparison of the Chernobyl and Fukushima nuclear accidents: A review of the environmental impacts. *Sci. Total Environ.* 470-471, 800-817, 2014.
- Steinhauser, G.: Environmental nuclear forensics: the need for a new scientific discipline. *Environ. Sci. Poll. Res.* 26, 16901-16903, 2019.
- Strawn, D. G. and Spark, D. L.: Effects of Soil Organic Matter on the Kinetics and Mechanisms of Pb(II) Sorption and
 640 Desorption in Soil. *Soil Sci. Soc. Am. J.* 64, 144-156, 2000.
- Takeuchi, N., Kohshima, S., Seko, K.: Structure, formation and darkening process of albedo-reducing material (Cryoconite) on a Himalayan glacier: a granular algal mat growing on the glacier. *Arct. Antarc. Alp. Res.* 33, 115-122, 2001.
- Takeuchi, N., Sakaki, R., Uetake, J., Nagatsuka, N., Shimada, R., Niwano, M., Aoki, T.: Temporal variations of cryoconite holes and cryoconite coverage on the ablation ice surface of Qaanaaq Glacier in northwest Greenland. *Ann. Glaciol.*, DOI: 10.1017/aog.2018.19, 2018.
- 645 Thakur, P., Ward, A. L.: ²⁴¹Pu in the environment: insight into the understudied isotope of plutonium. *J. Radioanal. Nucl. Chem.* 317, 757-778 (2018).
- Tieber, A., Lettner, H., Bossew, P., Hubmer, A., Sattler, B., Hofmann, W.: Accumulation of anthropogenic radionuclides in cryoconites on Alpine glaciers. *J. Environ. Radioactiv.* 100, 590-598, 2009.
- 650 Tomadin, L., Wagenbach, D., Landuzzi, V.: Mineralogy and source of high altitude glacial deposits in the western Alps: clay minerals as Saharan dust tracers, in: *The impact of desert dust across the Mediterranean*, Guerzoni, S., Chester, R. Eds., Kuwer Academic Publishers, 223-232, 1996.
- van Dongen, S. and Enright, A. J.: Metric distances derived from cosine similarity and Pearson and Spearman correlations. Preprint at arXiv, <https://arxiv.org/abs/1208.3145>, 2012.

- 655 Weiland-Bräuer, N., Fischer, M. A., Schramm, K. W., Schmitz, R. A.: Polychlorinated Biphenyl (PCB)-Degrading Potential
of Microbes Present in a Cryoconite of Jamtalferner Glacier. *Front. Microbiol.* 8, DOI: 10.3389/fmicb.2017.01105, 2017.
- Wilflinger, T., Lettner, H., Hubmer, A., Bossew, P., Sattler, B., Slupetzky, H. Cryoconites from Alpine glaciers:
Radionuclide accumulation and age estimation with Pu and Cs isotopes and ²¹⁰Pb. *J. Environ. Rad.* 186, 90-100, 2018.
- Yasunari, T. J. Stohl, A., Hayano, R. S., Burkhart, J. F., Eckhardt, S., Yasunari, T.: Cesium-137 deposition and
660 contamination of Japanese soils due to the Fukushima nuclear accident. *PNAS* 108, DOI: 10.1073/pnas.1112058108, 2011.