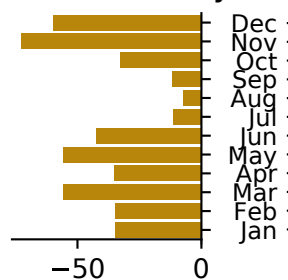
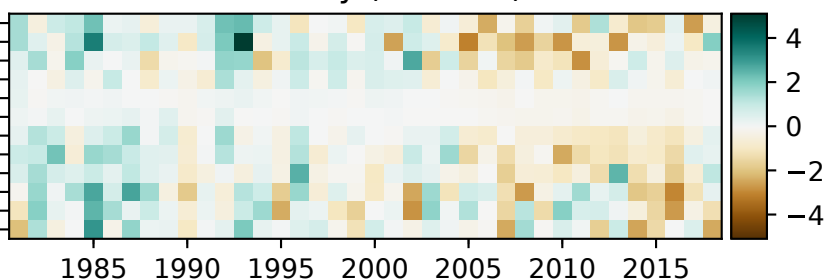


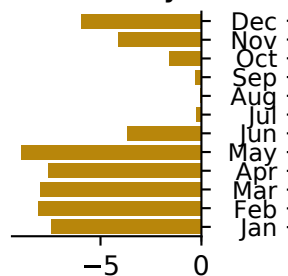
(a) NH snow cover trend ($10^3 \text{ km}^2 \text{ yr}^{-1}$)



(b) NH snow cover anomaly (10^6 km^2)



(c) NH snow mass trend (Gt yr^{-1})



(d) NH snow mass anomaly (10^3 Gt)

