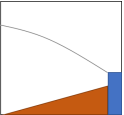
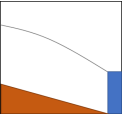
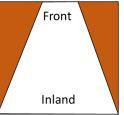
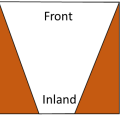


		Northern Greenland outlet glaciers	Drainage basin size (km ²)	% of drainage basin below sea level	Inland bed slope	Seaward bed slope	Widening fjord	Narrowing fjord
								
Category 1:	grounded terminus	Tracy	3176	3.6	X			X
		Kofoed-Hansen Bræ	^b	^b	X		X	
		Harald Moltke Bræ	666	17	X			X
		Humboldt	51 815	27	X		Does not terminate in fjord	
		Heilprin	6593	2.9	X		X	
		Academy	^a	^a			X	
		Harder	792	0.2			X	X
		Marie-Sophie	2567	6.8			X	
		Brikkerne	929	2.3			X	X
Category 2:	floating ice tongue	Petermann	60 093	67	X		X	
		Zachariae Isstrøm	257 542 ^b	54	X		X	
		Hagen Bræ	30 250 ^a	20		X	X	
		C. H. Ostefeld	11 013	1.5	X			X
		Nioghalvfjerdsfjorden	^b	^b	X			X
		Steensby	3356	4.2	X			X
		L. Bistrup Bræ	26 660	4.4	X		X	
		Storstrømmen	^b	^b	X		X	
		Ryder	36 384	40			X	X